



LIBRARIES

UNIVERSITY OF WISCONSIN-MADISON

Wisconsin men's basketball 1995-96 media guide. 1995

Madison, Wisconsin: UW Sports Information Office, 1995

<https://digital.library.wisc.edu/1711.dl/62X7CYZCX7PUD83>


<http://rightsstatements.org/vocab/InC/1.0/>

The libraries provide public access to a wide range of material, including online exhibits, digitized collections, archival finding aids, our catalog, online articles, and a growing range of materials in many media.


When possible, we provide rights information in catalog records, finding aids, and other metadata that accompanies collections or items. However, it is always the user's obligation to evaluate copyright and rights issues in light of their own use.

WISCONSIN MEN'S BASKETBALL


1995-96 MEDIA GUIDE




HEAD COACH
DICK BENNETT




W SEAN DAUGHERTY




W DARNELL HOSKINS




W OSITA NWACHUKWU



W MOSEZELL PETERSON



W SEAN MASON



W BOOKER COLEMAN

Photos by David Stluka

1995-96 BADGER BASKETBALL

Quick Facts

(AC 608)

Location — Madison, WI
Population — 198,392
Founded — 1848
Enrollment — 40,305
Nickname — Badgers
Colors — Cardinal and White
Arena — UW Field House
Capacity — 11,500
Chancellor — David Ward
Dir. of Athletics — Pat Richter
Head Coach — Dick Bennett
Alma Mater — Ripon, '65
Career Record — 361-188/19 yrs.
Record at UW — First season
Assistant Coaches —
 Brad Soderberg
 Shawn Hood
 Brian Hecker
Basketball Office — 262-4597
1994-95 Record — 13-14
Conference Record — 7-11/9th
Lettermen Back/Lost — 8/6
Starters Back/Lost — 1/4
SID — Steve Malchow
Associate SID — Justin Doherty
Assistant SID — Julie Kluge
SID Phone — 262-1811
SID Fax — 262-8184
Doherty Home Ph. — 833-4811

The 1995-96 Wisconsin Basketball Media Guide was produced by the UW Sports Information Office: Steve Malchow, Director; Justin Doherty, Associate Director; Julie Kluge, Assistant Director; Dan Meyer, Intern. Cover design by Earl Madden. Printed by Royle Printing and Publishing Co. of Sun Prairie, Wis.

Photographers: David Stluka, Greg Anderson, Jay Salvo, Jeff Miller, Del Brown, Todd Rosenberg. Cover photo by Jeff Miller.

The Wisconsin Basketball Media Guide is available to the general public by sending cash, check or money order for \$15 to Barb Wyatt, Sports Information Office, 1440 Monroe Street, Madison, WI 53711.

The Wisconsin Experience

The Badgers on Wisconsin	2-3
Strength and Conditioning	4
Sports Medicine	5
Academic and Student Services	6
UW Field House	7-9
Media Exposure and Travel	10
Madison	11
Campus Life	12
The University	13
Big Ten Conference	14
Academics and Athletics	15
Prominent Alumni	16

Media Information

Policies	18-19
T.V. and Radio Coverage	20-21
Sports Information Staff	22
Big Ten Composite Schedule	23
Primary Media Outlets	24

1995-96 Outlook

Rosters	26
Season Preview	27-29
Radio/T.V. Roster	30

The 1995-96 Badgers

Player Profiles	32-40
Statistics vs. Big Ten	41-42

1995-96 Coaches and Staff

Head Coach Dick Bennett	44-49
Assistant Coaches	50
Support Staff	51-52
Chancellor David Ward	53
Director of Athletics	54
Administration/Directory	54-56

Opponents

Maui Invitational Bracket	58
Opponent Profiles	59-70
Road Headquarters	70

1994-95 Review

Season Recap	72-73
Results and Statistics	74-75
Individual Statistics	76
Game-by-Game Team Statistics	77-78
Miscellaneous Statistics	79
Big Ten Standings, Honors	80
Game Summaries	81-86

History

Badger Almanac	88-94
Postseason History	95-98
Postseason Records	99-100
All-Americans	101-102
Honors and Awards	103-104
Letterwinners	105-107
All-time Starting Lineups	108-111
All-time Scores	112-124
Overtime Games	125
Series Records	126-127
Scores vs. '95-96 Opponents	128-133
Year-by-Year Records	134-135
Coaching Records	136

Records

Career Top Tens	138-139
Season Top Tens	140-141
Single-game Top Tens	142-143
Team Records	144-145
Miscellaneous Records	146
UW Field House Records	147
100-point Games	148
Biggest Wins and Losses	149
Year-by-Year Leaders	150-151
Statistical History	152-153
1,000-point Scorers	154-158
30-point Club	159
Index	160

THE BADGERS ON WISCONSIN

"Being a student-athlete at Wisconsin provides an opportunity to get the best of both worlds: a chance to play Big Ten basketball for one of the best coaches in America at one of the nation's best academic institutions."

Sean Daugherty

"Playing in the Big Ten is an experience I will always remember. The competition, the atmosphere and the exposure in this league is awesome. Educationally, Wisconsin is second to none in preparing students for life after college."

Darnell Hoskins

"I chose to attend Wisconsin because I wanted to play in the Big Ten and I felt the UW had the best combination of athletics and academics."

Booker Coleman

"Playing for Coach Bennett is tremendous. He is one of the best coaches in the nation and he knows what it takes to win. I respect him because he has taken the hard road to earn his reputation."

Brian Vraney

"Being a student-athlete at Wisconsin is a heavy commitment that requires a tremendous amount of responsibility. As a student-athlete, you are not only representing the program, but the entire institution as a whole. However, if you feel you need this and can perform, the University of Wisconsin is a place where you can reach your maximum potential."

Paul Grant

"Wisconsin is a tough school, academically and physically, but the rewards from the hard work you put in will determine the rest of your life."

Sam Okey

"Wisconsin is well-known for its academic reputation and I know that attending UW will increase my chances of getting a well-paying job once I graduate. The atmosphere here is great and Madison is one of the nicest cities I know."

Mike Kosolcharoen

"I attended Wisconsin because I wanted to play Division I basketball and this was the most academically challenging school I found."

Jeremy Hall

"I chose to come to Wisconsin because of its outstanding academic reputation and because I wanted to play major college basketball. Coach Bennett is honest and straightforward and he is going to make sure we do things the right way on the court."

Hennssy Auriantal

THE BADGERS ON WISCONSIN

"When I came to Wisconsin I thought I knew quite a bit about basketball. I was totally wrong. I've learned more about the game already than I can believe. I expect with time and determination, Wisconsin will emerge as a contender for the Big Ten title and NCAA Tournament year-in and year-out."

Sam Okey

"Being a student-athlete at the University of Wisconsin is no easy task, but it really helps you develop into a mature, disciplined adult. It takes a bit more drive and desire to do what it takes to be successful. But in the end the results you see are worth all the time and effort."

Shawn Carlin

"There are many opportunities at the University of Wisconsin. It's up to us to make the most of those opportunities."

Sean Mason

"I attended Wisconsin because of the first-class education it offers. Also, being in the Big Ten, my friends and family can watch me play. The coaching staff and everyone on campus has been great."

Duany Duany

"What interested me most about the University of Wisconsin was the business school. I also was interested because of the arrival of Coach Bennett."

D.J. Walker

"When I came to Madison on my visit, I really enjoyed the players and how they interacted with each other. Everybody looks out for each other. I was also looking for a school with the educational qualities Wisconsin has. It has a great name in the world job market."

Osita Nwachukwu



"What impresses me most about Coach Bennett is his humility, on and off the court, and his respect for the game of basketball. Coach Bennett knows through his years of experience that there is a right way to play the game of basketball and, in those years, he has refined his technique. I am simply looking forward to absorbing as much as I can from him. It is rare that a college player has this kind of opportunity. It may be difficult at first but, if we can maintain Coach Bennett's humility and passion, we are in store for great moments."

Paul Grant

"Coach Bennett has already instilled a spirit of enthusiasm and drive in me for the game of basketball. He really emphasizes putting life and passion into the game rather than all Xs and Os. Coach Bennett is a teacher of basketball and of maturity."

Shawn Carlin

STRENGTH & CONDITIONING



The Wisconsin strength and conditioning program is a sophisticated blend of science, technology and one-on-one attention to each athlete. Throughout the year, UW athletes spend more time working on strength and conditioning than any other aspect of their game. During the off-season, athletes work on strength improvement, speed, power, agility and conditioning. The in-season program is devoted to continuation of strength gains and performance-related conditioning.

Each year when freshmen arrive, baseline measures of strength, speed, power, agility, flexibility and endurance are collected. Measures of body composition, weight and frame-size are also recorded. With this information, goals are set for development and maintenance. Programs are established for each basketball player by strength and conditioning coach Robert Hackett, a former track all-American at Wisconsin. The UW also offers a sports nutrition program, coordinated by Scott Hettenbach. The program assists athletes in meeting their nutritional demands and body composition goals.

BADGER CONDITIONING GAINS

Under the direction of strength and conditioning coach Robert Hackett, the Badger basketball team has made significant improvements in its conditioning program and in the weight room over the last three seasons. The following team averages document the dramatic gains made in each area.

Category	Fall '93	Fall '94	Fall '95
Vertical Jump	27.62	28.92	29.25
Bench Press	245	272	245
Mile Run	5:49	5:34	5:32
Shuttle Run	44.90	44.27	44.76
1995 Bests			
Bench Press	300	Osita Nwachukwu	
Vertical Jump	33.5	Sean Mason	
30-yard Dash	3.43	Hennessy Auriantal	
		Sean Mason	
		Darnell Hoskins	
Mile Run	5:12.17	Sean Mason	
300 Shuttle	43.42	Sean Mason	

SPORTS MEDICINE

The Wisconsin Sports Medicine program features state-of-the-art facilities and the outstanding services of leading sports medicine and health care professionals.

Headquartered in the McClain Center, the department also maintains facilities at Camp Randall Stadium, the UW Field House, the Natatorium, the Nielsen Tennis Stadium and the Dane County Coliseum.

Services

The Sports Medicine program focuses on injury prevention. Staff members utilize Cybex strength-testing devices, provide dietary analyses, measure physiological capacity and outline programs to improve flexibility. Should injury occur, athletes are seen immediately by team physicians from the UW Hospitals and Clinics.

The UW is one of a handful of schools with an on-site X-ray machine, enabling physicians to quickly and thoroughly evaluate injuries and prescribe treatment and rehabilitation. Daily orthopedic and urgent care clinics plus counseling and nutrition services are available by appointment.

Athletic trainers and physicians work together to design rehabilitation programs for injured athletes. A wide variety of facilities and equipment, including a rehabilitation swimming pool, Cybex equipment, the Impulse Inertial Exercise System, Stairmasters and Fitron Bicycles, help athletes rehabilitate injuries and minimize the loss of general fitness during recuperative time.

Professional Staff

Dennis Helwig, a 1974 UW graduate, supervises the UW Sports Medicine Program. Now in his 21st year as a staff certified athletic trainer, Helwig is assisted by five athletic trainers, one physical therapist, three graduate assistant trainers and 30 student trainers. Team physician coverage is headed by Dr. Ben Graf, medical director of the UW Sports Medicine Center. Dr. Greg Landry, a staff physician for the UW Hospital Sports Medicine and Fitness Center, serves as head of primary care for UW athletic teams. Team physicians Dr. John Orwin and Dr. David Bernhardt round out the medical staff.



The Wisconsin Sports Medicine staff includes (front row, from left): Mike Johnson, Barb Pearson; (back row, from left) Jan Helwig, Greg Ingermann, Laurie Miller, Dave Beine, Chuck Hart, Henry Perez-Guerra, Andy Winterstein and head trainer Dennis Helwig.

ACADEMIC / STUDENT SERVICES

Academic excellence is emphasized at Wisconsin. Much of the credit for the impressive academic record of many Badger student-athletes goes to the school's counseling system that is available to the student-athletes.


Academic and student services director Alan Zussman supervises a staff of four full-time and two part-time counselors who conduct the program offered to the nearly 800 UW student-athletes. The advising staff members have a comprehensive understanding of academics at Wisconsin and a permanent line of communication with all University departments.

For those student-athletes who request assistance, counseling sessions are offered on a one-to-one basis at a time appropriate for the student-athlete. Wisconsin athletes are degree-oriented while allowing for the flexibility to explore different areas. The counseling staff takes a personal approach to each student-athlete in determining his or her individual needs, personal or academic.

The department maintains a computer center, arranges for exam proctoring, offers advice on resume preparation and coordinates the grant-in-aid program. Support groups are offered to students who become medically or academically ineligible for competition.



*The Wisconsin Athletic Department's Academic and Student Services Staff:
Front row (L-R): Pat Jacobson, Lou Ann Lund, Alan Zussman, Liane Kosaki, Mary Weaver-Klees.
Back row (L-R): Rick Bauer, Nancy Kreklow, Mary Moroder, Craig Hudson, Christine Sayler, Andrew Berns, Jerry Darda.*



Academic consultant Andrew Berns advises Darnell Hoskins on his class schedule.

WISCONSIN FIELD HOUSE



The Wisconsin Field House has been the home of the Badgers since 1930. The building was a project of former athletic director George Little when he arrived at Wisconsin-Madison in 1925.

In 1927, Little proposed to the athletic council and regents the plan under which the Field House was to be constructed. This proposal met the approval of the board after two previous attempts had failed.

The original layout included a \$650,000 building to house both an indoor training facility for intercollegiate teams and the required program of physical education. The portion to be used for intercollegiate athletics was estimated at \$385,000.

The intercollegiate section of the facility housed the men's and women's basketball teams and the wrestling squad. Its construction cost approximately \$434,000. The first game played in the Field House was on Dec. 13, 1930, when the Badger men's basketball team posted a 17-14 win over Carroll College. The official dedication game followed on Dec. 18, when Wisconsin downed Pennsylvania, 25-12.

The structure remains a part of Camp Randall Stadium, situated on the south end of the field, with stands built against its north wall. The Field House originally contained a basketball floor with a seating capacity of 12,000, a

complete track facility, and room for indoor football and baseball training.

The football, track and field, and baseball teams moved to the Camp Randall Memorial Sports Center, better known as "the Shell", upon its completion in 1956.

In April of 1976, the state Building Commission approved \$718,000 for the renovation of the Field House. The project was aimed at improving the seating facility and allowing for other activities to be held in the building.

Permanent bleachers were added to the north, south and west sides of the court, with portable seats and a stage area on the east side. This effort brought the seating capacity to 11,500. New locker rooms and a training facility were constructed under the west stands and the existing locker rooms were renovated.

A new lighting system was added in 1977, along with an improved sound system. A state-of-the-art scoreboard was installed prior to the 1991-92 season.

In addition to serving as the home for the UW men's and women's basketball, wrestling and volleyball teams, the Field House is the site of the WIAA boys' and girls' state basketball tournaments, the WIAA state wrestling tournament, concerts, graduation ceremonies and numerous other events.

FIELD HOUSE ATTENDANCE

Year	All Games			Big Ten Games			Season High
	G	Attend.	Avg.	G	Attend.	Avg.	
1941	12	130,150	10,846	6	71,150	11,858	14,000
1942	11	116,050	10,550	7	74,800	10,686	14,000
1943	11	118,000	10,727	6	69,000	11,500	14,000
1944	10	84,200	8,420	6	58,700	9,783	14,000
1945	11	98,000	8,909	6	55,500	9,250	11,500
1946	11	96,900	8,809	6	65,500	10,917	14,000
1947	11	124,700	11,336	6	78,600	13,100	13,800
1948	10	130,900	13,090	6	79,000	13,167	13,500
1949	12	150,000	12,500	6	78,500	13,083	13,500
1950	11	139,500	12,681	6	78,000	13,000	13,000
1951	11	130,550	11,868	7	89,350	12,764	13,000
1952	11	132,000	12,000	7	83,200	11,857	13,000
1953	11	129,726	11,793	9	107,026	11,892	13,500
1954	11	108,192	9,836	7	77,229	11,032	13,500
1955	11	92,150	8,377	7	71,800	10,257	12,100
1956	11	66,100	6,009	7	47,100	6,729	10,000
1957	11	57,529	5,230	7	33,929	4,847	7,193
1958	11	61,448	5,586	7	40,871	5,839	8,200
1959	11	58,527	5,321	7	32,317	4,617	7,410
1960	12	75,216	6,268	7	53,253	7,608	12,187
1961	10	65,685	6,569	7	47,843	6,835	13,472
1962	13	88,681	6,822	7	63,512	9,073	13,545
1963	13	88,905	6,839	7	57,244	8,178	12,088
1964	10	69,873	6,987	7	56,870	8,124	13,217
1965	10	63,823	6,382	7	47,380	6,769	9,538
1966	12	85,199	7,100	7	61,737	8,819	11,573
1967	11	116,855	10,623	7	74,789	10,684	12,729
1968	11	104,346	9,486	7	66,845	9,549	11,926
1969	11	112,949	10,268	7	72,956	10,422	11,569
1970	11	97,686	8,881	7	63,869	9,124	12,392
1971	12	81,051	6,754	7	47,967	6,852	7,953
1972	12	79,922	6,660	7	51,730	7,390	8,235
1973	11	84,242	7,658	7	53,549	7,650	8,236
1974	13	98,346	7,565	7	63,183	9,026	12,204
1975	15	82,981	5,532	9	44,120	4,902	7,462
1976	14	72,996	5,214	9	52,845	5,872	9,363
1977	13	90,609	6,970	9	61,643	6,849	8,501
1978	14	122,075	8,720	9	81,423	9,047	11,238
1979	14	114,945	8,210	9	76,062	8,451	12,204
1980	15	115,960	7,731	9	82,430	9,159	11,895
1981	15	101,606	6,774	9	65,109	9,234	9,026
1982	13	65,505	5,039	9	49,618	5,513	9,281
1983	15	113,617	7,574	9	73,258	8,140	11,442
1984	13	98,280	7,560	9	76,050	8,450	11,019
1985	15	103,795	6,920	9	74,170	8,241	9,868
1986	15	112,131	7,475	9	77,536	8,615	11,092
1987	15	110,876	7,392	9	78,002	8,667	11,866
1988	14	110,545	7,896	9	78,866	8,762	11,068
1989	17	161,810	9,518	9	95,388	10,599	11,886
1990	14	142,291	10,164	9	96,740	10,749	11,898
1991	17	171,680	10,099	9	97,960	10,884	11,924
1992	17	160,580	9,446	9	95,019	10,558	12,305
1993	17	176,578	10,387	9	101,603	11,289	11,500
1994	16	184,000	11,500	9	103,500	11,500	11,500
1995	15	171,292	11,419	9	103,500	11,500	11,500

THE TOP CROWDS

Date	Score	Attend.
2/16/46	Iowa 44, UW 39	14,000
2/19/44	Purdue 52, UW 50	14,000
2/13/43	Indiana 51, UW 44	14,000
1/11/43	Illinois 52, UW 40	14,000
3/7/42	UW 62, Iowa 45	14,000
3/22/41	UW 36, Pittsburgh 30	14,000
2/26/47	Ohio State 57, UW 56	13,800
3/1/41	UW 42, Minnesota 32	13,750
2/15/41	UW 46, Illinois 30	13,600
3/3/62	UW 86, Ohio State 67	13,565

YEAR-BY-YEAR RECORD

Year	W	L	Pct.	1964	5	6	.454
1931	7	3	.700	1965	5	5	.500
1932	7	4	.636	1966	9	3	.750
1933	4	6	.400	1967	7	4	.636
1934	10	2	.833	1968	9	2	.818
1935	11	2	.846	1969	8	3	.727
1936	9	3	.750	1970	6	6	.500
1937	7	4	.636	1971	7	6	.538
1938	8	3	.727	1972	9	3	.750
1939	8	3	.727	1973	8	3	.727
1940	4	6	.400	1974	11	2	.846
1941	11	1	.917	1975	8	7	.533
1942	9	2	.818	1976	7	7	.500
1943	7	4	.636	1977	7	6	.538
1944	5	5	.500	1978	7	7	.500
1945	6	5	.545	1979	9	5	.643
1946	4	7	.364	1980	11	4	.733
1947	9	2	.818	1981	9	6	.600
1948	9	1	.900	1982	4	9	.308
1949	9	3	.750	1983	7	8	.467
1950	10	1	.909	1984	6	7	.462
1951	6	5	.545	1985	10	5	.667
1952	6	5	.545	1986	8	7	.533
1953	9	2	.818	1987	8	7	.533
1954	7	4	.636	1988	8	6	.571
1955	6	5	.545	1989	14	3	.824
1956	3	8	.273	1990	8	6	.571
1957	4	7	.364	1991	11	6	.647
1958	5	6	.454	1992	11	6	.647
1959	3	8	.273	1993	11	6	.647
1960	5	7	.417	1994	14	2	.875
1961	6	4	.600	1995	11	4	.733
1962	10	3	.769				
1963	8	5	.615		505	303	.625

WISCONSIN FIELD HOUSE



Directions to the Field House

From the Dane County Airport — Exit airport via International Lane to Packers Avenue (Hwy. 113). Turn left on Packers Avenue, which changes to Pennsylvania Avenue, Johnson Street, Gorham Street and then University Avenue. Stay on University Avenue through campus until Randall Avenue (look for Milan's Sub Shop and McDonald's on the left side of University). Turn left on Randall Avenue. Go approximately three blocks until Randall forks. Take the right fork (Monroe Street). The Field House is located on the right side on Monroe Street.

From south and I-90 (from Chicago) — Take I-90 to the Madison beltline

(Highway 12/18). West on the beltline to Park Street (Hwy. 151). Exit right (north). Take Park Street to Regent Street. Turn left on Regent Street, then approximately six blocks to the Field House.

From east and I-94 (from Milwaukee) — Take I-94 to Highway 30 West. Take Highway 30 to its end at Highway 113 South. Turn left onto 113 South, which becomes Packers/Pennsylvania Avenue. Continue on Packers/Pennsylvania Avenue, which changes to Johnson Street, Gorham Street (one way) and then University Avenue. Stay on University Avenue through campus until Randall Avenue (look for Milan's Sub Shop and McDonald's on

the left side of University). Turn left on Randall Avenue. Go approximately three blocks until Randall forks. Take the right fork (Monroe Street). The Field House is located on the right side on Monroe Street.

From west and I-90/94 (from Minneapolis) — Take I-90/94 to Highway 151 South (East Washington Avenue). Continue on East Washington Avenue to State Capitol building. Turn right on Webster Street and complete half a square around the Capitol (Webster to Dayton to Fairchild). Turn right on West Washington Avenue. Follow West Washington to Regent Street. Turn right onto Regent Street. Follow Regent to the Field House.


MEDIA EXPOSURE & TRAVEL

Playing college basketball in the Big Ten Conference and at the University of Wisconsin is an opportunity for success, excitement and exposure.

Badger basketball is unique with its intense media coverage. Among the many media outlets that routinely cover the Badgers are three local television stations, two local radio stations and the Wisconsin Radio Network, three major newspapers (two in Madison and one in Milwaukee), two daily student newspapers, plus one specialty publication, *Badger Plus*, which covers Wisconsin athletics exclusively.

During the past two seasons, Badger players and the Wisconsin team have been showcased in the national media with articles that appeared in *USA Today*, *Sports Illustrated*, *The Sporting News*, the *Chicago Tribune*, the *Chicago Sun-Times*, the *New York Daily News* and several other major metropolitan newspapers.

In terms of television coverage, Big Ten basketball is seen on ESPN, ABC, CBS, NBC and Creative Sports. The Badgers are scheduled to appear



on ESPN twice this season, with additional television dates possible. Nearly 20 other Badger games will be shown locally or regionally via Creative Sports this season. In addition to being telecast live, a number of home games will also be shown on the Wisconsin Public

Television network on a delayed basis.

On radio, Badger games are heard on a 43-station statewide network. Coach Dick Bennett has a weekly media conference that routinely draws more than a dozen reporters, and he also has a television show that is seen in all corners of the state.

TRAVEL WITH THE BADGERS

During their time at Wisconsin, Badger players see and experience different parts of the United States and the world through team travel.

In recent seasons, the Badgers' schedule has included games or tournaments in Dallas, Miami, Los Angeles, Las Vegas, Portland, Tampa, Tempe, Honolulu and San Juan, Puerto Rico.

This year's schedule includes a trip to the Maui Invitational in Hawaii, along with a non-conference game at Providence.



MADISON

Located in southern Wisconsin, Madison is home to both the University of Wisconsin and the state capital. The city was designed so that the school and state would be linked, signifying the interrelated nature of academics and politics.

One of the midwest's most vibrant communities, Madison offers an endearing quality of life to both its residents and students.

The centerpiece of the city is the State Capitol. The campus is west of the Capitol and offers easy access to shopping malls, restaurants for every taste and popular night spots.

With a diverse population of nearly 200,000, Madison offers the unique combination of big city excitement and small-town charm. Madison is an action-oriented community that promotes participation in government, education sports, arts and recreation.

Madison was listed as the second most livable city in the United States in a 1993 *Money* magazine survey and was the subject of a feature story in *USA Today* during the summer of '95.

Besides the UW Athletic Department, the city also offers a large quantity and high quality of outdoor leisure activities.


NATION'S NO. 2 CITY BY MONEY MAGAZINE

Madison was listed second on *Money* magazine's 1993 list of the nation's most livable cities. Following are excerpts from *Money's* seventh annual survey.

"A popular t-shirt sold in Madison describes the state capital and home of the University of Wisconsin as the 'alternative to reality'. That's about right. Madison, which has ranked in our top 10 for the past three years, offers special attractions."

"Madison's awesome beauty and laid-back style appeal to most everyone. Walk along State Street's thriving pedestrian mall and you'll see the elderly on bicycles and yuppies and hippies moving around the street vendors, New Age stores and coffee shops."

"For a relatively small city, Madison offers a number of surprises. For example, you can find Caribbean, Ethiopian, Thai and more than 20 other reasonably priced types of ethnic restaurants."



An overhead view of Madison reveals the city's diverse landscape: Lakes Mendota (on the left) and Monona, the State Capitol building downtown (top of photo) and the UW campus (bottom of photo) amid neighborhoods that are suburban, urban and collegiate in style.


CAMPUS LIFE

Situated among gentle, rolling hills and wooded areas between Lakes Mendota and Monona is the 900-acre University of Wisconsin campus. Located in the state's capital city, Madison, the UW campus is one of the nation's most picturesque.

Two movies have been filmed on the UW-Madison campus, including the 1986 hit *Back To School*, featuring Rodney Dangerfield.

There are many famous landmarks on campus, including tree-lined Bascom Hill, North Hall (the first building on campus), Van Hise Hall (the tallest building on campus) and Picnic Point (a 129-acre peninsula). A favorite gathering spot for students is the Memorial Union and its lakeside terrace.

Wisconsin students include some of the nation's foremost scholastic achievers. The diversification of the student body and its campus life make the UW a truly special educational experience.



Bascom Hall houses the University's administrative offices.



The Memorial Union Terrace, which sits along the shore of Lake Mendota, is a favorite gathering place for UW students and Madison residents alike.

THE UNIVERSITY

THE UNIVERSITY OF WISCONSIN

The University of Wisconsin-Madison, founded in 1848, has been recognized throughout its history as one of the nation's leading institutions of higher learning. *U.S. News & World Report*, in a 1993 issue, included UW-Madison in a list of the "Best College Buys".

From the initial class of 17, the student population has grown to a current enrollment of more than 40,000 students, the sixth-largest school in the United States.

- Wisconsin is one of just 56 members of the Association of American Universities, the most prestigious organization in higher education in the U.S.

- University libraries house more than 5.4 million volumes, 13th-most in the nation according to the Association of Research Libraries.

- The UW had \$372 million in research and development funds in 1994, third-most in the nation according to a National Science Foundation survey.

- Wisconsin received \$164 million in voluntary support in 1994, ranking first nationally among public colleges and universities.

- According to a *Standard & Poor's* survey, Wisconsin is one of the nation's top producers of corporate executives, ranking second in undergraduate degrees.

- *U.S. News & World Report* rated the UW-Madison's sociology department as No. 1 in the nation. Additionally, the magazine ranked psychology 12th, history 9th, political science 10th, economics 11th and engineering 12th.

- The 1983 Assessment of Research-Doctorate Programs in the United States reported that 15 departments on campus were rated in the top 10 of the nation.

- The University boasts the top-rated Department of Education in the nation according to 1990 and 1994 studies conducted at the University of Illinois.

- The Wisconsin Alumni Association is the second-largest independently financed group in the United States.

- Through its history, the UW-Madison has produced 12 Nobel Prize winners, 22 Pulitzer Prize winners, 44 members of the National Academy of Sciences, 14 members of the National Academy of Engineering and two members of the National Academy of Education.

- The University was a runner-up in the 1993 Rochester Institute of Technology / *USA Today* Quality Cup competition.



UNIVERSITY COLLEGES & SCHOOLS

Agricultural & Life Sciences, College of
Natural Resources, School of
Business, School of
Continuing Studies, Division of
Education, School of
Engineering, College of
Environmental Studies, Institute of
Family Resources & Consumer Sciences
Graduate School
International Studies and Programs
Law School
Letters and Science, College of
Journalism & Mass Communication, School of
Library and Informational Studies, School of
Music, School of
Social Work, School of
Medical School
Nursing, School of
Pharmacy, School of
Veterinary Medicine, School of

BIG TEN CONFERENCE

From its beginning 100 years ago, the Big Ten Conference continues to be recognized as one of the premier athletic leagues in the nation. In a time when consistent excellence is difficult to maintain, the Big Ten continues to be a showcase for the finest achievements in athletics and academics.

Success on the Court

The Big Ten is arguably the premier basketball conference in America. The league regularly sends five or six teams to the NCAA Tournament. Big Ten schools have won nine NCAA titles and lead the nation with 33 Final Four appearances. Included among those nine championships is Wisconsin's 1941 title.

Nation's Attendance Leader

Big Ten men's basketball has enjoyed unprecedented popularity through the years. Crowd sizes every season justify this assertion. The Big Ten has been the conference leader in attendance every year since 1977 and retained its place last season by averaging 12,708 per game.

Conference Leadership

The Big Ten has long been recognized for its athletics, but more importantly is dedicated to the academic well-being of its participants. The league has long pushed for higher standards for student-athletes. With its founding principles still serving as the guiding force, the Big Ten will continue to be a national leader.



DISTINGUISHED LEAGUE

Established in 1896, the Big Ten Conference is the oldest intercollegiate conference of major academic and research institutions in the nation. The Big Ten is also the only league in the nation whose membership is entirely composed of institutions that are members of the AAU, a prestigious association of academic and research institutions in the United States.



1994-95 ATTENDANCE

BIG TEN	12,708
Southeastern	11,510
Great Midwest	11,264
Big East	11,195
Atlantic Coast	10,906


NCAA CHAMPIONSHIPS

Pac-10	14
BIG TEN	9
Atlantic Coast	7
Southeastern	6
Missouri Valley	4

FINAL FOURS

BIG TEN	33
Atlantic Coast	28
Pac-10	27
Big Eight	20
Southeastern	17

ACADEMICS & ATHLETICS



Achieving national recognition in both academics and athletics is a difficult challenge for universities today. The University of Wisconsin is one of the few institutions that has earned praise for its work in the classroom and on the court.

With its admittance to the Association of American Universities (AAU), the UW-Madison has been recognized for its solid reputation in the academic world. Indeed, only 56 schools nationally are in the AAU.

Balancing the academic requirements of an outstanding institution with the demands of collegiate athletic competition is difficult. However, the University of Wisconsin has attacked the challenge and succeeded.

Inclusion in the Association of American Universities and an NCAA tournament appearance in 1994 are evidence that academics and athletics do indeed mix at the University of Wisconsin.

AAU MEMBERSHIP

Arizona	Nebraska
Brandeis	New York Univ.
Brown	North Carolina
California	Northwestern
Cal. Inst. of Tech	Ohio State
Carnegie-Mellon	Oregon
Case Western	Penn State
Catholic Univ.	Pennsylvania
Chicago	Pittsburgh
Clark	Princeton
Colorado	Purdue
Columbia	Rice
Cornell	Rochester
Duke	Rutgers
Florida	Stanford
Harvard	S.U.N.Y.
Illinois	Syracuse
Indiana	Texas
Iowa	Tulane
Iowa State	UCLA
Johns Hopkins	UC-San Diego
Kansas	USC
Maryland	Vanderbilt
M.I.T.	Virginia
Michigan	Washington (Mo.)
Michigan State	Washington
Minnesota	Wisconsin
Missouri	Yale

PROMINENT ALUMNI

Notable Alumni

Arts

Mason Adams, Emmy Award-winning actor on "Lou Grant"; **Don Ameche**, star of movies and stage; **Joan Cusack**, actress in "Working Girl"; **Thomas Miller**, writer of "Happy Days", "Laverne and Shirley", "Bosom Buddies" and "Perfect Strangers"; **Joyce Carol Oates**, novelist; **Daniel Travanti**, Emmy Award winning actor on "Hill Street Blues"; **David and Jerry Zucker**, producers of "Airplane", "Naked Gun" and "Ruthless People"

Business


Susan Davis, CEO of Susan Davis Companies; **Norman Dean**, president of Hills Brothers Coffee; **Robert Froehlke**, CEO of IDS Mutual Fund Group; **Lee Raymond**, chairman of Exxon

Government

Gov. Tommy Thompson (Wisconsin); **Sen. Herb Kohl** (Wisconsin); **Sen. Russ Feingold** (Wisconsin); **Sen. Charles Robb** (Virginia); **Mayor John Norquist** (Milwaukee); **Mayor Paul Soglin** (Madison)

Journalism

Jeff Greenfield, news analyst of ABC Nightline; **Steven Bornstein**, President of ESPN; **Rudy Martzke**, sports columnist of *USA Today*; **Edwin Newman**, retired dean of NBC News; **Len Shapiro**, sports reporter of *Washington Post*




Sen. Herb Kohl (Wisconsin), owner of the Milwaukee Bucks.



Rudy Martzke, a sports columnist for USA Today newspaper.



Brewers owner Bud Selig is the acting Major League Baseball Commissioner.



Tommy Thompson, Governor of the State of Wisconsin.



Media Information

MEDIA POLICIES

Credentials

Requests for credentials must be placed with the UW Sports Information Office in writing, at least one week in advance. Requests should be made on company letterhead. Upon receipt of applications, appropriate credentials are either mailed or made available at the Sports Information Office or the media will-call gate in Lot 18 at the southeast corner of the Field House.

Credentials will be issued according to the following priority guidelines: 1) National publications and newspapers filing for the following day's publication. 2) All newspapers designated by the visiting sports information director. 3) Television and radio stations originating a live broadcast. 4) Television and radio stations covering for nightly news. 5) All other requests will be evaluated on a space-available basis, with preferences given to those who regularly cover Wisconsin basketball.

Spouses, dates, children and other non-workers will not be allowed in any of the media areas.

Parking

A very limited number of media parking passes are available. They will be issued on a priority basis similar to the guidelines for the issuance of credentials. Contact the Sports Information Office for further information.

Radio

Each visiting radio station admitted for broadcast should contact the UW Sports Information Office at least one week prior to the game they wish to cover. Each station will be issued three credentials as per Big Ten guidelines. If credentials are not mailed, they may be picked up at the Sports Information Office. Radio facilities are located in the balcony level of the west side of the Field House.

Photographers

Floor photo passes are limited to daily newspaper, wire service and television photographers. Photographers are expected to display their credentials prominently at all times and must work from behind either the southeast or northwest corners of the baseline. No photographers will be permitted along the length of the floor. The University of Wisconsin follows NCAA and Big Ten guidelines regarding event photography.

Practices

All but the final hour of Wisconsin practices at the UW Field House or Natatorium are open to the media. Practices on the road are closed, as are gameday practice sessions.

Player Interviews

During the fall semester, when practices are scheduled on Mondays, Wednesdays and Fridays from 7:30-9 a.m. and 7-8:30 p.m., players will be available for interviews from 6:30-7 p.m. For fall semester practices on Tuesdays, which will run from 4:30-7 p.m., players will be available for interviews from 4-4:30 p.m. During the spring semester, when practices are scheduled from 1:30-4 p.m., players will be available for post-practice interviews.

All interviews must be arranged through the Sports Information Office. Please contact Justin Doherty by noon of the day you wish to interview a player. No interviews are granted the day of a game, with the exception of postgame interviews.

Players' telephone numbers will not be made available to the media, and players have been instructed not to conduct interviews when contacted by telephone. For out-of-town reporters, requests for collect-call telephone interviews may be made with Justin Doherty at the Sports Information Office.

Bennett Interviews

Head coach Dick Bennett will be available for interviews before practice in the fall semester and after practice during the spring semester. On the road, Bennett will be available to the media at the Badgers' hotel the day or evening before the game or following the team's shoot-around the day of the game. Call Justin Doherty at the Sports Information Office to arrange an interview.

Additionally, Bennett holds a weekly media conference throughout the season. These sessions are generally at 1 p.m. in the "W" Club Room in Camp Randall Stadium. Audio cuts from the conferences are available after 4 p.m. on Mondays by calling (608) 263-3100.

Out-of-town media members wishing to arrange a phone interview with Bennett should contact Justin Doherty at the Sports Information Office. The best time to reach Bennett is weekdays from 9 a.m. to noon.

Press Row Services

Working areas for the media are located on the west side of the Field House — in the mezzanine level for most print media and in the balcony for broadcast media. Coats and other personal belongings may be stored in the Reinke Room at the north end of the Field House. Programs, media guides and game notes will be available in the Reinke Room before each game. Halftime and final statistics, play-by-play and coaches' quotes will be furnished to all working locations.

Telephones

Telephone lines in the press area must be ordered at least one week in advance of the game(s) for which they are needed. Orders should be made through both Wisconsin Bell (800) 447-7738 and UW Telecommunications (608) 262-0521 during regular business hours. Several courtesy phones will be made available by the UW Sports Information Office.

Fax-on-Demand Service

The Big Ten Conference office and league schools offer 24-hour access to the latest press releases, statistics, notes and box scores via a fax-on-demand network.

Because of this unique service, the University of Wisconsin no longer faxes or mails its basketball releases to media personnel. These releases/game notes can be accessed by requesting cell 3212 on the fax-on-demand system. Similarly, box scores (3214) and play-by-plays (3215) are available immediately after all home games. If media members do not want to access this service, there will be a \$10 charge to fax box scores.

To receive more information, contact the Big Ten Communications Department at (708) 696-1010 or the UW Sports Information Office at (608) 262-1811. *Because this service is designed for media use only, the phone number should not be given to the general public.*

Postgame Interviews

Head coaches and selected Badger players will be available following each home game in the women's locker room in the southwest corner of the Field House on the lower level. Generally, the visiting coach will be available first, followed by Bennett, then UW players. The UW locker room is closed.

Madison Travel Information

Lodging

The following hotels and motels are located within 10-15 minutes of the Wisconsin campus:

Best Western-Inn on the Park, 22 S. Carroll St.	257-8811
Best Western-InnTowner, 2424 University Ave.	233-8778
Best Western-Midway, 3710 E. Washington Ave.	244-2424
Concourse Hotel, One W. Dayton St.	257-6000
Edgewater, 666 Wisconsin Ave.	256-9071
Hampton Inn East, 4820 Hayes Rd.	249-5300
Hampton Inn West, 516 Grand Canyon Dr.	833-3511
Holiday Inn East Towne, 4402 E. Washington Ave.	244-4703
Holiday Inn West, 1313 John Q. Hammons Dr.	831-2000
Holiday Inn Southeast, 3521 Evan Acres Rd.	222-9121
Howard Johnson's, 525 W. Johnson St.	251-5511
Ivy Inn, 2355 University Ave.	233-9717
Madison Inn, 601 Langdon St.	257-4391
Quality Inn South, 4916 E. Broadway Ave.	222-5501
Quality Inn West Towne Suites, 650 Grand Canyon Dr.	833-4200
Radisson Inn, 517 Grand Canyon Dr.	833-0100
Ramada Inn, 3841 E. Washington Ave.	244-2481
Sheraton Inn, 706 John Nolen Dr.	251-2300
University Inn, 441 N. State St.	257-4881

Airline Service

Madison is served by the Dane County Airport, which has seven major airlines with approximately 100 flights a day. The airport is a 10-minute drive from the UW campus. Directions from the airport to campus are on page 9.

American Eagle	800-433-7300
ComAir (Delta)	800-221-1212
Midwest Express	800-452-2022
Northwest	800-225-2525
TWA Express	608-257-5707
USAir	800-428-4322
United	800-241-6522

Airport Auto Rental

Budget	800-527-0700
Dollar	800-800-4000
Hertz	800-654-3131
National	800-227-7368

Taxicab Service

Badger Cab	256-5566
Madison Taxi	258-7458
Union Cab	242-2000
Yellow Cab	831-8948

TELEVISION COVERAGE

Badgers on TV

ESPN

Feb. 21 NORTHWESTERN

ESPN2

Jan. 31 at Ohio State

Creative Sports Regional

Jan. 20 at Northwestern

Feb. 10 OHIO STATE

Feb. 17 at Minnesota

Feb. 24 at Michigan State

Creative Sports Local

Dec. 2 TEMPLE

Dec. 9 ... ST. BONAVENTURE

Dec. 23 UW-MILWAUKEE

Dec. 31 MARQUETTE

Jan. 3 MICHIGAN

Jan. 10 at Indiana

Jan. 13 IOWA

Jan. 17 ... MICHIGAN STATE

Jan. 24 MINNESOTA

Feb. 3 at Illinois


Feb. 7 PURDUE

Feb. 28 at Iowa


March 2 INDIANA

March 6 PENN STATE

March 9 at Michigan




Craig Coshun



John Powless



Van Stoutt



Alan Zussman

Television Coverage

A minimum of 21 of the Badgers' regular-season games, including all but two home games, will be televised live this season. Among those will be a pair of nationally televised contests — one each on ESPN and ESPN2 — and four that will be shown throughout the Midwest on the Creative Sports Regional network. Wisconsin's flagship station is WMTV in Madison.


WMTV sports director Craig Coshun, who called the action for several Badger games last season, heads this year's broadcast team. He is teamed with long-time analyst John Powless, who was head coach of the Badgers from 1969-76.

In addition to the live telecasts, several home games will also be aired on a delay basis on the state-wide Wisconsin Public Television network. WHIT Radio's Van Stoutt and UW academic and student affairs director Alan Zussman handle the announcing duties.


The Dick Bennett TV Show

"The Dick Bennett Show" airs in Madison and on a statewide network. Hosted by WISC-TV's Jeff Lenzen, the 30-minute program features insights, interviews, highlights and viewer questions. Check local listings for the times in your area.

RADIO COVERAGE



Matt Lepay



Mike Lucas

Radio Coverage

Exclusive radio coverage of Badger basketball is heard on the 43-station Wisconsin Radio Network. The University Athletic Department and Learfield Communications entered into an agreement for radio broadcast rights for UW football and basketball.

Learfield chose WIBA (1310 AM) and WOLX (94.9 FM) as its rights-holders in the Madison market and WTMJ (620 AM) in Milwaukee.

Calling all the action on the Wisconsin basketball network is Matt Lepay, who has been the voice of Badger basketball for the past seven seasons. A 1984 graduate of Ohio State, Lepay was the sports director at WTSO before joining WIBA. He previously served as sports director of WNCI in Columbus, Ohio, and prior to that worked at stations in Athens and Piqua, Ohio.

Lepay, who also handles play-by-play on Badger football broadcasts, serves as host of the Barry Alvarez and Dick Bennett call-in shows.

Joining Lepay on broadcasts this season is Mike Lucas, long-time sports columnist at *The Capital Times*. Lucas, who also adds color on UW football broadcasts, provides daily sports commentaries on WIBA.

Badgers on Radio

City	Station	Frequency
Amery	WXCE	1260 am
Antigo	WRLO	105.3 fm
Appleton	WHBY	1150 am
Ashland	WATW	1400 am
Beloit	WBEL	1380 am
Berlin	WISS	1090 am
Black River Falls	WWIS	1260 am
Dodgeville	WDMP	810 am
Duluth, MN	WDSM	710 am
Eau Claire	WBIZ	1400 am
Fond du Lac	KFIZ	1450 am
Green Bay	WNFL	1440 am
Hayward	WRLS	92.1 fm
Iron Mountain	WJNR	101.5 fm
Janesville	WCLO	1230 am
Kenosha	WLIP	1050 am
La Crosse	WKBH	1570 am
Lancaster	WGLR	1280 am
Madison	WIBA	1310 am
Madison	WOLX	94.9 fm
Manitowoc	WOMT	1240 am
Marshfield	WDLB	1450 am
Mauston	WRJC	1270 am
Medford	WIGM	1490 am
Milwaukee	WTMJ	620 am
Monroe	WEKZ	1260 am
Platteville	WTOQ	1590 am
Portage	WPDR	1350 am
Reedsburg	WRDB	1400 am
Rhinelander	WOBT	1240 am
Rice Lake	WJMC	1240 am
Richland Center	WRCO	1450 am
River Falls	WEVR	1550 am
Shawano	WTCH	960 am
Sheboygan	WHBL	1330 am
Sparta	WKLJ	1290 am
Stevens Point	WSPO	1010 am
Sturgeon Bay	WDOR	910 am
Viroqua	WVRQ	1360 am
Waupaca	WDUX	800 am
Wausau	WSAU	550 am
West Bend	WBKV	1470 am
Wisconsin Rapids	WFHR	1320 am

Due to programming commitments, affiliates may not carry all games.

SPORTS INFORMATION



Steve Malchow

Steve Malchow is in his sixth season as Director of Sports Information at the University of Wisconsin. He is in charge of publicity for all 11 Badger men's sports programs.

Malchow worked from 1979-89 at Iowa as a student, graduate and full-time assistant in the Sports Information Office before accepting his post at the UW-Madison.

He is a member of the College Sports Information Directors of America (CoSIDA), which has honored more than 30 of his press guides for excellence. His 1985 football and basketball books at Iowa were rated first and second in the nation, respectively.

The 1983 graduate of Iowa earned degrees in marketing, journalism and management sciences. He is a member of the College Football and Basketball Writer's Associations.

A native of Sioux City, Iowa, Steve is single and resides in Madison.



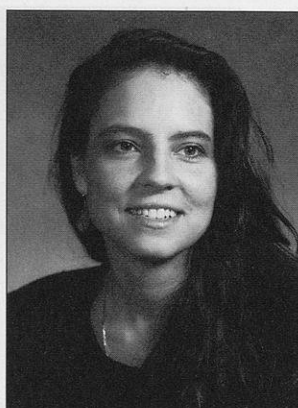
Justin Doherty

Justin Doherty is in his second season as Associate Sports Information Director at Wisconsin.

Doherty coordinates publicity efforts for men's basketball and assists with football. He serves as editor of the football and basketball game programs and oversees sports information tasks for golf, tennis and swimming.

Doherty was sports information director at North Dakota for two-and-a-half years prior to coming to Wisconsin. He was the assistant SID at Northern Michigan from 1990-92. A member of the College Sports Information Directors of America, he has earned five publications awards from that organization. He earned a B.A. in journalism from Michigan State in 1988 and spent five years as a student assistant in the Spartan SID office.

A native of Southfield, Mich., Doherty, his wife, Martha, and daughter, Erin, live in Madison.



Julie Kluge

Julie Kluge is in her sixth campaign as a full-time member of the UW Sports Information staff. She has worked for the University's Department of Athletics since 1984.

Kluge directs publicity for the Badgers' nationally recognized hockey, cross country and track teams. She also assists with UW football. The 1988 graduate of Wisconsin has B.S. degrees in zoology and secondary education.

Kluge is editor of both the Wisconsin hockey media guide and game program. Her cross country and hockey media guides have earned national distinction from the College Sports Information Directors of America (CoSIDA).

Julie was also an assistant director in the publicity office of the Western Collegiate Hockey Association (1989).

A native of Benton, Wis., she lives in Madison.

Directory

Sports Information
1440 Monroe Street
Madison, WI 53711
(608) 262-1811

Steve Malchow
Director

Justin Doherty
Associate Director

Julie Kluge
Assistant Director

Dan Meyer
Intern

Barb Wyatt
Secretary

Lisa Dinzeo
Britt Kinder
Steve Mann
Jeff Trexel
Student Assistants

SID Facsimile
(608) 262-8184

Athletic Department
(608) 262-1866

Basketball Office
(608) 262-4597

Ticket Office
(608) 262-1440 or
1-800-GO-BADGERS

BIG TEN COMPOSITE SCHEDULE

January

3	Illinois at Minnesota	7 CST
	Iowa at Purdue	7 CST
	Michigan at Wisconsin	7 CST
	Penn State at Ohio State	8 EST
4	Indiana at Michigan State	8 EST
6	Michigan State at Illinois	1:15 CST
	Ohio State at Indiana	4:30 EST
	Minnesota at Iowa	7 CST
	Northwestern at Michigan ...	Noon EST
7	Wisconsin at Penn State	2 EST
9	Illinois at Michigan St	7:30 EST
10	Wisconsin at Indiana	8 EST
	Ohio State at Iowa	7 CST
	Purdue at Northwestern	6:30 CST
11	Minnesota at Penn State	7:30 EST
13	Indiana at Illinois	7 CST
	Iowa at Wisconsin	3:30 CST
	Michigan at Michigan St	Noon EST
	Purdue at Minnesota	1:15 CST
	Penn State at Northwestern	3:15 CST
16	Indiana at Purdue	7:30 EST
17	Michigan State at Wisconsin	7 CST
	Northwestern at Ohio State	8 EST
18	Illinois at Iowa	6:30 CST
20	Illinois at Purdue	8 EST
	Iowa at Michigan State	Noon EST
	Minnesota at Ohio State	8 EST
	Wisconsin at Northwestern	1:15 CST
21	Penn State at Michigan	Noon EST
23	Michigan at Indiana	7:30 EST
24	Ohio State at Illinois	7 CST
	Northwestern at Michigan State ...	8 EST
	Minnesota at Wisconsin	7 CST
	Purdue at Penn State	8 EST
27	Illinois at Northwestern	1:15 CST
	Indiana at Penn State	Noon EST

	Michigan State at Minnesota ...	3:15 CST
	Ohio State at Purdue	8 EST
28	Michigan at Iowa	Noon CST
30	Iowa at Indiana	7:30 EST
31	Purdue at Michigan	7 CST
	Penn State at Michigan State	8 EST
	Northwestern at Minnesota	7 CST
	Wisconsin at Ohio State	7:30 EST

February

3	Wisconsin at Illinois	7 CST
	Penn State at Iowa	2 CST
	Michigan at Ohio State	8 EST
	Michigan State at Purdue	1 EST
4	Northwestern at Indiana	Noon EST
6	Indiana at Minnesota	6:30 CST
7	Iowa at Northwestern	7 CST
	Ohio State at Michigan State	8 EST
	Purdue at Wisconsin	7 CST
8	Illinois at Penn State	7:30 EST
10	Michigan at Purdue	Noon EST
	Michigan State at Penn State	8 EST
	Minnesota at Northwestern	7 CST
	Ohio State at Wisconsin	1:15 CST
11	Indiana at Iowa	Noon CST
13	Iowa at Michigan	7:30 EST
14	Northwestern at Illinois	7 CST
	Penn State at Indiana	8 EST
	Minnesota at Michigan State	8 EST
15	Purdue at Ohio State	7:30 EST
17	Illinois at Ohio State	Noon EST
	Michigan State at Northwestern ..	7 CST
	Wisconsin at Minnesota	1:15 CST
	Penn State at Purdue	8 EST
18	Indiana at Michigan	4 EST
20	Purdue at Illinois	6:30 CST

21	Northwestern at Wisconsin	6 CST
	Michigan State at Iowa	7 CST
	Ohio State at Minnesota	7 CST
22	Michigan at Penn State	8 EST
24	Iowa at Illinois	1:15 CST
	Minnesota at Michigan	8 EST
	Wisconsin at Michigan St	Noon EST
	Ohio State at Northwestern	8 EST
25	Purdue at Indiana	2 EST
27	Michigan State at Michigan	7:30 EST
28	Illinois at Indiana	8 EST
	Northwestern at Penn State	8 EST
	Wisconsin at Iowa	7 CST
29	Minnesota at Purdue	8 EST

March

2	Indiana at Wisconsin	4:30 CST
	Penn State at Minnesota	2:15 CST
	Northwestern at Purdue	8 EST
	*Michigan at Illinois	TBA
	*Iowa at Ohio State	TBA
6	Illinois at Michigan State	7:30 EST
	Indiana at Ohio State	8 EST
	Iowa at Minnesota	7 CST
	Michigan at Northwestern	7 CST
	Penn State at Wisconsin	7 CST
9	Minnesota at Illinois	1:15 CST
	Ohio State at Penn State	Noon EST
	Wisconsin at Michigan	4:30 EST
	**Michigan State at Indiana	TBA
	**Purdue at Iowa	TBA

* March 2 or 3
** March 9 or 10

1996 NCAA Tournament Sites and Dates

OPENING ROUNDS

East

Providence Civic Center, Providence, RI	March 14 & 16
Richmond Coliseum, Richmond, VA	March 15 & 17

Southeast

RCA Dome, Indianapolis, IN	March 14 & 16
Orlando Arena, Orlando, FL	March 15 & 17

Midwest

Reunion Arena, Dallas, TX	March 14 & 16
Bradley Center, Milwaukee, WI	March 15 & 17

West

University Arena, Albuquerque, NM	March 14 & 16
University Activity Center, Tempe, AZ	March 15 & 17

REGIONALS

East

Georgia Dome, Atlanta, GA	March 21 & 23
---------------------------------	---------------

Southeast

Rupp Arena, Lexington, KY	March 22 & 24
---------------------------------	---------------

Midwest

H.H.H. Metrodome, Minneapolis, MN	March 21 & 23
---	---------------

West

McNichols Arena, Denver, CO	March 22 & 24
-----------------------------------	---------------

FINAL FOUR

Meadowlands Arena, East Rutherford, NJ ...	Mar. 30 & Apr. 1
--	------------------

PRIMARY MEDIA OUTLETS

Print

Vic Feuerherd
Wisconsin State Journal
P.O. Box 8058
Madison, WI 53708
Phone: (608) 252-6165
Fax: (608) 252-6119

Dennis Chaptman
Milwaukee Journal Sentinel
202 State Street, Ste. 202
Madison, WI 53703
Phone: (608) 258-2271
Fax: (608) 258-2279

Rob Schultz (beat)
Mike Lucas (radio color)
Capital Times
P.O. Box 8060
Madison, WI 53708
Phone: (608) 252-6474
Fax: (608) 252-6445

Jeff Potrykus
Badger Plus
202 State Street, Ste. 202
Madison, WI 53703
Phone: (608) 258-2271
Fax: (608) 258-2279

Pat Stiegman
On Wisconsin
5702 Bellows Circle
Madison, WI 53716
Phone: (414) 225-5000
Fax: (414) 224-0291

Sports Editor
Badger Herald
550 State Street
Madison, WI 53703
Phone: (608) 257-4712, ext. 26
Fax: (608) 257-6899

Sports Editor
Daily Cardinal
Vilas Hall
Madison, WI 53706
Phone: (608) 262-5857

Chuck Carlson
Appleton Post-Crescent
306 W. Washington
Appleton, WI 54912
Phone: (414) 733-4411

Paul McKillip
Kenosha News
715 58th Street
Kenosha, WI 53141
Phone: (414) 657-1000

Kevin Isaacson
Green Bay Press-Gazette
435 E. Walnut Street
Green Bay, WI 54307
Phone: (414) 435-4411

Art Kabelowsky
La Crosse Tribune
401 N. Third Street
La Crosse, WI 54601
Phone: (608) 782-9710

Jim Swenson
Dubuque Telegraph-Herald
Eighth & Bluff Streets
Dubuque, IA 52001
Phone: (319) 588-5611

Dave Wedeward
Janesville Gazette
One S. Parker Drive
Janesville, WI 53547
Phone: (608) 754-3311

Steve Rupp
Wausau Daily Herald
P.O. Box 1286
Wausau, WI 54402
Phone: (715) 842-2101

Joe Dill
Oshkosh Northwestern
P.O. Box 2926
Oshkosh, WI 54903
Phone: (414) 426-6659

Ken Merrill
Racine Journal-Times
212 Fourth Street
Racine, WI 53403
Phone: (414) 634-3322

Tad Reeve
Eau Claire Leader-Telegram
701 S. Farewell Street
Eau Claire, WI 54702
Phone: (715) 833-9208

Television

Jeff Lenzen
WISC (Ch. 3)
7025 Raymond Road
Madison, WI 53719
Phone: (608) 276-7400
Fax: (608) 271-0800
COACHES' SHOW

Craig Coshun
WMTV (Ch. 15)
615 Forward Drive
Madison, WI 53711
Phone: (608) 274-7817
Fax: (608) 271-5194

Jay Wilson
WKOW (Ch. 27)
P.O. Box 100
Madison, WI 53701
Phone: (608) 274-6118
Fax: (608) 274-9569

Dennis Krause
WTMJ (Ch. 4)
720 E. Capitol Drive
Milwaukee, WI 53201
Phone: (414) 332-9611
Fax: (414) 223-5466

Tom Pipines
WITI (Ch. 6)
9001 N. Green Bay Road
Milwaukee, WI 53217
Phone: (414) 355-6215
Fax: (414) 362-2141

Tom Sutton
WISN (Ch. 12)
P.O. Box 402
Milwaukee, WI 53201
Phone: (414) 342-8812
Fax: (414) 342-7505

Jim Santulli
WHA (Ch. 21)
821 University Avenue
Madison, WI 53706
Phone: (608) 263-2121
Fax: (608) 263-9763
DELAY BROADCAST

Wire Services

Arnie Stapleton
Associated Press (Milw.)
918 N. Fourth Street
Milwaukee, WI 53203
Phone: (414) 271-0158
Fax: (414) 225-3599

Art Srb
Associated Press (Mad.)
1901 Fish Hatchery Road
Madison, WI 53713
Phone: (608) 258-9235


Radio

Matt Lepay (play-by-play)
Brian Posick
WIBA
P.O. Box 99
Madison, WI 53701
Phone: (608) 274-5450
Fax: (608) 274-5521
FLAGSHIP

Len Kasper
WTMJ
720 E. Capitol Drive
Milwaukee, WI 53201
Phone: (414) 332-9611
Fax: (414) 223-5255

Jack Swanson
Mike Moyer
Wisconsin Radio Network
121 E. Main Street #300
Madison, WI 53703
Phone: (608) 251-3900
Fax: (608) 251-7233

Dick Wheeler
Wheeler News Service
121 E. Main St.
Suite 300
Madison, WI 53703
Phone: (608) 257-2614



1995-96 Outlook

ROSTERS

Alphabetical

No.	Name	Pos.	Ht.	Wt.	Cl./El.	Hometown (High School/Last School)
5	Hennssy Auriantal	G	6-1	180	Fr./Fr.	Montreal, Quebec (Dawson College)
20	Shawn Carlin*	G	6-3	180	Sr./Jr.	Middleton, WI (HS/Winona State)
41	Booker Coleman*	F	6-9	225	So./So.	Erie, PA (Cathedral Prep)
52	Sean Daugherty*	F	6-10	230	So./So.	Vincennes, IN (Lincoln)
3	Duany Duany	G	6-4	170	Fr./Fr.	Bloomington, IN (North)
40	Paul Grant#	C	6-11	235	Sr./Sr.	West Bloomfield, MI (Birmingham Brother Rice)
14	Jeremy Hall	G	5-10	170	Fr./Fr.	Garrett, KY (Allen-Central)
10	Darnell Hoskins **	G	6-0	170	Jr./Jr.	Dayton, OH (Chaminade-Julienne)
23	Mike Kosolcharoen	G	6-1	200	Fr./Fr.	Adams, WI (Adams-Friendship)
22	Sean Mason*	G	6-2	175	So./So.	Olympia Fields, IL (Rich Central)
0	Osita Nwachukwu*	F	6-8	230	Sr./Sr.	Awo-Mbieri, Owerri, Imo-State, Nigeria (Holy Ghost/Kilgore, TX, JC)
4	Sam Okey	F	6-7	230	Fr./Fr.	Cassville, WI (HS)
13	Mosezell Peterson*	G	6-4	200	So./So.	Louisville, KY (Ballard)
33	Brian Vraney*	F	6-6	230	So./So.	Reedsville, WI (Valders)
32	D.J. Walker	G	6-3	185	Fr./Fr.	Milwaukee, WI (Marquette University High)

Numerical

No.	Name	Pos.	Ht.	Wt.	Cl./El.	Hometown (High School/Last School)
0	Osita Nwachukwu*	F	6-8	230	Sr./Sr.	Awo-Mbieri, Owerri, Imo-State, Nigeria (Holy Ghost/Kilgore, TX, JC)
3	Duany Duany	G	6-4	170	Fr./Fr.	Bloomington, IN (North)
4	Sam Okey	F	6-7	230	Fr./Fr.	Cassville, WI (HS)
5	Hennssy Auriantal	G	6-1	180	Fr./Fr.	Montreal, Quebec (Dawson College)
10	Darnell Hoskins **	G	6-0	170	Jr./Jr.	Dayton, OH (Chaminade-Julienne)
13	Mosezell Peterson*	G	6-4	200	So./So.	Louisville, KY (Ballard)
14	Jeremy Hall	G	5-10	170	Fr./Fr.	Garrett, KY (Allen-Central)
20	Shawn Carlin*	G	6-3	180	Sr./Jr.	Middleton, WI (HS/Winona State)
22	Sean Mason*	G	6-2	175	So./So.	Olympia Fields, IL (Rich Central)
23	Mike Kosolcharoen	G	6-1	200	Fr./Fr.	Adams, WI (Adams-Friendship)
32	D.J. Walker	G	6-3	185	Fr./Fr.	Milwaukee, WI (Marquette University High)
33	Brian Vraney*	F	6-6	230	So./So.	Reedsville, WI (Valders)
40	Paul Grant#	C	6-11	235	Sr./Sr.	West Bloomfield, MI (Birmingham Brother Rice)
41	Booker Coleman*	F	6-9	225	So./So.	Erie, PA (Cathedral Prep)
52	Sean Daugherty*	F	6-10	230	So./So.	Vincennes, IN (Lincoln)

* letters earned

ineligible for 1995-96 season

Pronunciation Guide

Hennssy Auriantal (HEN-see ori-EN-tal)

Sean Daugherty (DORR-uh-tee)

Duany Duany (DWAY-nee)

Mike Kosolcharoen (ko-sole-SHARE-on)

Osita Nwachukwu (o-SEET-a wa-SHUK-oo)

Mosezell Peterson (mo-ZELL)

Brian Vraney (VRAY-nee)

SEASON PREVIEW

Some call it rebuilding. Others say it is a period of adjustment. Still others call it starting over. All three phrases could, in fact, be used to describe the Wisconsin basketball program as it enters its 98th season of competition.

The 1995-96 Badgers have a new head coach, seven new faces on the roster and just one starter returning from last year's squad that registered a 13-14 overall record and a 7-11 mark in Big Ten play, good for ninth place.


First-year Badger coach Dick Bennett knows he will be starting over with what certainly will be among the nation's youngest teams. But Bennett's tendency to judge a team qualitatively will have him focusing on the UW's intangibles, at least early on.

"It's a start-over situation," Bennett says. "Not only does this team not have much experience, they do not have experience with me, nor I with them. We are really going to have to come together and find ways to avoid going back to the beginning. We don't want to start over after each game. I hope this will not be the same team in February that it was in November.


"The upside is that we *will* grow together. I would expect all years at this level to be difficult, but I would expect this year to be the most difficult. If we can see just a little bit of light at the end of the tunnel, that's encouraging. And I think that potential is there."

Bennett sees some of that potential in his youthful personnel.

"There will be a reasonable amount of quickness at the perimeter positions," says Bennett, who was hired last March as Wisconsin's 13th head coach after 10 successful years at UW-Green Bay. "I also think it will be possible for us to put a reasonably good shooting team on the floor. Maybe we can be a relatively complete team, not too one-dimensional.



Junior guard Darnell Hoskins (left) is Wisconsin's top returning scorer, while sophomore forward Sean Daugherty is the Badgers' leading returning rebounder.



"Much will depend on our ability to play big so we can hold our own on the glass and come together as a defensive unit. If we can do those two things, then I think we can become a complete team. And that will make us competitive."

Backcourt

The Badgers are deepest at the guard positions and likely will feature a three-man backcourt consisting of junior Darnell Hoskins and sophomores Sean Mason and Mosezell Peterson.

"My plan is pretty much the plan most coaches would use and that is that you look to your most experienced players first in the backcourt," Bennett says. "Essentially, then, we are talking about Hoskins, Peterson and Mason."

The 6-0 Hoskins, last season's starter at point guard, enters his third campaign as the only Badger with more than one year of Big Ten

experience. He started in all 27 games in 1994-95, was second on the team in minutes and averaged 6.8 points and 3.4 assists per game. He was the UW's leading free throw shooter (.775).

"I want Darnell to be sound and tough," Bennett says. "He will carry a burden because I will be hard on him. At the same time, I will be supportive because I know the difficult role he is going to have."

Peterson, at 6-4, voted by his teammates as the Badgers' Most Improved Player, saw action in 18 games and averaged 3.7 points per game. He connected on a season-high 16 points in the season finale at Michigan State.

"Mosezell is going to be one of those guys who is going to have to play big," Bennett says. "He will have to go to the glass with and without the ball. He will have to guard bigger. He will have to think of himself as a rebounder. I believe he has the ability to score, but he will

now have to become a tough, complete player, as well."

The 6-2 Mason played in all but two games and registered 5.0 points and 2.0 rebounds per contest. He is the Badgers' second-leading scorer among players returning in 1995-96.

"Sean Mason is very capable," says Bennett. "I think last year he had the opportunity to learn a great deal about himself and about competition at this level. If he is able to make use of that, and continue to mature, I think we can predict some genuine success for him because he does have the tools."

Junior Shawn Carlin, who made the team as a walk-on last season, is the only other returning guard. He saw 16 minutes of action in seven games a year ago.

New to the Wisconsin backcourt corps are five freshmen, including 6-1 Hennssy Auriantal of Montreal, Quebec; 6-4 Duany Duany of Bloomington, Ind.; 5-10 Jeremy Hall of Garrett, Ky.; 6-1 Mike Kosolcharoen of Adams, Wis.; and 6-4 D.J. Walker of Milwaukee, Wis.

"I would be comfortable if we could develop seven or eight players who we could count on and I think it is reasonable to think we can do that," Bennett says. "At what level, I can't say yet. But, clearly, those players who have been here for a year should lead the way."

Frontcourt

Wisconsin's numbers at the forward spots will be thin — returnees senior Osita Nwachukwu, and sophomores Sean Daugherty and Booker Coleman, along with newcomer Sam Okey — so, each player should figure into a significant role. Sophomore Brian Vraney, a walk-on from last season, also is in the mix.

"It is pretty open, but it is evident that we will need all of them," Bennett says of his forwards. "Which players end up in the starting roles is going to be a matter of offseason development and adjustment to the way we are going to do things."

The 6-10 Daugherty is the most experienced of the group, having played in 26 games last season, including five starts. He ranked third on the team in rebounds per game with 3.8 and averaged 4.6 points per outing.

"Sean brings quite a bit to the table in terms of completeness," says Bennett. "He is a cerebral player who can combine skill and size to really play a major role for us. The key to his effectiveness will be his aggressiveness and his continued strength development, which will enhance his quickness and explosiveness."

Nwachukwu, at 6-8, is the UW's only senior; however, he is in just his second (and final) season with the Badgers after transferring to Wisconsin via junior college. He played in all 27 games a year ago and averaged 2.6 points and 2.8 rebounds per game.

"Osita will have to give us the power and the banging and the intangible hustle factor every time he steps on the floor," Bennett says.


The 6-9 Coleman scored six points in a total of 10 games last season but will be looked to for increased production this year. He saw action on two foreign tours last summer.

"Booker needs to have an impact on this team from day one," Bennett says. "He is no longer the guy on the end of the bench. He needs to understand that and I know he wants a new role but he has to understand what it takes. All he

has to do is play to the best of his ability."

Okey, a 6-7 product of Cassville, Wis., enters the UW as one of the school's most highly touted players ever. He is the fourth-leading scorer in state high school history and was a starter in the 1995 McDonald's High School All-America game.

"Sam is ready to compete at this level as a freshman because physically he is very mature and he combines that with a good awareness of what needs to be done," Bennett says. "He will learn a great deal and he will have his ups and downs but, clearly, he is going to be a major player from early on in this program."





Senior Osita Nwachukwu

Schedule

Bennett's first Badger edition will find out quickly where its strengths and weaknesses are.

Wisconsin opens the season against Villanova in the Maui Invitational where defending NCAA champion UCLA, North Carolina, Michigan State, Vanderbilt, Santa Clara and host-Chaminade also will participate.

The Badgers will play an additional nine non-conference games before embarking upon the normally difficult Big Ten schedule. Wisconsin will not host Illinois and will not travel to Purdue this season.



Sophomore guards Mosezell Peterson (left) and Sean Mason

The '95-96 Badgers at a Glance

Letterwinners Lost (6)

Name	Pos.	Ht.	Wt.	FG%	FT%	PPG	RPG	APG
Chris Conger	G	6-3	185	.667	.500	0.7	0.1	0.1
Michael Finley#	F	6-7	215	.379	.773	20.5	5.2	4.0
Rashard Griffith#	C	6-11	270	.566	.579	17.2	10.8	0.8
Brian Kelley#	F	6-7	255	.448	.405	4.5	3.4	0.6
Andy Kilbride#	G	6-3	190	.375	.692	7.4	2.0	2.0
Howard Moore	F	6-6	205	.541	.600	2.2	2.0	0.5

Letterwinners Returning (8)


Name	Yr.	Pos.	Ht.	Wt.	FG%	FT%	PPG	RPG	APG
Shawn Carlin	Jr.	G	6-3	180	.000	.000	0.0	0.9	0.3
Booker Coleman	So.	F	6-9	225	.333	.333	0.6	0.8	0.0
Sean Daugherty	So.	F	6-10	230	.350	.588	4.6	3.8	0.5
Darnell Hoskins#	Jr.	G	6-0	170	.387	.775	6.8	3.1	3.4
Sean Mason	So.	G	6-2	175	.336	.590	5.0	2.0	0.8
Osita Nwachukwu	Sr.	F	6-8	230	.449	.473	2.6	2.8	0.0
Mosezell Peterson	So.	G	6-4	200	.368	.706	3.7	1.1	0.2
Brian Vraney	So.	F	6-6	230	.000	.000	0.0	0.0	0.0

— 1994-95 starter

Newcomers (7)


Name	Yr.	Pos.	Ht.	Wt.	Hometown (HS/Last School)
Hennssy Auriantal	Fr.	G	6-1	180	Montreal, Quebec (Dawson College)
Duany Duany	Fr.	G	6-4	170	Bloomington, IN (North)
Paul Grant%	Sr.	C	6-11	235	West Bloomfield, MI (Birmingham Brother Rice/Boston College)
Jeremy Hall	Fr.	G	5-10	170	Garrett, KY (Allen-Central)
Mike Kosolcharoen	Fr.	G	6-1	200	Adams, WI (Adams-Friendship)
Sam Okey	Fr.	F	6-7	230	Cassville, WI (Cassville)
D.J. Walker	Fr.	G	6-3	185	Milwaukee, WI (Marquette University High)

% — ineligible for 1995-96




0
**Osita
Nwachukwu**

Forward
6-8, 230, Senior
Owerri, Nigeria




3
**Duany
Duany**

Guard
6-4, 170, Freshman
Bloomington, IN




4
**Sam
Okey**

Forward
6-7, 230, Freshman
Cassville, WI




5
**Hennssy
Auriantal**

Guard
6-1, 180, Freshman
Montreal, Quebec




10
**Darnell
Hoskins**

Guard
6-0, 170, Junior
Dayton, OH




13
**Mosezell
Peterson**

Guard
6-4, 200, Sophomore
Louisville, KY




14
**Jeremy
Hall**

Guard
5-10, 170, Freshman
Garrett, KY



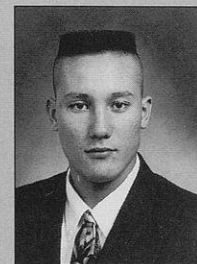
20
**Shawn
Carlin**

Guard
6-3, 180, Junior
Middleton, WI




22
**Sean
Mason**

Guard
6-2, 175, Sophomore
Olympia Fields, IL




23
**Mike
Kosolcharoen**

Guard
6-1, 200, Freshman
Adams, WI




32
**D.J.
Walker**

Guard
6-3, 185, Freshman
Milwaukee, WI




33
**Brian
Vraney**

Forward
6-6, 230, Sophomore
Reedsville, WI




40
**Paul
Grant**

Center
6-11, 235, Senior
West Bloomfield, MI




41
**Booker
Coleman**

Forward
6-9, 225, Sophomore
Erie, PA



52
**Sean
Daugherty**

Forward
6-10, 230, Sophomore
Vincennes, IN



The 1995-96 Badgers

41 ● BOOKER COLEMAN*

Sophomore ● F ● 6-9 ● 225
Erie, Pa. ● Cathedral Prep

Summer of 1995

Member of American team, coached by St. Bonaventure assistant coach Rob Lanier, which toured Germany in early June ... also played for Big Ten All-Star squad that compiled 7-0 record against Japanese college all-star teams and U.S. Military teams in Japan in June ... averaged 7.7 points and 6.4 rebounds per game ... had nine or more rebounds in four of the games, including 15-point, 11-rebound performance in first game.

1994-95 (Freshman)

Saw action in 10 games, accumulating 25 minutes of playing time ... most extensive playing time was six minutes at Eastern Michigan ... averaged 0.6 points and 0.8 rebounds per game ... scored two points vs. UW-Milwaukee and at Michigan State ... grabbed season-high four rebounds in season-opener vs. Wright State.



High School

First-team all-state as a senior ... averaged 17.3 points, 10.0 rebounds and 3.2 blocked shots in helping to lead Cathedral Prep to 24-7 record, the Erie Metro League championship and a second-place finish in Class 4A state tournament ... named to four all-tournament teams during the season, including two MVP honors ... averaged 10.2 points as a junior, when Ramblers posted 21-7 mark and won

state title ... first-team all-league as a junior ... averaged 10.6 points and 7.8 rebounds in his three years of varsity action.

Personal

First Badger from Pennsylvania since Drexel Hill native Dan Hastings (1978-81) ... born July 22, 1976, in Lexington, Ky. ... parents are Booker and Doris Coleman ... enrolled in College of Letters and Science.



Coleman's Career Statistics


Year	G-GS	MIN	FG	FGA	PCT	3P	3PA	PCT	FT	FTA	PCT	REB	AVG	PF-D	AT	TO	BK	ST	PTS	AVG
94-95	10-0	25-2.5	2	6	.333	0	0	.000	2	6	.333	8	0.8	7-0	0	4	1	0	6	0.6
Totals	10-0	25-2.5	2	6	.333	0	0	.000	2	6	.333	8	0.8	7-0	0	4	1	0	6	0.6

Coleman's Big Ten Statistics

Year	G-GS	MIN	FG	FGA	PCT	3P	3PA	PCT	FT	FTA	PCT	REB	AVG	PF-D	AT	TO	BK	ST	PTS	AVG
94-95	7-0	13-1.9	1	3	.333	0	0	.000	1	3	.333	3	0.4	2-0	0	0	1	0	3	0.4
Totals	7-0	13-1.9	1	3	.333	0	0	.000	1	3	.333	3	0.4	2-0	0	0	1	0	3	0.4

52 ● SEAN DAUGHERTY*

Sophomore ● F ● 6-10 ● 230
Vincennes, Ind. ● Lincoln



One of two Badgers with starting experience (Darnell Hoskins is the other) ... team's top returning rebounder.

1994-95 (Freshman)

Played in 26 of team's 27 games ... gained starting nod as replacement at center for injured Rashard Griffith at Eastern Michigan ... also started last four games of season at forward ... averaged 4.6 points and 3.8 rebounds per contest ... rebounding average ranked third on team behind Griffith and Michael Finley ... scored in double figures on four occasions, including season-high 14 points vs. UW-Milwaukee ... pulled down season-high seven boards vs. Panthers ... registered 13 points and six rebounds at Stanford and at home against Northwestern ... made 11 of 29 (.379) three-point attempts during non-conference portion of schedule ... third on team in blocked shots with eight.


High School

Averaged 19 points and 10 rebounds as a senior ... first-team all-state selection by *Bloomington Herald-Times* and Indiana Basketball Coaches Association ... *Evansville Courier* Player of the Year ... led Lincoln to 21-5 record, a conference title and a berth in the regional championship game as a senior ... team posted 56-16 record (.778) during his three-year varsity

career ... played in the Indiana-Kentucky all-star series, McDonald's Kentucky Derby Classic and Times-Illiana Roundball Classic following his senior season ... averaged 23.1 points and 10.8 rebounds as a junior, when Lincoln posted a 15-8 record ... first-team all-state selection of *Bloomington Herald-Times* and third-team all-state pick of Indiana Basketball Coaches Association ... averaged 19.0 points and 7.4 rebounds his sophomore season, when Lincoln posted 20-3 record and won conference and sectional titles ... all-conference selection all three years.

Personal

Born Nov. 20, 1975, in Hopkinsville, Ky. ... parents are Phillip and Laura Daugherty ... enrolled in College of Letters and Science.



Daugherty's Career Statistics

Year	G-GS	MIN	FG	FGA	PCT	3P	3PA	PCT	FT	FTA	PCT	REB	AVG	PF-D	AT	TO	BK	ST	PTS	AVG
94-95	26-5	398-15.3	43	123	.350	13	47	.277	20	34	.588	99	3.8	61-1	13	33	8	11	119	4.6
Totals	26-5	398-15.3	43	123	.350	13	47	.277	20	34	.588	99	3.8	61-1	13	33	8	11	119	4.6

Daugherty's Big Ten Statistics

Year	G-GS	MIN	FG	FGA	PCT	3P	3PA	PCT	FT	FTA	PCT	REB	AVG	PF-D	AT	TO	BK	ST	PTS	AVG
94-95	17-4	230-13.5	18	65	.277	2	18	.111	14	25	.560	58	3.4	39-1	8	18	4	5	52	3.1
Totals	17-4	230-13.5	18	65	.277	2	18	.111	14	25	.560	58	3.4	39-1	8	18	4	5	52	3.1

10 ● DARNELL HOSKINS**

Junior ● G ● 6-0 ● 170
Dayton, Ohio ● Chaminade-Julienne

Team's most experienced player ... only Badger with more than a year of Big Ten action under his belt ... team's top returning scorer and only returning starter.

1994-95 (Sophomore)

Started all 27 games at point guard ... fourth on team in scoring with 6.8 points per game ... averaged 3.1 rebounds ... second on team behind Michael Finley in minutes (29.6/game), assists (3.4) and steals (1.2) ... team's leading free throw shooter (.775) ... made 40 of last 48 (.833) free throw attempts ... team's third-leading scorer in Big Ten games (7.8/game) ... registered career-high 18 points vs. Minnesota ... had 13 points, five assists and four rebounds at Ohio State ... scored in double figures six times ... assist-to-turnover ratio was 64-40 in conference games ... averaged only 2.2 turnovers per game in Big Ten action.

1993-94 (Freshman)

Back-up point guard ... averaged 2.7 points per game ... missed first three games of the season due to a sprained ankle and first four Big Ten games due to mononucleosis ... season-high nine points vs. Grambling along with seven assists ... season-high eight assists vs. Mississippi Valley State ... two points, three rebounds and six assists in debut at Texas Tech ... eight points in regular-season finale at Indiana ... was 3 of 6 from the field and 2 of 4 from three-point range vs. Hoosiers.



High School

Honorable mention all-America by *USA Today* as a senior ... first-team all-state, Greater Catholic League Player of the Year and Southwest Ohio Player of the Year ...

captain and team MVP ... led team in scoring (21.2), three-point shooting (35-92, .380), free throw shooting (151-181, .834) and assists (4.9) ... led Greater Catholic League in scoring ... scored 40 points against Hamilton Badin the day after breaking a bone in his shooting hand ... made four consecutive three-pointers in 40 seconds to rally team from a 12-point deficit against Toledo St. John's ... Chaminade-Julienne posted 18-7 record, won second straight league championship and advanced to regional final ... participated in Coca-Cola all-star game at Bloomington, Ind., and was coached by actor Nick Nolte ... selected to 24-member Ohio North-South all-star game and 10-member Ohio all-star team that competed in Ohio-Michigan series ... ranked as one of the top 10 prep point guards in the nation by recruiting analyst Dave Kaplan ... averaged 20 points and 4.5 assists as a junior, when Eagles were 17-6 ... second-team all-state and first-team all-Southwest Ohio as a junior ... helped lead team to 22-5 mark and Division 2 title game as a sophomore.

Personal

First Wisconsin player from Ohio since Brecksville native Scott Roth (1982-85) ... born Oct. 7, 1974, in Dayton ... parents are Alfred and Carolyn Hoskins ... enrolled in College of Letters and Science.



Hoskins' Career Statistics


Year	G-GS	MIN	FG	FGA	PCT	3P	3PA	PCT	FT	FTA	PCT	REB	AVG	PF-D	AT	TO	BK	ST	PTS	AVG
93-94	22-0	245-11	18	51	.353	5	23	.217	19	26	.731	27	1.2	23-0	46	30	0	15	60	2.7
94-95	27-27	798-29.6	55	142	.387	18	49	.367	55	71	.775	85	3.1	77-4	92	80	2	32	183	6.8
Totals	49-27	1043-21.3	73	193	.378	23	72	.319	74	97	.763	112	2.3	100-4	138	110	2	47	243	5.0

Hoskins' Big Ten Statistics

Year	G-GS	MIN	FG	FGA	PCT	3P	3PA	PCT	FT	FTA	PCT	REB	AVG	PF-D	AT	TO	BK	ST	PTS	AVG
93-94	14-0	143-10	12	34	.353	5	17	.294	5	6	.833	13	0.9	12-0	19	14	0	8	34	2.4
94-95	18-18	530-29.4	42	95	.442	16	38	.421	41	50	.820	57	3.2	51-2	64	40	0	20	141	7.8
Totals	32-18	673-21.0	54	129	.419	21	55	.382	46	56	.821	70	2.2	63-2	83	54	0	28	175	5.5

22 ● SEAN MASON*

Sophomore ● G ● 6-2 ● 175
Olympia Fields, Ill. ● Rich Central



Team's second-leading returning scorer.

1994-95 (Freshman)

Saw action in 25 of team's 27 games ... averaged 5.0 points and 2.0 rebounds per game ... registered season-high 14 points vs. Loyola-Marymount ... only other double figure scoring performance was 13-point outing at Michigan ... made all six free throw attempts in home win over Wolverines ... grabbed season-high six rebounds at Northwestern ... connected on 21 three-point attempts, third-highest total on team.


High School

Named all-area by *Chicago Tribune* and *Chicago Sun-Times* ... all-SICA South selection ... averaged 21.8 points, five rebounds, three assists and three steals as a senior ... shot 49 percent from the field and 38 percent from three-point range ... helped Rich Central to 23-6 record and conference and regional championships ... graduated as Olympians' career scoring leader with 1,254 points, passing Kendall Gill as the all-time leader ... averaged 24.4 points as a junior, when team posted 21-7 record and advanced to regional final ... *Chicago Heights Star* Player of the Year ... first-team all-state by *Champaign News-Gazette* ... all-area pick of *Chicago Tribune*, *Chicago Sun-Times* and *Daily Southtown* ... co-MVP and

all-SICA South selection ... teammates included Quinton James (Texas A&M) and Jermond Remmer (Creighton) ... other Rich Central alumni include former Badger Kass Weaver.

Personal

Born Dec. 31, 1975, in Chicago ... parents are Ira and Pat Mason ... enrolled in College of Letters and Science.



Mason's Career Statistics


Year	G-GS	MIN	FG	FGA	PCT	3P	3PA	PCT	FT	FTA	PCT	REB	AVG	PF-D	AT	TO	BK	ST	PTS	AVG
94-95	25-0	382-15.3	41	122	.336	21	62	.339	23	39	.590	49	2.0	53-2	20	51	6	10	126	5.0
Totals	25-0	382-15.3	41	122	.336	21	62	.339	23	39	.590	49	2.0	53-2	20	51	6	10	126	5.0

Mason's Big Ten Statistics

Year	G-GS	MIN	FG	FGA	PCT	3P	3PA	PCT	FT	FTA	PCT	REB	AVG	PF-D	AT	TO	BK	ST	PTS	AVG
94-95	17-0	277-16.3	27	85	.318	12	40	.300	15	25	.600	36	2.1	34-0	17	35	3	8	81	4.8
Totals	17-0	277-16.3	27	85	.318	12	40	.300	15	25	.600	36	2.1	34-0	17	35	3	8	81	4.8

0 ● OSITA NWACHUKWU*

Senior ● F ● 6-8 ● 230
Awo-Mbieri, Owerri, Imo-State, Nigeria ● Holy Ghost



Summer of 1995

Played for Nigerian National Team in All-Africa Games in Harare, Zimbabwe from Sept. 12-23.

1994-95 (Junior)

Played in all 27 games ... averaged 2.6 points and 2.8 rebounds per game ... tallied season-high 11 points in opener vs. Wright State ... field goal percentage of .449 was second-best on team behind Rashard Griffith among players who averaged at least 10 minutes ... grabbed season-high nine rebounds vs. Loyola-Marymount ... had six boards in three other games.

Junior College


Honorable mention all-Texas Eastern Athletic Conference selection ... team co-captain ... averaged 8.3 points and 5.9 rebounds per game as a sophomore ... shot 56 percent from the field ... helped Kilgore to 22-12 record and berth in 16-team NJCAA Tournament ... averaged 12.5 points and 8.0 rebounds in three NJCAA games ... Rangers won state and regional championships en route to national tourney ... saw limited action as a freshman ... teammate of Marlow White, who played at New Mexico and was first-team all-WAC and league Newcomer of the Year.

High School

Played basketball for two years at St. Peter Clever Seminary and two years at Holy Ghost High School in Nigeria ... coached by Pius Oguike ... played on Nigerian National Team following his senior season ... also played soccer and volleyball in high school.

Personal

Name is pronounced o-SEET-a wa-SHUKU-oo ... first-ever foreign player on Badger squad ... first junior college transfer since James Gillespie (Highland Park, Mich., CC) in 1988-89 and just fifth JC player in school history ... born Jan. 27, 1974 ... parents are Alphunsus and Celine Nwachukwu ... an agricultural economics major.



Nwachukwu's Career Statistics

Year	G-GS	MIN	FG	FGA	PCT	3P	3PA	PCT	FT	FTA	PCT	REB	AVG	PF-D	AT	TO	BK	ST	PTS	AVG
94-95	27-0	291-10.8	22	49	.449	0	0	.000	26	55	.473	76	2.8	41-0	0	13	4	5	70	2.6
Totals	27-0	291-10.8	22	49	.449	0	0	.000	26	55	.473	76	2.8	41-0	0	13	4	5	70	2.6

Nwachukwu's Big Ten Statistics

Year	G-GS	MIN	FG	FGA	PCT	3P	3PA	PCT	FT	FTA	PCT	REB	AVG	PF-D	AT	TO	BK	ST	PTS	AVG
94-95	18-0	155-18.6	10	25	.400	0	0	.000	10	24	.417	37	2.1	30-0	0	8	2	2	30	1.7
Totals	18-0	155-18.6	10	25	.400	0	0	.000	10	24	.417	37	2.1	30-0	0	8	2	2	30	1.7

13 ● MOSEZELL PETERSON*

Sophomore ● G ● 6-4 ● 200
Louisville, Ky. ● Ballard

1994-95 (Freshman)

Saw action in 18 games ... selected by teammates as Badgers' Most Improved Player ... averaged 3.7 points and 1.1 rebounds per game ... shot .361 from three-point range and .706 from free throw line ... connected on 77 percent of free throw attempts in conference play ... scored in double figures on four occasions, including season-high 16 points in final game at Michigan State ... made 4 of 8 three-point attempts vs. Spartans ... registered season-high four rebounds in both games against Northwestern.



High School

Ranked among the nation's top 100 recruits by recruiting analyst Bob Gibbons ... first-team all-state by *Lexington Herald-Leader* and *Louisville Courier-Journal* ... all-district and all-region selection ... team MVP ... participated in Kentucky-Indiana All-Star Game and Asics Roundball Classic in Pittsburgh ... finished second in the three-point contest at the Roundball Classic ... averaged 19.9 points, 8.0 rebounds and 4.0 assists as a senior ... led team in charges drawn ... Bruins posted 25-5 record and advanced to regional final ... finished his career with 1,226 points ... averaged 15.8 points and 6.8 rebounds as a junior, when Ballard went 27-7 and advanced to regional final ... averaged nine points as a sophomore, when

Bruins were 27-6 and advanced to final 16 of state tournament ... enjoyed a 79-18 record (.814) during his three seasons on varsity ... teammates included Kenneth Lee (Northwestern) and DeJuan Wheat (Louisville) ... other Ballard alumni include former Los Angeles Laker Jeff Lamp and current Detroit Piston Allan Houston.

Personal

First-ever Badger from Kentucky ... born July 7, 1975, in Louisville ... parents are Mosezell and Lillian Peterson ... first name is pronounced mo-ZELL ... enrolled in School of Education.




Peterson's Career Statistics

Year	G-GS	MIN	FG	FGA	PCT	3P	3PA	PCT	FT	FTA	PCT	REB	AVG	PF-D	AT	TO	BK	ST	PTS	AVG
94-95	18-0	129-7.2	21	57	.368	13	36	.361	12	17	.706	20	1.1	18-1	4	2	1	2	67	3.7
Totals	18-0	129-7.2	21	57	.368	13	36	.361	12	17	.706	20	1.1	18-1	4	2	1	2	67	3.7

Peterson's Big Ten Statistics

Year	G-GS	MIN	FG	FGA	PCT	3P	3PA	PCT	FT	FTA	PCT	REB	AVG	PF-D	AT	TO	BK	ST	PTS	AVG
94-95	15-0	122-8.1	20	53	.377	12	34	.353	10	13	.769	20	1.3	16-1	4	2	1	2	62	4.1
Totals	15-0	122-8.1	20	53	.377	12	34	.353	10	13	.769	20	1.3	16-1	4	2	1	2	62	4.1

RETURNEES/NEWCOMERS



Shawn Carlin

Junior
Guard, 6-3, 180
Middleton, Wis.
(HS)

1994-95 (Sophomore)

Saw action in seven games after making team as a walk-on.

Before Wisconsin


Transferred to Wisconsin from Winona (Minn.) State where he played as a freshman in 1992-93 ... played in 21 games, including four starts, and averaged 3.9 points, 1.2 rebounds and nearly one assist per game ... sat out '93-94 campaign.

High School

All-conference and all-area basketball player as a junior and senior ... captain and team MVP as a senior, while averaging 22 points per game behind 42 percent three-point shooting and 52 percent shooting overall from the field ... first-team all-state and all-conference volleyball player ... member of National Honor Society.

Personal

Born Nov. 11, 1973, in Fond du Lac, Wis. ... parents are Vicki and Mike Carlin ... father, Mike, was a starting guard for the Badger basketball team in each of his three seasons (1965-68) ... public relations major.



Paul Grant

Senior
Center, 6-11, 235
West Bloomfield, Mich.
(Birmingham Brother Rice)

Transferred to Wisconsin from Boston College and will sit out 1995-96 season.

Before Wisconsin


Played first three collegiate seasons (1993-95) at Boston College ... saw action in 88 games, including 34 starts, and averaged 4.3 points, 2.8 rebounds and 0.6 blocks per game ... shot .502 from the floor ... registered 19 points and eight rebounds vs. St. John's and career-high 20 points and eight boards against Connecticut in back-to-back games as a junior.

High School

All-state choice at Birmingham (Mich.) Brother Rice where he averaged 23 points, nine rebounds and 4.5 blocked shots as a senior ... earned Nike all-America honors ... two-time all-Catholic League first-team choice ... team MVP in each of his last two seasons.

Personal

Born Jan. 6, 1974, in Pittsburgh, Pa. ... parents are Marlana and Jim Grant ... English major.



Brian Vraney

Sophomore
Forward, 6-6, 230
Reedsville, Wis.
(Valders)

1994-95 (Freshman)

Saw action in one game after making team as a walk-on.


High School

First-team all-Olympian Conference and first-team all-area as a junior and senior ... conference and area player of the year as a senior ... team captain in final year ... averaged 21 points, 10 rebounds and two blocked shots and shot 65 percent from the field as a senior ... team won conference titles in his junior and senior seasons with 20-4 and 18-3 records, respectively ... a three-time varsity letterwinner in basketball, football and track ... all-conference and all-area defensive end and receiver ... was conference discus champion ... a National Honor Society vice-president and honor roll student with 3.89 GPA.

Personal

Born Feb. 13, 1976, in Manitowoc, Wis. ... parents are Virginia and Richard Vraney ... physical therapy major.

NEWCOMERS



Hennssy Auriantal


Freshman
Guard, 6-1, 180
Montreal, Que.
(Dawson College)

High School

Played at Dawson College, a Canadian prep school ... first-team all-Canada choice (includes players up to age 24) and first-team all-league selection as a senior ... first-team all-star in five tournaments in which he participated ... league's leading scorer with 26.7 points per game ... paced loop in assists with 6.0 per outing ... averaged five steals and three rebounds ... two-time team MVP at Dawson ... named Canadian Collegiate Athletic Association Student-Athlete of the Month for February of 1995, an honor that encompassed all high school and college players in Canada ... also played baseball.

Personal

Born July 6, 1975, in Montreal, Que. ... parents are Emilie Louissaint and Rodolphe Auriantal ... physical education major.



Duany Duany


Freshman
Guard, 6-4, 170
Bloomington, Ind.
(North)

High School

First-team all-state and a member of the Indiana all-star team as a senior ... named team MVP as junior and senior ... school's all-time leading scorer and rebounder ... averaged 20.4 points, 10 rebounds, 3.0 assists and 2.0 blocks as a senior ... team was 17-5 in his last season ... averaged 24.3 points and eight rebounds as a junior when team was 12-8 ... tabbed Best Offensive Player at Las Vegas Invitational and MVP of Windy City Classic as a junior ... garnered all-state honors as a junior ... four-year starter ... member of National Honor Society.

Personal

Born Nov. 2, 1976, in Juba, Sudan ... nickname is "Doc" ... parents are Wal and Julia Duany ... pre-medicine major.



Jeremy Hall

Freshman
Guard, 5-10, 170
Garrett, Ky.
(Allen-Central)


High School

Second-team all-state choice, as well as region and district player of year as a senior after averaging 24.6 points, 10.4 assists and 4.2 rebounds per game ... scored career-high 47 points in regional final playoff game as a senior ... school's career leader in points (2,110) and assists ... team was 26-5 in 1994-95 and 26-6 in '93-94 ... four-year starter, four-time all-district selection and three-time all-region choice ... tabbed scholar-athlete of the year and was an honor student ... all-district and all-region baseball player.

Personal

Born Dec. 16, 1976, in Pikeville, Ky. ... parents are Brenda and Paul Francis ... undecided on major.

NEWCOMERS



Mike Kosolcharoen


Freshman
Guard, 6-1, 200
Adams, Wis.
(Adams-Friendship)

High School

First-team all-state by the *Milwaukee Journal Sentinel* ... two-time all-conference selection and two-time team MVP ... averaged 22.3 points, 6.7 rebounds, 3.0 assists and 2.3 steals as a senior ... shot 51 percent from the field and 89 percent from free throw line ... team was 22-1 in 1994-95 en route to regional title ... three-time all-conference choice and two-time team MVP as a football quarterback, defensive back, receiver and return specialist ... three-year member of student council, as well as three-year National Honor Society member.

Personal

Born June 18, 1977, in Marshfield, Wis. ... parents are Lois and Bruce Kosolcharoen ... pre-business major.



Sam Okey


Freshman
Forward, 6-7, 230
Cassville, Wis.
(HS)

High School

Appeared among top 25 players nationally in most rankings of incoming freshmen ... state player of the year by *Associated Press* and *Milwaukee Journal Sentinel* as a junior and senior ... state's Mr. Basketball for 1995 ... started for East squad in '95 McDonald's High School All-America game ... *Parade* magazine third-team all-America choice as a senior ... participated in U.S. Junior World Championship team trials in June of 1995 ... fourth-leading scorer in state high school history with 2,539 points ... averaged 31.3 points, 14.2 rebounds, 5.3 assists, 6.0 blocks and 4.0 steals per game as a senior ... shot .724 from the field as senior ... team won WIAA Division 4 state titles in 1994 and 1995, compiling 27-0 record each season ... team was 98-9 during his career and 79-2 over last three years ... honor roll student.

Personal

Born Nov. 4, 1976, in West Allis, Wis. ... parents are Amy and Louie Okey ... undecided on major.



D.J. Walker

Freshman
Guard, 6-3, 185
Milwaukee, Wis.
(Marquette University High)

High School

Averaged 14.7 points, 5.8 rebounds, 5.0 assists and 4.5 steals in 12 games as a senior ... connected on 56 percent of his two-point field goal attempts and made 73 percent of free throw tries ... did not play as a junior ... teammate of fellow Badger Sam Okey on AAU team (Mission of Christ Warriors) that took first place in Wisconsin state competition (19 and under division) in '95 ... starting guard for AAU squad.

Personal

Born Jan. 11, 1977, in Milwaukee, Wis. ... parents are Clara Barnes and David Walker ... undecided on major.

BADGERS VS. BIG TEN

Shawn Carlin

Opponent	G-GS	MIN	FG-A	PCT	3P-A	PCT	FT-A	PCT	REB	AVG	PF-D	AT	TO	BK	ST	PTS	AVG
Illinois	1-0	1	0-0	.000	0-0	.000	0-0	.000	0	0.0	0-0	0	0	0	0	0	0.0
Indiana	—	—	—	—	—	—	—	—	—	—	—	—	—	—	—	—	—
Iowa	—	—	—	—	—	—	—	—	—	—	—	—	—	—	—	—	—
Michigan	—	—	—	—	—	—	—	—	—	—	—	—	—	—	—	—	—
Michigan State	—	—	—	—	—	—	—	—	—	—	—	—	—	—	—	—	—
Minnesota	—	—	—	—	—	—	—	—	—	—	—	—	—	—	—	—	—
Northwestern	2-0	3	0-2	.000	0-1	.000	0-2	.000	1	0.5	1-0	0	1	0	0	0	0.0
Ohio State	2-0	2	0-1	.000	0-1	.000	0-0	.000	1	0.5	0-0	0	0	0	0	0	0.0
Penn State	—	—	—	—	—	—	—	—	—	—	—	—	—	—	—	—	—
Purdue	—	—	—	—	—	—	—	—	—	—	—	—	—	—	—	—	—

Booker Coleman

Opponent	G-GS	MIN	FG-A	PCT	3P-A	PCT	FT-A	PCT	REB	AVG	PF-D	AT	TO	BK	ST	PTS	AVG
Illinois	1-0	1	0-0	.000	0-0	.000	0-0	.000	0	0.0	0-0	0	0	0	0	0	0.0
Indiana	—	—	—	—	—	—	—	—	—	—	—	—	—	—	—	—	—
Iowa	—	—	—	—	—	—	—	—	—	—	—	—	—	—	—	—	—
Michigan	—	—	—	—	—	—	—	—	—	—	—	—	—	—	—	—	—
Michigan State	1-0	1	1-1	1.000	0-0	.000	0-1	.000	0	0.0	0-0	0	0	0	0	2	2.0
Minnesota	—	—	—	—	—	—	—	—	—	—	—	—	—	—	—	—	—
Northwestern	2-0	4	0-1	.000	0-0	.000	1-2	.500	1	0.5	0-0	0	0	0	0	1	0.5
Ohio State	2-0	5	0-1	.000	0-0	.000	0-0	.000	1	0.5	1-0	0	0	1	0	0	0.0
Penn State	1-0	2	0-0	.000	0-0	.000	0-0	.000	1	1.0	1-0	0	0	0	0	0	0.0
Purdue	—	—	—	—	—	—	—	—	—	—	—	—	—	—	—	—	—

Sean Daugherty

Opponent	G-GS	MIN	FG-A	PCT	3P-A	PCT	FT-A	PCT	REB	AVG	PF-D	AT	TO	BK	ST	PTS	AVG
Illinois	1-0	16	1-2	.500	0-1	.000	0-0	.000	3	3.0	3-0	0	1	1	2	2	2.0
Indiana	2-1	35	1-10	.100	0-2	.000	3-4	.750	11	5.5	5-0	1	2	0	1	5	2.5
Iowa	1-0	7	0-1	.000	0-0	.000	0-0	.000	0	0.0	2-0	0	1	0	0	0	0.0
Michigan	2-0	38	2-7	.286	2-3	.667	1-2	.500	6	3.0	6-0	2	3	0	1	7	3.5
Michigan State	2-1	23	1-5	.200	0-3	.000	2-6	.333	4	2.0	4-0	1	2	0	0	4	2.0
Minnesota	2-1	30	4-8	.500	0-3	.000	0-0	.000	9	4.5	5-0	1	4	0	0	8	4.0
Northwestern	2-0	17	4-12	.333	0-2	.000	5-8	.625	10	5.0	2-0	0	0	2	0	13	6.5
Ohio State	2-1	27	4-11	.364	0-2	.000	1-2	.500	7	3.5	5-0	3	2	1	1	9	4.5
Penn State	2-0	19	0-4	.000	0-1	.000	0-0	.000	4	2.0	2-0	0	2	0	0	0	0.0
Purdue	1-0	18	1-5	.200	0-1	.000	2-3	.667	4	4.0	5-1	0	1	0	0	4	4.0

Darnell Hoskins

Opponent	G-GS	MIN	FG-A	PCT	3P-A	PCT	FT-A	PCT	REB	AVG	PF-D	AT	TO	BK	ST	PTS	AVG
Illinois	3-1	53	2-10	.200	2-7	.286	8-8	1.000	5	1.7	6-0	7	7	0	2	14	4.7
Indiana	3-2	61	7-16	.438	2-7	.286	5-6	.833	9	3.0	2-0	6	2	0	4	21	7.0
Iowa	3-2	84	9-16	.563	3-4	.750	4-4	1.000	5	1.7	8-0	10	11	0	5	25	8.3
Michigan	4-2	67	2-9	.222	0-2	.000	3-4	.750	4	1.0	11-1	7	6	0	2	7	1.8
Michigan State	4-2	81	6-17	.353	3-7	.429	3-4	.750	8	2.0	9-0	10	3	0	1	18	4.5
Minnesota	3-2	82	6-11	.545	4-7	.571	10-12	.833	14	4.7	4-0	12	5	0	2	26	8.7
Northwestern	4-2	81	7-15	.467	2-5	.400	2-2	1.000	12	3.0	6-0	8	3	0	5	18	4.5
Ohio State	3-2	69	8-15	.533	3-7	.429	9-12	.750	5	1.7	7-1	9	6	0	3	28	9.3
Penn State	3-2	63	6-16	.375	2-7	.286	2-4	.500	5	1.7	6-0	10	4	0	4	16	5.3
Purdue	2-1	32	1-4	.250	0-2	.000	0-0	.000	3	1.5	4-0	4	7	0	0	2	1.0

BADGERS VS. BIG TEN

Sean Mason

Opponent	G-GS	MIN	FG-A	PCT	3P-A	PCT	FT-A	PCT	REB	AVG	PF-D	AT	TO	BK	ST	PTS	AVG
Illinois	1-0	22	2-4	.500	1-3	.333	0-0	.000	1	1.0	3-0	2	2	0	0	5	5.0
Indiana	2-0	27	3-10	.300	1-5	.200	0-2	.000	3	1.5	1-0	1	2	0	3	7	3.5
Iowa	2-0	24	1-3	.333	0-2	.000	2-3	.667	5	2.5	6-0	4	7	1	2	4	2.0
Michigan	2-0	40	5-12	.417	4-6	.667	8-11	.727	8	4.0	1-0	0	5	1	0	22	11.0
Michigan State	2-0	28	4-13	.308	2-7	.286	1-2	.500	3	1.5	3-0	3	2	0	0	11	5.5
Minnesota	1-0	11	0-3	.000	0-2	.000	0-0	.000	3	3.0	1-0	0	6	0	0	0	0.0
Northwestern	2-0	39	4-15	.267	1-4	.250	1-2	.500	7	3.5	5-0	1	3	1	1	10	5.0
Ohio State	2-0	30	3-7	.429	0-3	.000	2-3	.667	3	1.5	7-0	1	4	0	0	8	4.0
Penn State	2-0	36	3-12	.250	2-6	.333	0-0	.000	3	1.5	5-0	3	2	0	2	8	4.0
Purdue	1-0	20	2-6	.333	1-2	.500	1-2	.500	0	0.0	2-0	2	2	0	0	6	6.0

Osita Nwachukwu

Opponent	G-GS	MIN	FG-A	PCT	3P-A	PCT	FT-A	PCT	REB	AVG	PF-D	AT	TO	BK	ST	PTS	AVG
Illinois	1-0	5	1-2	.500	0-0	.000	0-2	.000	1	1.0	1-0	0	0	0	0	2	2.0
Indiana	2-0	15	0-1	.000	0-0	.000	0-2	.000	2	1.0	3-0	0	0	0	0	0	0.0
Iowa	2-0	17	2-4	.500	0-0	.000	3-5	.600	3	1.5	6-0	0	1	0	0	7	3.5
Michigan	2-0	12	1-2	.500	0-0	.000	0-0	.000	3	1.5	1-0	0	0	0	1	2	1.0
Michigan State	2-0	22	3-5	.600	0-0	.000	2-4	.500	6	3.0	4-0	0	2	1	1	8	4.0
Minnesota	2-0	11	0-1	.000	0-0	.000	0-2	.000	2	1.0	1-0	0	0	0	0	0	0.0
Northwestern	2-0	17	0-3	.000	0-0	.000	3-6	.500	7	3.5	1-0	0	2	1	0	3	1.5
Ohio State	2-0	17	2-3	.667	0-0	.000	2-3	.667	4	2.0	7-0	0	3	0	0	6	3.0
Penn State	2-0	28	1-3	.333	0-0	.000	0-0	.000	7	3.5	5-0	0	0	0	0	2	1.0
Purdue	1-0	11	0-1	.000	0-0	.000	0-0	.000	2	1.0	1-0	0	0	0	0	0	0.0

Mosezell Peterson

Opponent	G-GS	MIN	FG-A	PCT	3P-A	PCT	FT-A	PCT	REB	AVG	PF-D	AT	TO	BK	ST	PTS	AVG
Illinois	1-0	2	0-0	.000	0-0	.000	0-0	.000	2	2.0	0-0	1	0	0	0	0	0.0
Indiana	1-0	7	0-1	.000	0-1	.000	0-0	.000	1	1.0	2-0	0	0	0	1	0	0.0
Iowa	2-0	18	4-7	.571	3-4	.750	2-2	1.000	3	1.5	5-1	0	0	0	0	13	6.5
Michigan	2-0	14	0-1	.000	0-0	.000	0-0	.000	0	0.0	0-0	0	0	0	0	0	0.0
Michigan State	1-0	21	5-9	.556	4-8	.500	2-3	.667	1	1.0	1-0	1	0	0	1	16	16.0
Minnesota	1-0	11	0-3	.000	0-3	.000	0-0	.000	1	1.0	2-0	0	2	0	0	0	0.0
Northwestern	2-0	24	6-17	.353	1-6	.167	4-6	.667	8	4.0	5-0	1	0	0	0	17	8.5
Ohio State	2-0	12	3-9	.333	2-7	.286	2-2	1.000	3	1.5	1-0	1	0	0	0	10	5.0
Penn State	2-0	12	2-5	.400	2-4	.500	0-0	.000	1	0.5	0-0	0	0	1	0	6	3.0
Purdue	1-0	1	0-1	.000	0-1	.000	0-0	.000	0	0.0	0-0	0	0	0	0	0	0.0



Coaches and Staff

HEAD COACH DICK BENNETT



As sports writers, former players, administrators, fellow coaches and family members described Dick Bennett and his coaching style in the days following his hiring as Wisconsin's 13th head basketball coach last spring, the same words and phrases were repeated over and over again.

Toughness. Integrity. Overachievement.

Fundamentally sound. Excellent defense. Competitive. Intense. Teaching ability. And winning.

Whether used individually or collectively, those descriptions represent an accurate portrayal of a man who for the past 30 years has built winning basketball teams — be they at the high school, NAIA or NCAA Division I level — based on hard work, precise execution and a philosophy that the whole of a team is greater than the sum of its parts.

Now Bennett faces what he has called "the challenge of a lifetime:" to build the Badger basketball program into a challenger in the toughest conference in the country.

But Bennett's ability to reverse the fortunes of a program is proven. His first Wisconsin-Stevens Point team compiled a 9-17 record in 1976-77. His last four squads at Stevens Point were a combined 101-19. In Bennett's initial campaign at Wisconsin-Green Bay in 1985-86, the Phoenix were 5-23. His last six UWGB clubs, however, combined to roll up a 135-49 mark, including three NCAA tournament appearances and a pair of NIT showings.

Bennett enters the 1995-96 campaign — his 20th as a collegiate coach — with a 361-188 (.658) career record and a reputation as one of the nation's top coaches. The *Seattle Post-Intelligencer* conducted a survey of 113 college basketball coaches at the 1995 Final Four and found that Bennett ranked No. 2 nationally when coaches were asked to "name the head coach who regularly does the best job under the most difficult circumstances." The survey also showed that Bennett's peers felt that only Indiana's Bob Knight, North Carolina's Dean Smith and Duke's

Mike Krzyzewski rank ahead of him on the national scene when it comes to "strategizing the game." Bennett received votes when coaches were asked "whom would you like to see as coach of the 1996 U.S. Olympic men's basketball team."

Bennett comes to Wisconsin from UW-Green Bay, where he spent 10 seasons guiding the Phoenix into the national spotlight and solidifying his reputation for coaching overachievers.

He inherited a UWGB team that was 4-24 the year before he arrived and, after his first squad went 5-23, guided the Phoenix to a 15-14 mark in 1986-87. It was

Bennett at a Glance

PERSONAL

Born April 20, 1943, in Pittsburgh, Pa.

FAMILY

Wife: Anne

Children: Kathi, Amy and Tony

EDUCATION

Bachelor's degree in physical education from Ripon College, 1965; master's degree in education, UW-Stevens Point

COLLEGIATE COACHING EXPERIENCE

Head coach, Wisconsin-Stevens Point, 1976-85

Head coach, Wisconsin-Green Bay, 1985-95

COLLEGIATE COACHING RECORD

Wisconsin-Stevens Point: 174-79 (.688)

Wisconsin-Green Bay: 187-109 (.632)

19-year career: 361-188 (.658)

HONORS AND ACHIEVEMENTS

1982 WSUC Coach of the Year

1984 NAIA Coach of the Year

1985 WSUC Coach of the Year

1985 NAIA Area IV Coach of the Year

1990 Mid-Continent Coach of the Year

1992 Mid-Continent Coach of the Year

1992 NABC District 11 Coach of the Year

1994 NABC District 11 Coach of the Year

1994 *Basketball Times* Midwest Coach of the Year

The Bennett Record

YEAR	SCHOOL	W	L	PCT.	
1976-77	Wisconsin-Stevens Point	9	17	.346	
1977-78	Wisconsin-Stevens Point	13	14	.481	
1978-79	Wisconsin-Stevens Point	14	12	.538	
1979-80	Wisconsin-Stevens Point	18	10	.643	
1980-81	Wisconsin-Stevens Point	19	7	.731	
1981-82	Wisconsin-Stevens Point	22	6	.786	
1982-83	Wisconsin-Stevens Point	26	4	.867	NAIA Tournament Participant
1983-84	Wisconsin-Stevens Point	28	4	.875	NAIA Tournament Runner-up
1984-85	Wisconsin-Stevens Point	25	5	.833	NAIA Tournament Participant
9-year UW-Stevens Point Record		174	79	.688	
1985-86	Wisconsin-Green Bay	5	23	.179	
1986-87	Wisconsin-Green Bay	15	14	.517	
1987-88	Wisconsin-Green Bay	18	9	.667	
1988-89	Wisconsin-Green Bay	14	14	.500	
1989-90	Wisconsin-Green Bay	24	8	.750	National Invitation Tournament (2nd Round)
1990-91	Wisconsin-Green Bay	24	7	.774	NCAA Tournament (1st Round)
1991-92	Wisconsin-Green Bay	25	5	.833	National Invitation Tournament (1st Round)
1992-93	Wisconsin-Green Bay	13	14	.481	
1993-94	Wisconsin-Green Bay	27	7	.794	NCAA Tournament (2nd Round)
1994-95	Wisconsin-Green Bay	22	8	.733	NCAA Tournament (1st Round)
10-year UW-Green Bay Record		187	109	.632	
11-year High School Record (1965-76)		168	60	.737	
19-year Collegiate Record		361	188	.658	
30-year Head Coaching Record		529	248	.681	

just two more years before Bennett and the Phoenix jumped into the national picture with a 24-8 mark in 1989-90. Bennett was named 1990 Mid-Continent Conference Coach of the Year and took the Phoenix to the second round of the National Invitation Tournament.

The 1990-91 campaign was a historic one for Bennett and the Phoenix. Led by Bennett's son, Tony, UW-Green Bay rolled to a 24-7 overall record and appeared in the school's first NCAA tournament, losing 60-58 in the first round against Michigan State. The Phoenix improved to 25-5 in 1991-92 and won their first regular-season conference title before falling in the first round of the

NIT. Bennett was named Mid-Continent Conference and Kodak/NABC District 11 Coach of the Year in 1992.

Following a rebuilding campaign at UWGB in 1992-93, Bennett guided the Phoenix to back-to-back NCAA tournament appearances in his final two seasons. The 1993-94 squad was 27-7, won another conference title and shocked the college basketball world with a first-round NCAA tournament win over a 16th-ranked California squad that featured Jason Kidd and Lamond Murray. Bennett was tabbed Kodak/NABC District 11 Coach of the Year and *Basketball Times* Midwest Coach of the Year in

1994. Bennett's Phoenix were 22-8 last season and dropped a 49-48 decision to Big Ten champion Purdue in the first round of the NCAA tournament.

Bennett's first collegiate head coaching position was at UW-Stevens Point in 1976-77. After Bennett's initial season at Stevens Point, the program's winning percentage increased each year for the next seven seasons. The only decrease in winning percentage came in Bennett's final season when the Pointers followed a 28-4 record with a 25-5 mark.

Bennett coached UW-Stevens Point to a 174-79 record in nine seasons. His last three Pointer squads, which featured guards

Bennett Among Nation's Best

Wisconsin head coach Dick Bennett has proven year-in and year-out that he is one of America's top college basketball coaches. Last spring his peers confirmed it. The *Seattle Post-Intelligencer* conducted a survey of 113 college basketball coaches at the 1995 Final Four and Bennett's name appeared in three categories in which the coaches were asked to rate their peers. Below are the listings in which Bennett was named.

"Name the head coach who regularly does the best job under the most difficult circumstances."

1. John Chaney, Temple
2. **DICK BENNETT**
3. Pete Carril, Princeton
4. Pete Gillen, Providence
Perry Clark, Tulane
6. Charlie Spoonhour, St. Louis
Fran Dunphy, Penn
8. Rudy Keeling, Maine
Don Haskins, Texas-El Paso
Mike Montgomery, Stanford
Dan Fitzgerald, Gonzaga
Fang Mitchell, Coppin State

"Among Division I head coaches, who is best at strategizing the game?"

1. Bob Knight, Indiana
2. Dean Smith, North Carolina
3. Mike Krzyzewski, Duke
4. **DICK BENNETT**
5. Roy Williams, Kansas
6. John Chaney, Temple
7. Rick Pitino, Kentucky
8. Eddie Sutton, Oklahoma State
Pete Carril, Princeton

"Whom would you like to see as coach of the 1996 U.S. Olympic men's basketball team?"

1. Mike Krzyzewski, Duke
2. Pat Riley (then of N.Y. Knicks)
3. Roy Williams, Kansas
4. Bob Knight, Indiana
5. Rick Pitino, Kentucky
6. Lenny Wilkins, Atlanta Hawks
7. Nolan Richardson, Arkansas
Larry Brown, Indiana Pacers
9. **DICK BENNETT**
10. Lute Olson, Arizona
Gary Williams, Maryland
John Chaney, Temple
Dean Smith, North Carolina

Terry Porter (now of the NBA's Portland Trailblazers) and Brad Soderberg (now one of Bennett's assistant coaches at Wisconsin) were a combined 79-13 and made three straight appearances in the NAIA tournament. Bennett was named NAIA Coach of the Year after leading his 1983-84 UW-Stevens Point squad to a 28-4 record and second-place finish in the national tournament. Bennett was named Wisconsin State University Conference (WSUC) Coach of the Year in 1982 and 1985, as well as NAIA District 14 and NAIA Area IV Coach of the Year in 1985.

Dick Bennett's road to Madison began 30 years ago when he

coached the 1965-66 freshman squad at West Bend (Wis.) High to a 9-3 mark. He spent 11 seasons coaching Wisconsin high school teams to a combined 168-60 record from 1965-76. In his final year on the prep level, Bennett's Eau Claire Memorial unit fashioned a 22-3 mark en route to a second-place finish in the state tournament.

Bennett was born in Pittsburgh on April 20, 1943. His family settled in Clintonville, Wis., in 1955 and he attended Ripon College, from where he earned a bachelor's degree in physical education in 1965. During his years at Ripon, Bennett played four years each of basketball (guard), football (halfback, re-

turner) and baseball (third baseman). He holds a master's degree in education (emphasis in professional development) from UW-Stevens Point.

Bennett and his wife, Anne, are the parents of three grown children. Kathi, a former all-state basketball player, is now the women's head basketball coach at UW-Oshkosh; Amy, who completed her undergraduate and graduate studies at UW-Stevens Point, is a speech therapist in Green Bay; and Tony, who played for his father from 1988-92 and is UW-Green Bay's all-time leading scorer, currently plays in the NBA.

On Dick Bennett...

"Bennett has to be rated one of the top three or four coaches in the country. I think it would probably be Dean (Smith), Bobby (Knight), John Chaney and Dick Bennett."

Al McGuire

College basketball analyst and former head coach

"Dick Bennett is a great addition to our league. He's a proven winner and a great coach. I have faith he'll have a class and prosperous program at Wisconsin."

Gene Keady

Head coach
Purdue University

"Bennett will achieve at Wisconsin by reaching for the best of what is in the young men in his charge. He will appeal to them as human beings and as competitors and he will ask them to reach with him for the excellence that can be theirs. And if the first appeal doesn't work, he will keep on asking and urging and prodding and working. And those who don't heed the appeal will probably transfer to some place where life is easier. But those who stay with him will become better basketball players."

Michael Bauman

Milwaukee Journal Sentinel

"Dick Bennett is one of the great X's and O's coaches in the country. What distinguishes Dick is his ability to articulate his ideas. He is able to

crystalize his thoughts as well as anybody in the country, which is why his teams are always so well-prepared."

Bob Huggins

Head coach
University of Cincinnati

"All he wanted you to be was the best you can be. I respect him more as a person and what he tried to teach me about being a man than I do for what he taught me about basketball. If your best wasn't getting A's, then get B's and C's. Maximize your talent, no matter what it is. That's something, no matter the situation, you can take with you. I'll take it to my grave."

Terry Porter

Portland Trail Blazers star and former Bennett player at UW-Stevens Point

"Coach Bennett is one of the finest basketball coaches and finest people that I have ever known. His teams are always sound, and he gets the maximum out of each player. His teams play hard and within the spirit of competition. I've always enjoyed coaching against Dick because when the game is over, whether you win or lose, you still feel good about the way the game was played. I've had the opportunity to get to know Dick and his family and have greatly enjoyed our relationship."

Charlie Spoonhour

Head coach
St. Louis University

Tony Bennett on ...

Who better to reflect on what kind of coach Dick Bennett is than his son, Tony, who under his father's tutelage led UW-Green Bay to national prominence before becoming a member of the NBA's Charlotte Hornets?

Tony Bennett on his father and former coach ...

"He helped me get to a level that I don't think I could have reached playing for anyone else. He has a special gift for being able to draw every ounce of potential out of his players. I think that is his greatest strength as a coach."

"He is a great defensive coach and a great teacher of group and individual defense. He often gets more out of you than you think you have. We shut teams down a number of times just by outlasting them and outworking them. He's second to none as a defensive coach."

"People have said he only knows how to coach that structured offensive style, but that is far from the truth. He evaluates what a player can do and then he lets him do it. He is great at reading situations and putting his players in positions to do damage. I don't think people realize how many good looks at the basket he can give his players. His coaching can really frustrate a defense."

"He is a very honest man. He will push you to work when you play for him. If you don't want to work hard, I wouldn't recommend playing for him. I think all of his players feel a special bond. He has a good perspective on things, and he gets the most out of you."

Dick Bennett on ...

Becoming head coach at UW

"Becoming head coach at Wisconsin has fulfilled a dream. This is my state's institution. It is a school I have respected for as long as I have been aware of higher education. It is in a conference that I have admired. And I will be competing with coaches I have respected for all of my 30 years as a basketball coach."

His non-conference scheduling philosophy

"I have always tried to play the best non-conference schedule possible. That has been very important to me even as far back as my high school coaching days. I think a tough non-conference schedule prepares a team for the rigors of conference play. I think it is even more important at Wisconsin because in order to play postseason ball, you must do well in the conference. So, whether you have done well in the preseason or not, if it prepares you for conference play, I think it enhances your chances to keep playing after the regular season."

Recruiting in the Big Ten

"Recruiting in the Big Ten will be an enormous challenge for me. People have questioned my recruiting experience and I think they have a right to question that. It's a fair question. I don't know how I am going to do. I have a notion as to the kinds of players we need to compete. I look for people who are complete and are team oriented. I realize that it may be tougher to get that higher level player because of the people we are competing with. But by the same token, there are enough good players out there for me to find the kinds of kids I desire to coach."

Coaching his son, Tony

"Probably the highlight of my coaching career, in terms of working with young men, was the experience with my son. We were close before, but we became even closer. The fact that he had a wonderful career made my job easier. I would not trade that experience for any other single experience I've had in my 30 years of coaching."

His coaching style

"My style is not unlike that of most coaches. I think too much has been made of the discipline and style of play. I don't think we will be appreciably different than most teams in the way we will play. The 35-second clock has pretty much generated a more generic type of play. My coaching is pretty much an extension of who I am. I've been coaching long enough now to have that part of my life intertwined with who I am off the court. I don't want to become so consistent that I become predictable and boring. I think the spontaneity that this work with youngsters creates is part of the joy. At times I am intense, at times I am laid back. I'd like to think I have a sense of humor. I've learned to laugh at myself and I think that is what has kept me going. Not the discipline, not the intensity, not the wins, but the actual joy and fun I've had in the game."

His role in the lives of student-athletes

"I wish my role in the lives of these kids were a bit greater, but it has been my observation that high school and junior high coaches play a more significant role in the lives of the youngsters in terms of molding them and shaping their values. Once we get them, they are pretty well set. We control their playing time and scholarships and we can, perhaps, assist them

along the way. But to suggest that we have a major role in their lives may be giving us a bit more credit than is actually the case."

The importance of toughness and discipline

"There is no question that toughness and discipline are important. I can't think of a scenario where those two things are not important on a basketball floor. It affects the quality of play, the quality of decisions, the manner in which you handle circumstances, both winning and losing. I have made discipline a cornerstone in everything I've done, but not the kind of discipline that insists that every single circumstance be controlled in a player's life or his playing style. Toughness is what all of us desire. It is not being mean or nasty, it is being mature, poised and controlled. That kind of toughness will always have a place in my program."

His goals for the UW basketball program

"The goals I have for this program are pretty qualitative. I am not as much a bottom line person, perhaps, as I should be — particularly in this profession where you are ultimately judged with a bottom line. But bottom lines make me nervous, so I tend to deal with matters of quality. Playing good team defense. Taking care of the basketball. Shooting good shots. Developing sound and complete players. Those are the kinds of goals I have for our players, and if we can achieve those goals I think the wins will take care of themselves."

How the coaching profession has changed during his career

"It is clearly a more knowledgeable profession. It is a profession that has learned to communicate with this

generation. It has had to keep up in the communication process. The younger coaches coming out are so good with this generation of youngsters and yet I'm not so sure that those of us who have been at it awhile, and those who came before, didn't have at least as good a handle on teaching the game — creating those notions of discipline and fundamental soundness that are so vital. I like the generation I came from that really did teach the game. When I see a young coach who is committed to teaching the game, along with all the other developments that have occurred, I know that you have a very solid coach."

On coming up through the ranks of high school, NAIA, NCAA Division I

"I'm proud of the way I've come through the ranks. I am particularly proud of the fact that I began in small high schools, mid-size high schools, large high schools, non-scholarship schools and scholarship schools. It doesn't guarantee that I will be successful here, but the one thing that I make no apologies for is that I am here. I believe I have earned the right to have this opportunity. My technique, my style, whatever happens from this point on can be questioned, but not that I have a right to be here. That is because of where I've come from. And I want people to know that it can be done this way. One does not always have to drop from the top."

The importance of defense

"Team defense is still the key to being in a game. You cannot consistently compete and be tough to beat without a solid, team defensive approach. Defense will keep you in a game, while your offense will ultimately have to win it."

Turning a basketball program around

"My history of turning programs around will be tested. I've never done it at this level. I've always had the freedom, because of good bosses, good

assistants and good kids coming in, to do it my way. I sense that exists here. However, the scrutiny will be such that my timetable may be compressed a bit. I hope that what I've learned in putting programs together will be sufficient to get things going here. That is not to say in any way that the guys who have been here before me have not done a good job because I think they have and I think they had the program on the road. But I think the changes (Bennett is the fourth UW coach in five years) in the last five years have stalled the program a bit. I am hopeful that I can stay at it a while so that I can build it properly."

Terry Porter

"Terry Porter taught me far more than I ever taught him. He came in as a raw recruit and, through hunger, a willingness to be taught and an ability to get it done, grew and grew and continued to grow throughout his years in the NBA. He remained true to who he was. He is a humble, intelligent young man who has inspired me to continue working with guys like him."

Growing up in Clintonville, Wis.

"I've never regretted growing up in a small community because I got to do everything. I also never regretted going to a small college because I got to play everything. I always wanted to play football and baseball, in addition to basketball, and I got to do that through high school and college. I couldn't have done that at bigger places. Clintonville will always be home to me. If you look at my coaching experiences, they've always been around Clintonville. I'd wander a mile in one direction or another. Green Bay was a half hour away. I'm a long way from home in Madison."

His days as a high school coach

"My days as a high school coach, quite frankly, were the most enjoyable days I've had. I've never had as much fun coaching the game as those times back at the high school level. There have been other satisfying moments at the college level, but in terms of enjoyment and total involvement with the youngsters, the high school level was the most satisfying. And those 11 years really gave me the foundation I think I needed to move on."


His reputation for coaching overachievers

"I think my reputation for coaching overachievers has been overstated. I think I have had really good players who were never given the credit they deserved. They may not have been athletically superior, but they were really good players. They were skilled, they were smart and they were tough. You can do a lot with those kinds of players. So, while I think I did a decent job with them, I had a lot of good players and I think our opponents around the country would attest to that. It was the hunger and ability of those kids and I am proud of each and every one of them."

The Kohl Center

"The Kohl Center is one of the real exciting dimensions to this job. It is not the reason I came here. I love the Field House. Having coached here in high school and at the college level, that barn has meant a lot to those of us who grew up in this state. However, the opportunity to participate in an arena that will truly be among the very finest in the country is exciting. It can only enhance our recruiting efforts and it certainly will be a treat for our players and fans. It's enjoyable talking about it and, the fact is, it will be here before too long."

ASSISTANT COACHES



Brad Soderberg

The newest member of the Badger coaching staff, Brad Soderberg, was hired in April of 1995 after two seasons as head coach at South Dakota State.

The 32-year-old Soderberg guided the Jackrabbits to a 36-18 (.667) record from 1993-95, including a 21-15 mark in the highly regarded NCAA-II North Central Conference.


Soderberg served as head coach at Loras College in Dubuque, Iowa, from 1988-93 and led the Duhawks to a 79-45 (.637) record during his five-year stint. Loras was runner-up in the 1992 National Catholic Basketball Tournament and Soderberg was named tournament Coach of the Year. Soderberg served as assistant coach at Loras during the 1987-88 season before becoming head coach.

Before arriving at Loras, Soderberg was an assistant coach at UW-Stevens Point (1984-85), graduate assistant at Colorado State (1985-86) and assistant coach at Fort Hays State (1986-87).

Soderberg is a 1985 graduate of UW-Stevens Point, where he was a guard and team captain for Bennett's 1984 NAIA national runner-up, a team that included Terry Porter, now with the NBA's Portland Trailblazers.

A native of Stevens Point, Wis., Soderberg attended Pacelli High, where his father still coaches. He has a bachelor's degree in physical education from UW-Stevens Point and a master's in physical education from Colorado State (1986).

Soderberg and his wife, Linda, have a son, Kramer, and a daughter, Daley.



Shawn Hood

Shawn Hood, 30, joined the Badger staff in August of 1994 after six years as an assistant coach at Cleveland State.


Hood, who served as CSU's senior assistant in his last season, worked with the Vikings' guards during his tenure as an assistant coach and also had responsibilities for scheduling, recruiting, scouting and summer camps. He was responsible for the recruitment of Nike all-Americans Craig Caldwell and Reggie Welch and national top 50 player Jamal Jackson.

Hood was a four-year letterwinner at Cleveland State (1983-87), serving as the Vikings' captain his last two seasons. As a junior in 1985-86, he was a backup point guard on the CSU squad that finished 29-4 and earned the school's first NCAA Tournament bid. CSU posted an 83-79 victory over favored Indiana in the first round, then downed St. Joseph's 75-69 to advance to the "Sweet 16," where they lost 71-70 to David Robinson's Navy squad. Hood started on the 1987 CSU team that went 25-8 and advanced to the second round of the NIT.

Hood, who graduated with a degree in social services in 1988, ranks among the career top 10 in steals, assists and games played at CSU. He scored 529 points during his career.

As a prep at Don Bosco High in Boston, Hood led his team to a pair of state titles and became the first junior in school history to score 1,000 points.

Shawn and his wife, Kim, who live in Madison, are the parents of a daughter, Brittany, and are expecting a son.



Brian Hecker


Brian Hecker, 27, is in his fourth year at Wisconsin and his second season as an assistant coach. In addition to his coaching duties, he directs the Badgers' summer camps and coaching clinics, assists with scouting and coordinates underclass recruiting. He is also in charge of the team's video operations, as well as the Little Badgers.

Hecker served as the Badgers' administrative assistant his first two years at Wisconsin. He was responsible for coordinating all off-the-court activities for Stu Jackson and the UW basketball program. He coordinated official recruiting visits, team travel, the basketball budget and video operation and co-directed Wisconsin's summer camps and coaching clinics.

Prior to his appointment at Wisconsin, he was a high school basketball coach at Nicolet High School in Milwaukee.

A native of Milwaukee, Hecker earned a bachelor's degree in sports marketing/management from Indiana University in 1990. Hecker is single and lives in Madison.

SUPPORT STAFF



Paul Costanzo

The administrative assistant for the Badger basketball program is Paul Costanzo, who came to the UW in May of 1995 after serving as associate head basketball coach at Wisconsin-River Falls since 1988.


Costanzo, a native of Scranton, Pa., worked with all aspects of the UW-River Falls program, including camps, budgets, academics, video analysis and conditioning, as well as normal coaching responsibilities at practices and games. He also served as recruiting coordinator.

Costanzo also served as head baseball coach at UW-River Falls from 1990-92. Prior to arriving at UW-River Falls, he was an assistant basketball coach and baseball coach at Verona High School (1985-88) and Madison Memorial High School (1984-85).

A member of the National Association of Basketball Coaches and the Wisconsin Basketball Coaches Association, he has developed and marketed a computer software package designed to assist in the basketball recruiting process.

Costanzo majored in physics and chemistry at UW-Madison and UW-River Falls. He also is working on a master of arts in teaching with an emphasis in physics.

He and his wife, Heidi, live in Madison with their daughter, Vanessa, and son, Michael.




Robert Hackett

Robert Hackett, a former all-America sprinter at Wisconsin, is in his fourth year as a strength and conditioning coach at the UW. He directs the men's basketball strength and conditioning program.

Prior to joining the strength and conditioning staff, Hackett worked for three years as a sprint coach for the Badger men's track program.

Hackett, who earned seven Big Ten sprint titles as a Badger, earned all-Big Ten honors in 1986 and 1987 and was voted the league's Athlete of the Championship in 1986. He earned all-America honors as a member of the Badgers' distance medley relay team that captured the NCAA title in 1985 and holds school indoor records in the 55-, 200- and 300-meter sprints and outdoor records in the 100 and 200. He has competed internationally for the past seven years.

Hackett, 30, earned a bachelor's degree in consumer science from Wisconsin in 1988. He and his wife, Renee, live in Madison.



Andy Winterstein

The health and well-being of the Wisconsin basketball team is entrusted to Andy Winterstein, Ph.D., ATC. Andy is in his 10th year with the UW sports medicine staff as an athletic trainer.


Winterstein, 33, teaches courses in introduction to athletic injuries and athletic injury rehabilitation at the UW, coordinates the inventory and supply ordering process for the sports medicine staff, and supervises the academic progress of the graduate assistant athletic trainers. He also provides care for the UW volleyball program.

A certified member of the National Athletic Trainers Association (NATA), the American College of Sports Medicine and the Wisconsin Athletic Trainers Association, Andy spent four seasons in the Houston Astros' organization as a minor league trainer. He was the trainer for the 1991 Big Ten basketball all-star team that played in Scandinavia.

The Phoenix, Ariz., native earned a bachelor's degree in secondary education/biological sciences from Arizona in 1984 and a master's in physical education with an emphasis in applied physiology and athletic training from Oregon in 1986. He finished a his doctorate in educational administration at Wisconsin in December of 1994.

Andy, who enjoys fishing, lives in Madison with his wife, Barb, who is the secretary in the Badger basketball office.


STAFF




Anthony Adams
Compliance Coord.




Andy Berns
Academic Coordinator




Scott Hettenbach
Nutritionist




Scott Jenkins
Facilities Director



Tim Lopez
Equipment Manager




Matt Michaels
Video Coordinator




Matt Saunders
Student Manager



Roger Schuster
Field House Manager



Jeff Viergutz
Student Manager



Alan Zussman
Support Services Dir.



Sally Huegel
Basketball Secretary



Barb Winterstein
Basketball Secretary




1995-96 Student Managers

Front row (L to R): Jeff Viergutz, Matt Saunders, Tim Stauffacher.

Back row (L to R): Adam Jackson, Courtney Quaye, Tom Barth, Amy Zastoupil.

Not pictured: Dave Petroff, Paul Sabel and Craig Jennings.

CHANCELLOR DAVID WARD



Chancellor David Ward, the University's 25th chief executive, is actively positioning the University of Wisconsin-Madison for continued excellence in the next century.

Ward, who assumed the chancellorship in June 1993, insists that the University must anticipate societal changes relevant to higher education, and envisions the University as more of an educational partner with public schools, businesses, industry, and its alumni and friends.

"We have a tradition of excellence upon which to build and much to preserve, but I believe it is time for the University to start doing some things differently and not just doing the same things better," said Ward in his 1995 report to the University community entitled "A Vision for the Future: Priorities for UW-Madison in the Next Decade."

"To achieve these ends, we need to pursue our goals within a shared vision of a University that will be as outstanding in the next century as it has been in the past, and is in the present."

Ward was named chancellor after serving as vice chancellor for academic affairs and, additionally, as

provost. As the chief executive officer, he has led efforts to improve the quality of undergraduate education, including improved class access and increased undergraduate engagement in research. He has coordinated efforts to enhance the diversity of the UW-Madison campus and restore support for the University's infrastructure, such as libraries, laboratories and computer facilities. Ward has helped to adapt some of the principles of quality management to academic objectives of the campus.

Ward, who also holds the Andrew Hill Clark Professorship of Geography, says "changes in our funding, in the public's perception and confidence in higher education, and in the demand for high levels of accountability, require us to demonstrate our skills in strategic planning so that citizens of Wisconsin are able to recognize our commitment to education."

Ward was born in Manchester, England, and received bachelor's and master's degrees from the University of Leeds. He earned a Fulbright Travel award to the United States in 1960 and received a doctorate from UW-Madison in 1963. In 1966 he joined the faculty. He later served as chair of the geography department and, still later, associate dean of the Graduate School.

As a scholar Ward is a recognized authority in urban geography. He is a past president of the Association of American Geographers. He has authored two books, edited two books and contributed many articles in leading academic journals. In recognition of his postdoctoral research, Ward was awarded the degree of Litt.D. by his undergraduate alma mater.

Ward is married to Judith B. Ward, who is the executive associate director of the Waisman Center on Mental Retardation and Human Development. They have two sons.

UW-Madison Rankings

Outstanding Academics

U.S. News & World Report rated the UW-Madison's sociology department as No. 1 in the nation. Additionally, the magazine ranked psychology 12th, history 9th, political science 10th, economics 11th and engineering 12th.

The University also boasts the top-rated Department of Education in the nation according to 1990 and 1994 studies conducted at the University of Illinois.

A History of Leaders

Through its history, the UW-Madison has produced 12 Nobel Prize winners, 22 Pulitzer Prize winners, 44 members of the National Academy of Sciences, 14 members of the National Academy of Engineering and two members of the National Academy of Education.

No. 1 in Voluntary Support

Wisconsin received \$164 million in voluntary support in 1994, ranking first nationally among public colleges and universities. The UW had \$372 million in research and development funds in 1994, third-most in the nation according to a National Science Foundation survey. The Wisconsin Alumni Association is the second-largest independently financed group in the United States.

ADMINISTRATION

Pat Richter

Director of Athletics


Director of Athletics Pat Richter, the former all-America gridiron star, three-sport letterman and successful business executive, is the man in charge of one of the NCAA's most thriving athletic departments.

During a time of budget tightening, presidential reform and gender equity concerns, Richter has built a model intercollegiate program.

As Director of Athletics, he is responsible for 20 sports, nearly 700 student-athletes and more than 160 employees. During his tenure, he has witnessed dramatic change. Consider he ...

inherited a division that was \$2.1 million in debt in 1990 and eliminated the red ink on the financial ledgers in less than four years. That recovery came during a time when three-quarters of the Division I programs in the United States were losing money.

watched the football, basketball and hockey squads set season attendance marks during his administration. Badger football, basketball and hockey filled their venues to 98 percent of capacity last season.



oversaw plans for significant facility improvements, most notably the proposal for an on-campus multi-purpose arena.

Perhaps one of Richter's most satisfying seasons was the 1993-94 campaign when his alma mater won the Rose Bowl and qualified for its first NCAA men's basketball tournament in 47 seasons.

All 20 of the division's sports have competed in NCAA post-season play during his tenure, and the UW has placed in the Top 20 for total sports success in all three seasons of the Director's Cup.

As a Badger player, he earned all-America (1961-62) and academic all-America (1962) honors as an end. He led Wisconsin to the 1963 Rose Bowl and set a game record with 11 receptions.

Richter led the Big Ten in receiving twice and is still the third-

leading receiver in school history. As a senior, Richter won UW's 1963 Big Ten Medal of Honor.


He earned all-league honors in baseball and led UW in hits, homers and RBI three times. Pat earned his scholarship for basketball.

After earning his B.S. degree from the UW in landscape architecture (1964), Pat was a first-round draft pick of the Washington Redskins. He played from 1963-71.

Upon retirement from the NFL, he returned to Wisconsin to earn his law degree (1971). After working at a Madison law firm, he climbed his way to vice president of personnel at the Oscar Mayer Corp.

Richter was honored with an NCAA Silver Anniversary Award for post-college achievements in 1988. He is a member of the Wisconsin State Athletic and Madison Sports Halls of Fame, the NFL Player and Alumni Associations and the American Bar Association. Pat was enshrined in the Athletic Department and Rose Bowl Halls of Fame in '91 and '94, respectively. Last spring, he became the second Badger to gain induction into the GTE Academic All-America Hall of Fame.

Pat and his wife, Renee, have four children: Scott, Brad, Barry and Tim.



Alan Fish

Administrative Officer

Alan Fish, Administrative Officer at the Athletic Department since 1989, oversees several internal units in the Division and serves as the liaison to the Athletic Board and campus and state governments.

Fish, who came to the Department after three years (1987-89) as the Director of Policy and Budget for the Department of DHSS, will coordinate planning for the school's proposed sports arena.

He worked previously as a liaison to the State Assembly, as a budget analyst for the State Budget Office and as a program evaluator for the Legislative Audit Bureau.

The 1973 graduate of Luther College is married to Susan Goodwin. They have three children: Cassie (15), Molly (9) and Nick (7).



Cheryl Marra

*Sports
Administrator*

Cheryl Marra is in her fifth year with the UW as a sports administrator for men's and women's basketball, volleyball, soccer, tennis, swimming and golf. She is the Badgers' primary women's athletic administrator to the Big Ten and NCAA.

Marra served as the women's athletic director at Denison from 1983-90. She served as an assistant professor in the physical education department at Denison for seven years while serving as head soccer (11 years) and track (nine) coach.

She has been a member of the NCAA's Committee on Women's Athletics since 1987 and was chair of the Women's Soccer Committee.

A 1977 graduate of Slippery Rock State, Marra received her M.A. from Ohio State in 1983.

Marra and her husband, Jerry, have three children: Kelly, Kenny and Peter.



Joel Maturi

*Sports
Administrator*

Sports Administrator Joel Maturi has been a member of the UW Department of Athletics since 1987.

Maturi is the chief administrator for football and nine other sports.

He formerly served the department as compliance coordinator and director of facilities and game management.

Maturi was named Wisconsin Sports Personality of the Year in 1993 for his directorship of NCAA and Big Ten meets.

The former head football and basketball coach at Edgewood High School took several of his teams to the state tourney.

The 1967 graduate of Notre Dame was a member of the football team while earning a B.A. in political science.

Maturi and his wife, Lois, have three children: Mark, Katie and Annie.



Nancy Seifert

*Chief Financial
Officer*


Nancy Seifert has been a member of the UW Department of Athletics since 1992.

As chief financial officer, Seifert is responsible for overseeing financial planning, budgeting, accounting and business functions for the division. She has been instrumental in updating and enhancing the department financial systems and business management techniques.

Prior to her appointment with the Athletic Department, she was Chief Financial Officer for WPPI Inc. and the World Council of Credit Unions.

Seifert is a graduate of the UW with a B.B.A. in accounting and an M.B.A. in finance and accounting. She is a licensed Certified Public Accountant.

Seifert and her husband, Michael, have one daughter, Leigh Ann.



Vince Sweeney

*External Relations
Director*

Vince Sweeney, in his fifth year at UW-Madison, oversees the athletic department's marketing, promotions, licensing, sports information, ticket office, special events and fund raising areas.

In 1994, Sweeney was named "Marketer of the Year" by the Madison Chapter of the American Marketing Association. Last spring, his department won two "Awards of Excellence" from *Athletics Management* magazine.

Prior to joining the UW, Sweeney worked for 13 years in sports journalism, where he earned several awards as a reporter and editor for the Madison Press Connection, *Milwaukee Journal*, *Milwaukee Sentinel*, *Capital Times* and the *Los Angeles Times*.

He and his wife, Sharon, have two daughters, Kelsey and Keara.

PHONE DIRECTORY

Administration (area code is 608)


Director of Athletics	Pat Richter (Wisconsin, 1964)	262-5068
Assoc. AD / Administrative Officer	Alan Fish (Luther, 1973)	262-3157
Assoc. AD / Sports Administrator	Cheryl Marra (Slippery Rock, 1977)	263-3214
Assoc. AD / Sports Administrator	Joel Maturi (Notre Dame, 1967)	262-0099
Assoc. AD / External Relations	Vince Sweeney (Wisconsin, 1979)	262-5583
Assoc. AD / Chief Financial Officer	Nancy Seifert (Wisconsin, 1974)	262-5449
Academic & Student Affairs Director	Alan Zussman (Wisconsin, 1970)	262-1787
Compliance Coordinator	Anthony Adams (Rhode Island, 1989)	265-2973
Community Relations	Jim Bakken (Wisconsin, 1963)	262-0119
Fundraising and Booster Clubs	Duane Kleven (Wisconsin, 1961)	262-0553
Equipment Manager	Jim McCormick (Western Michigan, 1988)	262-3789
Head Trainer	Dennis Helwig (Wisconsin, 1974)	262-3798
Sports Information Director	Steve Malchow (Iowa, 1983)	262-1811
Strength and Conditioning	John Dettmann (UW-Oshkosh, 1983)	262-5613
Technical Coordinator	Jim Roberts (North Dakota State, 1979)	262-5100
Ticket Office (Interim Director)	Ann Zanzig (UW-Stevens Point, 1970)	262-1440
Video Coordinator	John Kvatek (Miami, OH, 1993)	265-6147

Basketball Staff (area code is 608)

Head Coach	Dick Bennett (Ripon, 1965)	262-4597
Assistant Coach	Brian Hecker (Indiana, 1990)	262-4597
Asstant Coach	Shawn Hood (Cleveland State, 1988)	262-4597
Assistant Coach	Brad Soderberg (UW-Stevens Point, 1985)	262-4597
Administrative Assistant	Paul Costanzo (UW-River Falls, 1995)	262-4597

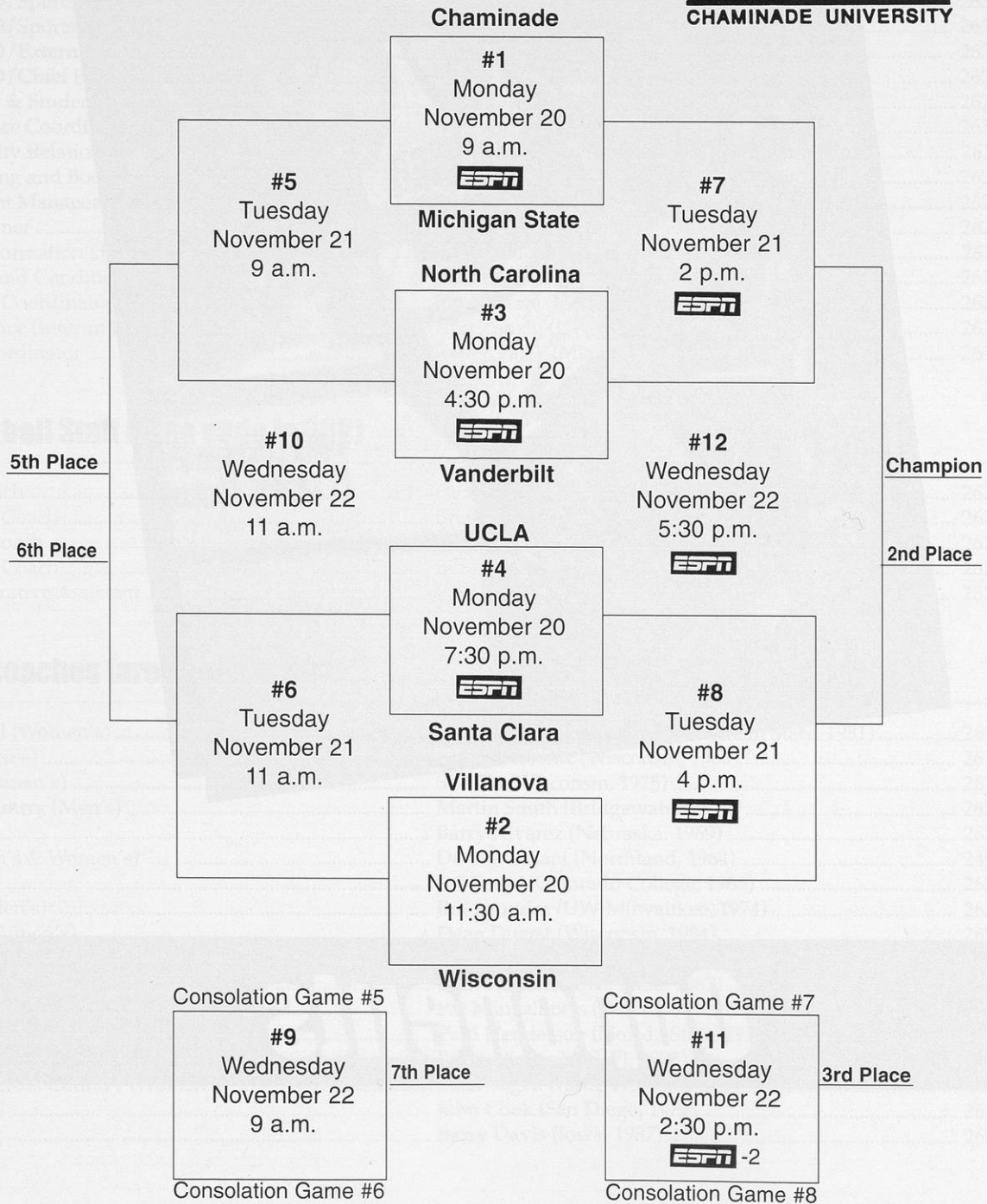
Head Coaches (area code is 608)

Basketball (Women's)	Jane Albright-Dieterle (Appalachian State, 1981)	263-5506
Crew (Men's)	Randy Jablonic (Wisconsin, 1960)	262-4954
Crew (Women's)	Sue Ela (Wisconsin, 1975)	263-6698
Cross Country (Men's)	Martin Smith (Bridgewater, 1974)	262-5729
Football	Barry Alvarez (Nebraska, 1969)	262-1861
Golf (Men's & Women's)	Dennis Tiziani (Northland, 1964)	249-1000
Hockey	Jeff Sauer (Colorado College, 1965)	262-3932
Soccer (Men's)	Jim Launder (UW-Milwaukee, 1974)	262-7749
Soccer (Women's)	Dean Duerst (Wisconsin, 1984)	265-2974
Softball	Karen Gallagher (Texas Women's University, 1981)	265-6152
Swimming (Men's & Women's)	Nick Hansen (Iowa State, 1987)	265-3336
Tennis (Men's)	Pat Klingelhoets (Wisconsin, 1972)	262-0997
Tennis (Women's)	Patti Henderson (Florida State, 1986)	263-6304
Track and Field (Men's)	Ed Nuttycombe (VPI, 1978)	262-4397
Track & Cross Country (Women's)	Peter Tegen (Koln, 1965)	263-5109
Volleyball	John Cook (San Diego, 1979)	263-5670
Wrestling	Barry Davis (Iowa, 1987)	262-4399



Opponents

MAUI INVITATIONAL




All games Hawaiian time. Game times subject to change due to television coverage.

Chaminade

Maui Invitational, Nov. 20-22



Coach
Doucette



Samba
Johnson

GENERAL INFORMATION

Location: Honolulu, HI
 Founded: 1955
 Enrollment: 800
 President: Sue Wesselkamper
 Athletic Director: Don Doucette
 Nickname: Silverswords
 Colors: Royal Blue and White
 Conference: Pacific West
 Arena: McCabe Gymnasium (2,800)

MEDIA INFORMATION

Basketball SID: Dan Marcus
 Office Phone: (808) 735-4790
 Home Phone: (808) 732-8895
 Fax: (808) 739-4695

BASKETBALL INFORMATION

Head Coach: Don Doucette
 Career Record: 182-184 (13 Years)
 Record at CU: 18-33 (2 Years)
 Office Phone: (808) 735-4790
 Assistant Coaches: Tom Louden, Dan Marcus, Ed Smith
 1994-95 Record: 12-14
 Conference Record: 8-4
 Lettermen Returning/Lost: 9/1
 Starters Returning/Lost: 4/1
 Series Record: First meeting

TOP RETURNEES


Name (Pos., Ht., Cl., Pts., Reb., Asst.)
 Eric Chizer (F, 6-6, Sr., 10.2, 4.8, 0.5)
 Samba Johnson (G, 6-1, Sr., 12.6, 3.7, 5.3)
 Jermaine Sutton (G, 6-1, Sr., 11.3, 2.5, 2.5)

TOP NEWCOMERS


Name (Pos., Ht., Cl.)
 Damian Cephas (F, 6-8, Jr.)
 Raman Charles (C, 6-8, Jr.)
 Paul Edmondson (F, 6-7, Jr.)

North Carolina

Maui Invitational, Nov. 20-22



Coach
Smith



Jeff
McInnis

GENERAL INFORMATION

Location: Chapel Hill, NC
 Founded: 1789
 Enrollment: 24,463
 Chancellor: Michael Hooker
 Athletic Director: John Swofford
 Nickname: Tar Heels
 Colors: Carolina Blue and White
 Conference: Atlantic Coast
 Arena: Smith Center (21,572)

MEDIA INFORMATION

Basketball SID: Rick Brewer
 Office Phone: (919) 962-2123
 Home Phone: (919) 929-2721
 Fax: (919) 962-0612

BASKETBALL INFORMATION

Head Coach: Dean Smith
 Career Record: 830-236 (34 years)
 Record at UNC: Same
 Office Phone: (919) 962-1154
 Assistant Coaches: Bill Guthridge, Phil Ford, Dave Hanners
 1994-95 Record: 28-6
 Conference Record: 12-4/T1st
 Lettermen Returning/Lost: 5/5
 Starters Returning/Lost: 2/3
 Series Record: First meeting

TOP RETURNEES


Name (Pos., Ht., Cl., Pts., Reb., Asst.)
 Dante Calabria (G, 6-4, Sr., 10.5, 4.8, 2.7)
 Jeff McInnis (G, 6-4, Jr., 12.4, 4.1, 5.3)
 Serge Zwickler (C, 7-2, Jr., 2.9, 3.0, 0.3)

TOP NEWCOMERS

Name (Pos., Ht., Cl.)
 Vince Carter (G, 6-5, Fr.)
 Antawn Jamison (F, 6-7, Fr.)
 Ademola Okulaja (F, 6-7, Fr.)

Santa Clara

Maui Invitational, Nov. 20-22



Coach
Davey



Steve
Nash

GENERAL INFORMATION

Location: Santa Clara, CA
 Founded: 1851
 Enrollment: 7,800
 President: Rev. Paul Locatelli, S.J.
 Athletic Director: Carroll Williams
 Nickname: Broncos
 Colors: Red and White
 Conference: West Coast
 Arena: Toso Pavilion (5,000)

MEDIA INFORMATION

Basketball SID: Jim Young
 Office Phone: (408) 554-4661
 Home Phone: (408) 244-1547
 Fax: (408) 554-6942

BASKETBALL INFORMATION

Head Coach: Dick Davey
 Career Record: 53-33 (3 Years)
 Record at SCU: Same
 Office Phone: (408) 554-4640
 Assistant Coaches: Larry Hauser, Steve Seandel, Sam Scullin
 1994-95 Record: 21-7
 Conference Record: 12-2/1st
 Lettermen Returning/Lost: 9/1
 Starters Returning/Lost: 5/0
 Series Record: First meeting

TOP RETURNEES

Name (Pos., Ht., Cl., Pts., Reb., Asst.)
 Kevin Dunne (F, 6-6, Jr., 9.4, 6.2, 1.6)
 Marlon Garnett (G, 6-2, Jr., 13.6, 3.9, 1.7)
 Steve Nash (G, 6-3, Sr., 20.9, 3.8, 6.5)

TOP NEWCOMERS


Name (Pos., Ht., Cl.)
 Nathan Fast (G, 6-3, Fr.)
 Craig Johnson (G, 6-4, Jr.)
 Todd Wuschig (F, 6-7, Fr.)

UCLA

Maui Invitational, Nov. 20-22



Coach
Harrick



Charles
O'Bannon

GENERAL INFORMATION

Location: Los Angeles, CA
Founded: 1919
Enrollment: 35,000
President: Charles Young
Athletic Director: Peter T. Dalis
Nickname: Bruins
Colors: Blue and Gold
Conference: Pac-10
Arena: Pauley Pavilion (12,819)

MEDIA INFORMATION

Basketball SIDs: Bill Bennett/John Dolak
Office Phone: (310) 206-6831
Home Phones: (310) 821-1507 / 824-2772
Fax: (310) 825-8664

BASKETBALL INFORMATION

Head Coach: Jim Harrick
Career Record: 335-152 (16 Years)
Record at UCLA: 168-55 (7 Years)
Office Phone: (310) 206-6276
Assistant Coaches: Lorenzo Romar, Steve Lavin, Greg White
1994-95 Record: 31-2
Conference Record: 16-2/1st
Lettermen Returning/Lost: 7/3
Starters Returning/Lost: 2/3
Series Record: UCLA leads 3-2

TOP RETURNEES

Name (Pos., Ht., Cl., Pts., Reb., Asst.)
 Toby Bailey (G, 6-5, So., 10.5, 4.8, 1.9)
 Cameron Dollar (G, 6-1, Jr., 3.4, 1.9, 3.1)
 Charles O'Bannon (F, 6-6, Jr., 13.6, 6.1, 3.3)

TOP NEWCOMERS


Name (Pos., Ht., Cl.)
 Brandon Loyd (G, 6-0, Fr.)
 Jelani McCoy (C, 6-10, Fr.)

Vanderbilt

Maui Invitational, Nov. 20-22



Coach
van Breda Kolff



Frank
Seckar

GENERAL INFORMATION

Location: Nashville, TN
Founded: 1873
Enrollment: 10,088
Chancellor: Joe B. Wyatt
Athletic Director: Paul Hoolahan
Nickname: Commodores
Colors: Black and Gold
Conference: Southeastern
Arena: Memorial Gymnasium (15,311)

MEDIA INFORMATION

Basketball SID: Andrew Maraniss
Office Phone: (615) 322-4121
Home Phone: (615) 297-8897
Fax: (615) 343-7064

BASKETBALL INFORMATION

Head Coach: Jan van Breda Kolff
Career Record: 56-56 (4 Years)
Record at VU: 33-27 (2 Years)
Office Phone: (615) 322-6530
Assistant Coaches: Buzz Peterson, Charles Davis, Kerry Keating
1994-95 Record: 13-15
Conference Record: 6-10/4th East
Lettermen Returning/Lost: 10/4
Starters Returning/Lost: 2/3
Series Record: First meeting

TOP RETURNEES

Name (Pos., Ht., Cl., Pts., Reb., Asst.)
 Malik Evans (F, 6-8, Sr., 6.0, 4.3, 1.2)
 Drew Maddux (G, 6-4, So., 9.5, 2.9, 2.1)
 Frank Seckar (G, 6-1, Sr., 12.8, 3.7, 4.1)

TOP NEWCOMERS


Name (Pos., Ht., Cl.)
 Gianni Cugini (F/C, 6-8, Fr.)
 Vincent Ford (F/G, 6-4, Fr.)
 Markese Watkins (F, 6-8, Fr.)

Villanova

Maui Invitational, Nov. 20-22



Coach
Lappas



Kerry
Kittles

GENERAL INFORMATION

Location: Villanova, PA
Founded: 1842
Enrollment: 5,994
President: Rev. Edmund Dobbin, O.S.A.
Athletic Director: Gene DeFilippo
Nickname: Wildcats
Colors: Blue and White
Conference: Big East
Arena: duPont Pavilion (6,500)

MEDIA INFORMATION

Basketball SID: Karen Frasca
Office Phone: (610) 519-4120
Home Phone: (610) 964-9589
Fax: (610) 519-7323

BASKETBALL INFORMATION

Head Coach: Steve Lappas
Career Record: 109-101 (7 Years)
Record at VU: 53-39 (3 Years)
Office Phone: (610) 519-4140
Assistant Coaches: John Leonard, Paul Hewitt, Steve Pinone
1994-95 Record: 25-8
Conference Record: 14-4/2nd
Lettermen Returning/Lost: 10/3
Starters Returning/Lost: 5/1
Series Record: First meeting

TOP RETURNEES

Name (Pos., Ht., Cl., Pts., Reb., Asst.)
 Eric Eberz (F, 6-7, Sr., 15.7, 4.4, 1.6)
 Jason Lawson (C, 6-11, Jr., 12.9, 6.7, 1.5)
 Kerry Kittles (G, 6-5, Sr., 21.4, 6.1, 3.5)

TOP NEWCOMERS


Name (Pos., Ht., Cl.)
 Rafal Bigus (C, 7-1, Fr.)
 Howard Brown (G, 6-5, Fr.)
 John Celestand (G, 6-3, Fr.)

Northeastern Illinois

Nov. 28 in Madison, 7 p.m. CST



Coach
Johnson



Brian
Bestor

GENERAL INFORMATION

Location: Chicago, IL
Founded: 1961
Enrollment: 10,500
President (Acting): Dr. Salme Steinberg
Athletic Director: Dr. Vivian L. Fuller
Nickname: Golden Eagles
Colors: Blue and Gold
Conference: Mid-Continent
Arena: PE Complex (2,000)

MEDIA INFORMATION

Basketball SID: Mark Johnson
Office Phone: (312) 794-6241
Home Phone: (708) 583-1615
Fax: (312) 794-6244
Press Row Phone: (312) 794-6241

BASKETBALL INFORMATION

Head Coach: Rees Johnson
Career Record: 421-299 (27 Years)
Record at NIU: 59-132 (7 Years)
Office Phone: (312) 794-3049
Assistant Coaches: Richard Knar, Thomas Trotter, Mark White
1994-95 Record: 4-22
Conference Record: 2-16/10th
Lettermen Returning/Lost: 8/4
Starters Returning/Lost: 3/2
Series Record: First meeting

TOP RETURNÉES

Name (Pos., Ht., Cl., Pts., Reb., Asst.)
 Brian Bestor (G, 6-0, Sr., 11.6, 3.5, 4.2)
 Monte O'Quinn (F, 6-8, Sr., 16.9, 7.8, 0.9)
 Mike Schott (G/F, 6-6, So., 7.1, 3.8, 1.4)

TOP NEWCOMERS


Name (Pos., Ht., Cl.)
 Devon Hassel (F, 6-7, Jr.)
 Andrell Hoard (G, 6-3, Jr.)
 Adnan Krupalija (C, 7-2, Fr.)

Temple

Dec. 2 in Madison, 1 p.m. CST



Coach
Chaney



Jason
Ivey

GENERAL INFORMATION

Location: Philadelphia, PA
Founded: 1884
Enrollment: 32,000
President: Peter J. Liacouras
Athletic Director: R.C. Johnson
Nickname: Owls
Colors: Cherry and White
Conference: Atlantic 10
Arena: McGonigle Hall (3,900)

MEDIA INFORMATION

Basketball SID: Gerry Emig
Office Phone: (215) 204-7445
Home Phone: (215) 245-5755
Fax: (215) 204-7499
Press Row Phone: (215) 204-7445

BASKETBALL INFORMATION

Head Coach: John Chaney
Career Record: 520-175 (23 Years)
Record at TU: 295-116 (13 Years)
Office Phone: (215) 204-7443
Assistant Coaches: Jim Maloney, Dean Demopoulos
1994-95 Record: 19-11
Conference Record: 10-6/T2
Lettermen Returning/Lost: 9/2
Starters Returning/Lost: 4/1
Series Record: TU leads 1-0

TOP RETURNÉES

Name (Pos., Ht., Cl., Pts., Reb., Asst.)
 Levan Alston (G, 6-3, Sr., 10.1, 3.9, 3.4)
 Jason Ivey (F, 6-6, Sr., 7.0, 5.3, 0.6)
 Johnny Miller (G, 6-1, So., 11.0, 2.3, 2.1)

TOP NEWCOMERS


Name (Pos., Ht., Cl.)
 Marc Jackson (F/C, 6-10, So.)

Wright State

Dec. 5 in Dayton, 6:35 p.m. CST



Coach
Underhill



Vitaly
Potapenko

GENERAL INFORMATION

Location: Dayton, OH
Founded: 1967
Enrollment: 17,500
President: Dr. Harley E. Flack
Athletic Director: Dr. Michael J. Cusack
Nickname: Raiders
Colors: Hunter Green and Gold
Conference: Midwestern Collegiate
Arena: Ervin J. Nutter Center (10,635)

MEDIA INFORMATION

Basketball SID: Bob Noss
Office Phone: (513) 873-2816
Home Phone: TBA
Fax: (513) 873-2368
Press Row Phone: (513) 873-4687

BASKETBALL INFORMATION

Head Coach: Ralph Underhill
Career Record: 342-149 (17 Years)
Record at WSU: Same
Office Phone: (513) 873-2771
Assistant Coaches: Jim Brown, Jack Butler, Jim Ehler
1994-95 Record: 13-17
Conference Record: 6-8/8th
Lettermen Returning/Lost: 10/5
Starters Returning/Lost: 5/0
Series Record: UW leads 1-0

TOP RETURNEES

Name (Pos., Ht., Cl., Pts., Reb., Asst.)
 Delme Herriman (F, 6-7, Sr., 9.9, 5.4, 2.4)
 Vitaly Potapenko (C, 6-10, Jr., 19.2, 6.4, 1.4)
 Rob Welch (G, 6-1, Jr., 11.2, 3.8, 3.4)

TOP NEWCOMERS


Name (Pos., Ht., Cl.)
 Johnnie Blake (G, 6-4, So.)
 Terrance Cast (G, 5-6, Jr.)
 Steno Kos (C/F, 6-11, So.)

St. Bonaventure

Dec. 9 in Madison, 7 p.m. CST



Coach
Baron



Shandue
McNeill

GENERAL INFORMATION

Location: St. Bonaventure, NY
Founded: 1858
Enrollment: 2,500
President: Dr. Robert J. Wickenheiser
Athletic Director: Dr. David L. Diles
Nickname: Bonnies
Colors: Brown and White
Conference: Atlantic 10
Arena: Reilly Center (6,000)

MEDIA INFORMATION

Basketball SID: Jim Engelhardt
Office Phone: (716) 375-2319
Home Phone: (716) 373-3047
Fax: (716) 375-2383
Press Row Phone: (716) 375-2661

BASKETBALL INFORMATION

Head Coach: Jim Baron
Career Record: 112-118 (8 Years)
Record at SBU: 38-47 (3 Years)
Office Phone: (716) 375-2207
Assistant Coaches: Joe Lombardi, Rob Lanier, Brian Nash
1994-95 Record: 18-13
Conference Record: 9-7/4th
Lettermen Returning/Lost: 8/5
Starters Returning/Lost: 2/3
Series Record: First meeting

TOP RETURNEES

Name (Pos., Ht., Cl., Pts., Reb., Asst.)
 Shandue McNeill (G, 5-7, Jr., 9.6, 3.5, 5.5)
 Rashaan Palmer (F, 6-5, So., 6.9, 3.4, 0.5)
 Sidney Shelton (F, 6-7, Sr., 6.7, 4.7, 0.4)

TOP NEWCOMERS


Name (Pos., Ht., Cl.)
 David Capers (G, 6-3, Fr.)
 Terrence Durham (F, 6-8, Fr.)
 Antoine Wills (G, 6-2, Fr.)

Providence

Dec. 11 in Providence, 7 p.m. CST



Coach
Gillen



Austin
Croshere

GENERAL INFORMATION

Location: Providence, RI
Founded: 1917
Enrollment: 3,543
President: Rev. Philip A. Smith, O.P
Athletic Director: John M. Marinatto
Nickname: Friars
Colors: Black and White
Conference: Big East
Arena: Providence Civic Center (13,106)

MEDIA INFORMATION

Basketball SID: Tim Connor
Office Phone: (401) 865-2272
Home Phone: (401) 273-2379
Fax: (401) 865-2583
Press Row Phone: (401) 751-9737

BASKETBALL INFORMATION

Head Coach: Pete Gillen
Career Record: 219-88 (10 Years)
Record at PC: 17-13 (1 Year)
Office Phone: (401) 865-2266
Assistant Coaches: Louis Orr, Bobby Gonzalez, Tom Herrion
1994-95 Record: 17-13
Conference Record: 7-11/6th
Lettermen Returning/Lost: 8/7
Starters Returning/Lost: 2/3
Series Record: Tied 1-1

TOP RETURNÉES

Name (Pos., Ht., Cl., Pts., Reb., Asst.)
 Michael Brown (G, 6-1, Sr., 8.3, 3.1, 3.9)
 Austin Croshere (F, 6-9, Jr., 10.2, 4.9, 1.1)
 Jason Murdock (G, 6-3, Jr., 7.4, 2.7, 2.3)

TOP NEWCOMERS



Name (Pos., Ht., Cl.)
 Ruben Garces (F/C, 6-9, Jr.)
 Jamel Thomas (F, 6-6, Fr.)
 Shammgod Wells (G, 6-0, Fr.)

Valparaiso

Dec. 14 in Madison, 7 p.m. CST



Coach
Drew



Bryce
Drew

GENERAL INFORMATION

Location: Valparaiso, IN
Founded: 1859
Enrollment: 3,757
President: Dr. Alan Harre
Athletic Director: Dr. William Steinbrecher
Nickname: Crusaders
Colors: Brown and Gold
Conference: Mid-Continent
Arena: Athletics-Recreation Center (4,500)

MEDIA INFORMATION

Basketball SID: Bill Rogers
Office Phone: (219) 464-5232
Home Phone: (219) 477-4605
Fax: (219) 464-5762
Press Row Phone: (219) 464-5232

BASKETBALL INFORMATION

Head Coach: Homer Drew
Career Record: 345-241 (19 Years)
Record at VU: 76-119 (7 Years)
Office Phone: (219) 464-5254
Assistant Coaches: Mark Scherer, Scott Drew
1994-95 Record: 20-8
Conference Record: 14-4/1st
Lettermen Returning/Lost: 7/7
Starters Returning/Lost: 2/3
Series Record: UW leads 1-0

TOP RETURNÉES

Name (Pos., Ht., Cl., Pts., Reb., Asst.)
 Anthony Allison (F, 6-6, Sr., 9.9, 6.0, 0.9)
 Bryce Drew (G, 6-3, So., 13.4, 2.4, 6.0)
 Chris Ensminger (C, 6-10, Sr., 13.1, 11.3, 1.5)

TOP NEWCOMERS


Name (Pos., Ht., Cl.)
 Chris Artis (F, 6-5, Jr.)
 Craig Brunes (G, 6-3, Jr.)
 Cory Gibson (F/C, 6-9, Fr.)

Wisconsin-Milwaukee

Dec. 23 in Madison, 12:30 p.m. CST



Coach
Cobb



Shannon
Smith

GENERAL INFORMATION

Location: Milwaukee, WI
 Founded: 1885
 Enrollment: 23,794
 Chancellor: Dr. John Schroeder
 Athletic Director: Bud Haidet
 Nickname: Panthers
 Colors: Black and Gold
 Conference: Midwestern Collegiate
 Arena: MECCA Arena (11,052)

MEDIA INFORMATION

Basketball SID: Paul Helgren
 Office Phone: (414) 229-5674
 Home Phone: (414) 483-0383
 Fax: (414) 229-6759
 Press Row Phone: (414) 273-3807

BASKETBALL INFORMATION

Head Coach: Ric Cobb
 Career Record: First year
 Record at UWM: First year
 Office Phone: (414) 229-5158
 Assistant Coaches: Doug Lewis, Porter Moser
 1994-95 Record: 3-24
 Conference Record: 2-16/T10th
 Lettermen Returning/Lost: 9/1
 Starters Returning/Lost: 5/0
 Series Record: UW leads 11-1

TOP RETURNEES


Name (Pos., Ht., Cl., Pts., Reb., Asst.)
 Mark Briggs (G, 6-4, Sr., 12.0, 4.6, 3.5)
 Derek Durham (G, 5-10, Sr., 13.0, 2.1, 2.7)
 Shannon Smith (G/F, 6-6, Gr., 24.5, 5.5, 1.0)

TOP NEWCOMERS


Name (Pos., Ht., Cl.)
 Roderick Johnson (G/F, 6-5, Fr.)
 Otto McDuffie (F, 6-5, Jr.)
 Rodney Poole (F/C, 6-8, Fr.)

Eastern Illinois

Dec. 28 in Madison, 7 p.m. CST



Coach
Samuels



Johnny
Hernandez

GENERAL INFORMATION

Location: Charleston, IL
 Founded: 1895
 Enrollment: 10,500
 President: Dr. David Jorns
 Athletic Director: Dr. Bob McBee
 Nickname: Panthers
 Colors: Blue and Gray
 Conference: Mid-Continent
 Arena: Lantz Gym (6,000)

MEDIA INFORMATION

Basketball SID: Dave Kidwell
 Office Phone: (217) 581-6408
 Home Phone: (217) 345-4166
 Fax: (217) 581-6434
 Press Row Phone: (217) 581-5135

BASKETBALL INFORMATION

Head Coach: Rick Samuels
 Career Record: 221-213 (15 Years)
 Record at EIU: Same
 Office Phone: (217) 581-2511
 Assistant Coaches: George Morgan, Mike Church
 1994-95 Record: 16-13
 Conference Record: 10-8/T4th
 Lettermen Returning/Lost: 8/3
 Starters Returning/Lost: 3/2
 Series Record: UW leads 3-1

TOP RETURNEES


Name (Pos., Ht., Cl., Pts., Reb., Asst.)
 Eric Frankford (F, 6-9, So., 7.0, 5.2, 0.7)
 Johnny Hernandez (G, 6-2, Sr., 8.5, 3.0, 4.3)
 Michael Slaughter (F, 6-7, Jr., 7.9, 7.9, 1.6)

TOP NEWCOMERS


Name (Pos., Ht., Cl.)
 Keith Hibbler (F, 6-6, Fr.)
 Larry Moore (G, 6-4, Fr.)
 Chad Peckinpugh (G, 6-2, Fr.)

Marquette

Dec. 31 in Madison, TBA



Coach
Deane



Roney
Eford

GENERAL INFORMATION

Location: Milwaukee, WI
Founded: 1881
Enrollment: 10,750
President: Rev. Albert J. DiUlio, S.J.
Athletic Director: Bill Cords
Nickname: Golden Eagles
Colors: Blue and Gold
Conference: Conference USA
Arena: Bradley Center/MECCA Arena (18,592/10,500)

MEDIA INFORMATION

Basketball SID: Kathleen Hohl
Office Phone: (414) 288-7447
Home Phone: (414) 645-1419
Fax: (414) 288-6519
Press Row Phone: (414) 227-0580

BASKETBALL INFORMATION

Head Coach: Mike Deane
Career Record: 211-114 (10 Years)
Record at MU: 21-12 (1 Year)
Office Phone: (414) 288-7130
Assistant Coaches: Bo Ellis, Dan Theiss, Mike Rice
1994-95 Record: 21-12
Conference Record: 7-5/3rd
Lettermen Returning/Lost: 12/2
Starters Returning/Lost: 5/1
Series Record: UW leads 54-47

TOP RETURNÉES

Name (Pos., Ht., Cl., Pts., Reb., Asst.)
 Roney Eford (F/G, 6-7, Sr., 13.2, 6.5, 1.6)
 Amal McCaskill (F/C, 6-11, Sr., 10.7, 8.5, 0.8)
 Anthony Pieper (G, 6-3, Jr., 13.1, 3.3, 1.3)

TOP NEWCOMERS

Name (Pos., Ht., Cl.)
 Mike Barga (G/F, 6-7, Fr.)
 Jarrod Lovette (C, 6-10, Fr.)
 John Polonowski (E, 6-8, Fr.)

Michigan

Jan. 3 in Madison, 7 p.m. CST
 March 9 in Ann Arbor, 3:30 p.m. CST



Coach
Fisher



Dugan
Fife

GENERAL INFORMATION

Location: Ann Arbor, MI
Founded: 1817
Enrollment: 34,205
President: James J. Duderstadt
Athletic Director: M. Joe Roberson
Nickname: Wolverines
Colors: Maize and Blue
Conference: Big Ten
Arena: Crisler Arena (13,562)

MEDIA INFORMATION

Basketball SID: B.J. Sohn
Office Phone: (313) 763-4423
Home Phone: (313) 481-9336
Fax: (313) 747-1188
Press Row Phone: (313) 998-7188

BASKETBALL INFORMATION

Head Coach: Steve Fisher
Career Record: 140-59 (6 Years)
Record at UM: Same
Office Phone: (313) 763-5504
Assistant Coaches: Brian Dutcher, Scott Perry, Jay Smith
1994-95 Record: 17-14
Conference Record: 11-7/T3rd
Lettermen Returning/Lost: 7/4
Starters Returning/Lost: 2/3
Series Record: UM leads 77-48

TOP RETURNÉES

Name (Pos., Ht., Cl., Pts., Reb., Asst.)
 Maceo Baston (F/C, 6-9, So., 7.7, 5.5, 0.2)
 Dugan Fife (G, 6-3, Sr., 3.4, 1.8, 1.9)
 Maurice Taylor (F, 6-9, So., 12.4, 5.1, 1.2)

TOP NEWCOMERS


Name (Pos., Ht., Cl.)
 Louis Bullock (G, 6-2, Fr.)
 Robert Traylor (C, 6-9, Fr.)
 Albert White (F/G, 6-6, Fr.)

Penn State

Jan. 7 in University Park, 1 p.m. CST
 March 6 in Madison, 7 p.m. CST



Coach
Dunn



Dan
Earl

GENERAL INFORMATION

Location: University Park, PA
Founded: 1855
Enrollment: 31,400
President: Dr. Graham Spanier
Athletic Director: Tim Curley
Nickname: Nittany Lions
Colors: Blue and White
Conference: Big Ten
Arena: Rec Hall/Bryce Jordan Center (6,846/15,000)

MEDIA INFORMATION

Basketball SID: Jeff Brewer
Office Phone: (814) 865-1757
Home Phone: (814) 234-1411
Fax: (814) 863-3165
Press Row Phone: (814) 863-3516

BASKETBALL INFORMATION

Head Coach: Jerry Dunn
Career Record: First year
Record at PSU: First year
Office Phone: (814) 865-5494
Assistant Coaches: Ed DeChellis, Monroe Brown
1994-95 Record: 21-11
Conference Record: 9-9/T7th
Lettermen Returning/Lost: 8/5
Starters Returning/Lost: 3/2
Series Record: Tied 3-3

TOP RETURNEES


Name (Pos., Ht., Cl., Pts., Reb., Asst.)
 Rahsaan Carlton (F, 6-6, Sr., 8.6, 3.1, 0.9)
 Dan Earl (G, 6-4, Jr., 9.3, 2.3, 5.7)
 Glenn Sekunda (F, 6-8, Sr., 12.8, 6.3, 1.6)

TOP NEWCOMERS


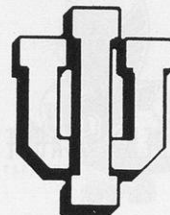
Name (Pos., Ht., Cl.)
 Aaron Jack (F, 6-8, Fr.)
 Joseph Pryor (G, 6-4, Fr.)
 Jarrett Stephens (F, 6-6, Fr.)

Indiana

Jan. 10 in Bloomington, 7 p.m. CST
 March 2 in Madison, 4:30 p.m. CST



Coach
Knight



Brian
Evans

GENERAL INFORMATION

Location: Bloomington, IN
Founded: 1820
Enrollment: 36,000
President: Myles Brand
Athletic Director: Clarence Doninger
Nickname: Hoosiers
Colors: Cream and Crimson
Conference: Big Ten
Arena: Assembly Hall (17,357)

MEDIA INFORMATION

Basketball SID: Gregg Elkin
Office Phone: (812) 855-9399
Home Phone: (812) 330-0550
Fax: (812) 855-9401
Press Row Phone: (812) 855-2754

BASKETBALL INFORMATION

Head Coach: Bob Knight
Career Record: 659-235 (30 Years)
Record at IU: 557-185 (24 Years)
Office Phone: (812) 855-2238
Assistant Coaches: Dan Dakich, Norm Ellenberger, Ron Felling
1994-95 Record: 19-12
Conference Record: 11-7/T3rd
Lettermen Returning/Lost: 10/3
Starters Returning/Lost: 3/2
Series Record: IU leads 83-46

TOP RETURNEES


Name (Pos., Ht., Cl., Pts., Reb., Asst.)
 Brian Evans (F, 6-8, Sr., 17.4, 6.7, 3.3)
 Andrae Patterson (F, 6-8, So., 7.3, 3.9, 0.8)
 Neil Reed (G, 6-2, So., 5.9, 1.7, 2.8)

TOP NEWCOMERS


Name (Pos., Ht., Cl.)
 Lou Moore (F, 6-7, So.)
 Haris Mujezinovic (F, 6-9, Jr.)
 Chris Rowles (G, 6-1, So.)

Iowa

Jan. 13 in Madison, 3:30 p.m. CST
Feb. 28 in Iowa City, 7 p.m. CST



Coach
Davis



Andre
Woolridge

GENERAL INFORMATION

Location: Iowa City, IA
Founded: 1847
Enrollment: 27,000
President: Peter E. Nathan (interim)
Athletic Director: Bob Bowlsby
Nickname: Hawkeyes
Colors: Black and Gold
Conference: Big Ten
Arena: Carver Hawkeye Arena (15,500)

MEDIA INFORMATION

Basketball SID: Steve Roe
Office Phone: (319) 335-9411
Home Phone: (319) 339-0980
Fax: (319) 335-9417
Press Row Phone: (319) 335-7284

BASKETBALL INFORMATION

Head Coach: Tom Davis
Career Record: 458-250 (24 Years)
Record at UI: 184-100 (9 Years)
Office Phone: (319) 335-9444
Assistant Coaches: Gary Close, Rich Walker, Frank DiLeo
1994-95 Record: 21-12
Conference Record: 9-9/T7th
Lettermen Returning/Lost: 8/3
Starters Returning/Lost: 4/1
Series Record: UI leads 68-56

TOP RETURNÉES

Name (Pos., Ht., Cl., Pts., Reb., Asst.)
Chris Kingsbury (G, 6-5, Jr., 16.8, 2.7, 1.7)
Jess Settles (F, 6-7, Jr., 15.6, 6.2, 2.0)
Andre Woolridge (G, 6-1, Jr., 14.0, 2.5, 5.8)

TOP NEWCOMERS


Name (Pos., Ht., Cl.)
J.R. Koch (F, 6-10, Fr.)
Guy Rucker (C, 6-11, Fr.)

Michigan State

Jan. 17 in Madison, 7 p.m. CST
Feb. 24 in East Lansing, 11 a.m. CST



Coach
Izzo



Quinton
Brooks

GENERAL INFORMATION

Location: East Lansing, MI
Founded: 1855
Enrollment: 39,743
President: Peter McPherson
Athletic Director: Merritt J. Norvell
Nickname: Spartans
Colors: Green and White
Conference: Big Ten
Arena: Breslin Center (15,138)

MEDIA INFORMATION

Basketball SID: John Farina
Office Phone: (517) 355-2271
Home Phone: (517) 351-9062
Fax: (517) 355-9636
Press Row Phone: (517) 363-1626

BASKETBALL INFORMATION

Head Coach: Tom Izzo
Career Record: First year
Record at MSU: First year
Office Phone: (517) 355-1643
Assistant Coaches: Stan Joplin, Tom Crean, Brian Gregory
1994-95 Record: 22-6
Conference Record: 14-4/2nd
Lettermen Returning/Lost: 10/4
Starters Returning/Lost: 3/2
Series Record: MSU leads 49-46

TOP RETURNÉES

Name (Pos., Ht., Cl., Pts., Reb., Asst.)
Quinton Brooks (F, 6-7, Sr., 11.3, 5.2, 0.9)
Jamie Feick (C, 6-9, Sr., 9.9, 10.0, 1.0)
Jon Garavaglia (F, 6-9, Jr., 7.6, 5.1, 0.6)

TOP NEWCOMERS


Name (Pos., Ht., Cl.)
Jason Klein (G/F, 6-7, Fr.)
Morris Peterson (F, 6-6, Fr.)
Antonio Smith (F, 6-8, Fr.)

Northwestern

Jan. 20 in Evanston, 1:15 p.m. CST
 Feb. 21 in Madison, 6 p.m. CST



Coach
Byrdsong



Geno
Carlisle

GENERAL INFORMATION

Location: Evanston, IL
Founded: 1851
Enrollment: 7,400
President: Henry S. Bienen
Athletic Director: Rick Taylor
Nickname: Wildcats
Colors: Purple and White
Conference: Big Ten
Arena: Welsh-Ryan Arena (8,117)

MEDIA INFORMATION

Basketball SID: Brad Hurlbut
Office Phone: (708) 491-7503
Home Phone: TBA
Fax: (708) 491-8818
Press Row Phone: (708) 491-8852

BASKETBALL INFORMATION

Head Coach: Ricky Byrdsong
Career Record: 73-123 (7 Years)
Record at NU: 20-36 (2 Years)
Office Phone: TBA
Assistant Coaches: Paul Swanson, Shawn Parrish, Jamal Meeks
1994-95 Record: 5-22
Conference Record: 1-17/11th
Lettermen Returning/Lost: 7/5
Starters Returning/Lost: 2/3
Series Record: UW leads 87-54

TOP RETURNEES

Name (Pos., Ht., Cl., Pts., Reb., Asst.)
 Geno Carlisle (G, 6-2, So., 11.7, 2.8, 3.9)
 Brian Chamberlain (F, 6-7, Sr., 5.9, 5.7, 0.9)
 Craig Duerksen (G, 6-3, Sr., 5.6, 2.1, 1.4)

TOP NEWCOMERS

Name (Pos., Ht., Cl.)
 Nick Knapp (G, 6-5, Fr.)
 Matt Moran (F, 6-7, Fr.)
 Nate Pomeday (G, 6-3, Fr.)

Minnesota

Jan. 24 in Madison, 7 p.m. CST
 Feb. 17 in Minneapolis, 1:15 p.m. CST



Coach
Haskins



David
Grim

GENERAL INFORMATION

Location: Minneapolis, MN
Founded: 1851
Enrollment: 39,000
President: Nils Hasselmo
Athletic Director: Mark Dienhart
Nickname: Golden Gophers
Colors: Maroon and Gold
Conference: Big Ten
Arena: Williams Arena (14,300)

MEDIA INFORMATION

Basketball SID: Bill Crumley
Office Phone: (612) 625-4090
Home Phone: (612) 425-5886
Fax: (612) 625-0359
Press Row Phone: (612) 626-1308

BASKETBALL INFORMATION

Head Coach: Clem Haskins
Career Record: 252-197 (15 Years)
Record at UM: 151-124 (9 Years)
Office Phone: (612) 625-3085
Assistant Coaches: Milton Barnes, Bill Brown, Larry Davis
1994-95 Record: 19-12
Conference Record: 10-8/T5th
Lettermen Returning/Lost: 5/5
Starters Returning/Lost: 2/3
Series Record: UM leads 92-70

TOP RETURNEES

Name (Pos., Ht., Cl., Pts., Reb., Asst.)
 David Grim (F, 6-7, Sr., 5.2, 3.3, 1.2)
 Sam Jacobson (G/F, 6-6, So., 7.7, 4.8, 1.2)
 John Thomas (C, 6-9, Jr., 7.3, 4.6, 0.7)

TOP NEWCOMERS


Name (Pos., Ht., Cl.)
 Bobby Jackson (G, 6-1, Jr.)
 Courtney James (F, 6-8, Fr.)
 Quincy Lewis (G/F, 6-7, Fr.)

Ohio State

Jan. 31 in Columbus, 6:30 p.m. CST
Feb. 10 in Madison, 1:15 p.m. CST



Coach
Ayers



Rick
Yudt

GENERAL INFORMATION

Location: Columbus, OH
Founded: 1870
Enrollment: 49,542
President: Dr. E. Gordon Gee
Athletic Director: Andy Geiger
Nickname: Buckeyes
Colors: Scarlet and Gray
Conference: Big Ten
Arena: St. John Arena (13,276)

MEDIA INFORMATION

Basketball SID: Bob Goldring
Office Phone: (614) 292-6861
Home Phone: (614) 459-7823
Fax: (614) 292-8547 or 688-3011
Press Row Phone: (614) 292-1813

BASKETBALL INFORMATION

Head Coach: Randy Ayers
Career Record: 104-74 (6 Years)
Record at OSU: Same
Office Phone: (614) 292-0505
Assistant Coaches: Jerry Francis, Jene Davis, Randy Roth
1994-95 Record: 6-22
Conference Record: 2-16/10th
Lettermen Returning/Lost: 6/4
Starters Returning/Lost: 1/4
Series Record: OSU leads 71-51

TOP RETURNÉES


Name (Pos., Ht., Cl., Pts., Reb., Asst.)
Carlos Davis (G, 6-4, So., 5.3, 2.8, 3.1)
Rick Yudt (F, 6-7, Sr., 12.8, 4.3)

TOP NEWCOMERS


Name (Pos., Ht., Cl.)
Shaun Stonerook (F, 6-7, Fr.)
Damon Stringer (G, 5-11, Fr.)
Jermaine Tate (F, 6-8, Fr.)

Illinois

Feb. 3 in Urbana-Champaign, 7 p.m. CST



Coach
Henson



Kiwane
Garris

GENERAL INFORMATION

Location: Urbana-Champaign, IL
Founded: 1867
Enrollment: 36,000
President: James Stukel
Athletic Director: Ron Guenther
Nickname: Fighting Illini
Colors: Orange and Blue
Conference: Big Ten
Arena: Assembly Hall (16,450)

MEDIA INFORMATION

Basketball SID: Kent Brown
Office Phone: (217) 333-1391
Home Phone: (217) 384-6486
Fax: (217) 333-5540
Press Row Phone: (217) 333-1227

BASKETBALL INFORMATION

Head Coach: Lou Henson
Career Record: 645-318 (33 Years)
Record at UI: 405-211 (20 Years)
Office Phone: (217) 333-3400
Assistant Coaches: Dick Nagy, Jimmy Collins, Mark Bial
1994-95 Record: 19-12
Conference Record: 10-8/T5th
Lettermen Returning/Lost: 10/4
Starters Returning/Lost: 3/2
Series Record: UI leads 94-59

TOP RETURNÉES


Name (Pos., Ht., Cl., Pts., Reb., Asst.)
Kiwane Garris (G, 6-2, Jr., 15.9, 2.8, 3.8)
Jerry Hester (F, 6-6, Jr., 10.8, 4.8, 1.9)
Richard Keene (G, 6-6, Sr., 10.9, 3.8, 3.6)

TOP NEWCOMERS


Name (Pos., Ht., Cl.)
Ryan Blackwell (F, 6-8, Fr.)

Purdue

Feb. 7 in Madison, 7p.m. CST



Coach
Keady



Brandon
Brantley

GENERAL INFORMATION

Location: West Lafayette, IN
Founded: 1869
Enrollment: 34,484
President: Dr. Steven C. Beering
Athletic Director: Morgan Burke
Nickname: Boilermakers
Colors: Old Gold and Black
Conference: Big Ten
Arena: Mackey Arena (14,123)

MEDIA INFORMATION

Basketball SID: Steve Allen
Office Phone: (317) 494-3202
Home Office: (317) 463-7100
Fax: (317) 494-5447
Press Row Phone: (317) 494-6364

BASKETBALL INFORMATION

Head Coach: Gene Keady
Career Record: 360-161 (17 Years)
Record at PU: 322-142 (15 Years)
Office Phone: (317) 494-3214
Assistant Coaches: Bruce Weber, Frank Kendrick, Jay Price
1994-95 Record: 25-7
Conference Record: 15-3/1st
Lettermen Returning/Lost: 11/3
Starters Returning/Lost: 3/2
Series Record: PU leads 90-51

TOP RETURNÉES

Name (Pos., Ht., Cl., Pts., Reb., Asst.)
 Justin Jennings (F, 6-6, Sr., 6.2, 3.1, 0.4)
 Brad Miller (C, 6-11, So., 6.5, 4.3, 1.2)
 Porter Roberts (G, 6-3, Sr., 4.9, 4.0, 3.8)

TOP NEWCOMERS

Name (Pos., Ht., Cl.)
 Brian Cardinal (F, 6-8, Fr.)
 Luther Clay (F, 6-8, Fr.)
 Alan Eldridge (G, 6-1, Fr.)

Badger Road Headquarters

Nov. 20-22 Maui Inv.
 Maui Marriott
 100 Nohea Kai Dr.
 Lahaina, Maui, HI 96761
 (808) 667-1200

Jan. 31: Ohio State
 Hyatt on Capital Square
 75 E. State Street
 Columbus, OH 43205
 (614) 228-1234

Dec. 5: Wright State
 Marriott
 1414 S. Patterson Blvd.
 Dayton, OH 45409
 (513) 223-1000

Feb. 3: Illinois
 Radisson Suite
 101 Trade Center Dr.
 Champaign, IL 61820
 (217) 398-3400

Dec. 11: Providence
 Marriott
 Charles at Orms St.
 Providence, RI 02904
 (401) 272-2400

Feb. 17: Minnesota
 Marriott City Center
 30 S. 7th Street
 Minneapolis, MN 55402
 (612) 349-4000

Jan. 7: Penn State
 Nittany Lion Inn
 200 W. Park Ave.
 State College, PA 16803
 (814) 231-7500


Feb. 24: Michigan State
 Radisson
 111 N. Grand Ave.
 Lansing, MI 48933
 (517) 482-0188

Jan. 10: Indiana
 Holiday Inn
 1710 Kinser Pike
 Bloomington, IN 47401
 (812) 334-3252

Feb. 28: Iowa
 Holiday Inn
 210 S. Dubuque
 Iowa City, IA 52240
 (319) 337-4058

Jan. 20: Northwestern
 Northshore Hilton
 9599 Skokie Blvd.
 Skokie, IL 60077
 (708) 679-7000

March 9: Michigan
 Ann Arbor Sheraton
 3200 Boardwalk
 Ann Arbor, MI 48108
 (313) 996-0600



1994-95 Review

SEASON REVIEW

By Dan Meyer
UW Sports Information

Wisconsin finished the 1994-95 season with a 13-14 overall mark and a 7-11 slate in conference play. The Badgers were ninth in the Big Ten despite the fact they were just the eighth UW squad in the last 26 years to win seven league games. Wisconsin was 11-4 at the Field House, but just 2-10 away from home.


The season started with much promise for first-year head coach Stan Van Gundy, who took over for Stu Jackson after serving as Jackson's assistant for two years. The Badgers won their first four non-conference games, all at the UW Field House. Included in those four triumphs were wins over NCAA-bound Wisconsin-Green Bay and NIT-bound Texas Tech. Riding that four-game winning streak, Wisconsin hit the road for the first time (at Eastern Michigan) without center Rashard Griffith, who had injured his ankle in a practice. Despite a record scoring effort by Michael Finley, the Badgers were not able to recover from a 32-4 deficit at the start of the game. Finley tied a school record with 42 points, including 33 in the second half on 13-17 shooting.

A pair of home games against Wisconsin-Milwaukee and Loyola Marymount provided a brief respite as Van Gundy's squad moved to 6-1 with two road games left in the non-conference season. The two away games would provide a hint of the Badgers' future road woes. At Stanford, the Badgers couldn't slow guard Brevin Knight who went for 26 points, nine assists and five rebounds. After falling behind by 14 points at the half, Wisconsin would get no closer in the second half. Wisconsin closed the non-conference season with a 15-point loss at Marquette, halting a three-game

winning streak against its state rival. Despite holding the Golden Eagles to 33 percent shooting, the Badgers were only able to muster a 26.7 percent performance, including 6-32 (.188) from three-point range. Overshadowed in the defeat was a dominating 22-point, 16-rebound effort by Griffith in only 28 minutes of play.

The Big Ten season started with a home tilt against Michigan State. The Spartans boasted one of the nation's best backcourts with point guard Eric Snow and sharpshooter Shawn Respert, and that pair would be the difference in the Spartans' 78-64 win. After 28 minutes, Wisconsin was trailing by only three points. The Badgers were outscored 27-16 down the stretch, however, with 23 of those points accounted for by the Spartan guards.

Riding a three-game losing streak, the Badgers went to play Indiana in Assembly Hall where they had lost their last 16 contests. Despite those obstacles, Wisconsin showed its heart with a gutsy second-half comeback that fell just short in a 73-70 loss. Michael Finley went for 18 points and Griffith scored 12 points and added 11 rebounds in the second half to lead the Wisconsin



Michael Finley

charge. That intensity carried over to the next two games, an 81-59 thumping of Ohio State in Columbus and a 74-67 win at the Field House over Minnesota. Sophomore point guard Darnell Hoskins torched his home-state Buckeyes for 13 points and then fired in a career-high 18 points against the Gophers. Those games, along with his 15-point showing in the Badgers' 96-84 loss at Iowa in the following game, marked the most productive offensive stretch in the first-year starter's career.

A big moment in the Badgers' win over Minnesota came as Michael Finley drilled a first-half three-

pointer to break Danny Jones' all-time scoring record at Wisconsin. Jones had scored 1,854 points from 1986-90.

After a home loss to Penn State, the Badgers' postseason chances appeared in serious jeopardy as they owned an 8-7 overall record and a 2-4 mark in league play. Looking for a spark, Van Gundy turned to little-used senior forward Howard Moore. The crowd favorite got the first start of his career against Northwestern and keyed a 97-73 win. Moore set career highs with 11 points and eight rebounds while playing his trademark enthusiastic brand of defense.

The 62-58 loss at Michigan which followed was a blip on the screen as Wisconsin ran off three consecutive wins to boost its record to 12-8 overall and 6-5 in the Big Ten. Included in that winning skein were home wins over NCAA-bound teams Illinois and Michigan. Finley hit for 29 points against Michigan, boosting his career scoring average against the Wolverines to an impressive 22.8 points over eight games.

The schedule was not favorable to the Badgers down the stretch as they played three of the next four on the road and four of the last seven away from the UW Field House. After losing at Penn State, at home to Iowa and at Purdue and Minnesota, the UW beat Ohio State by 11 at home. Wisconsin, at 13-12 overall, needed to beat either Indiana at the Field House or Michigan State on the road to have a chance at the NIT. Despite 21 points from Finley and 11 boards by Griffith, the Badgers dropped a 72-70 decision to the Hoosiers, extending their losing streak against Indiana to 29 games.

Facing a must-win situation at Michigan State, Wisconsin ran into an emotional buzzsaw at the Breslin Center in East Lansing in the season finale. The MSU faithful were paying tribute to long-time coach Jud Heathcote who was coaching his final home game before his planned retirement. On that emotional high, the ninth-ranked Spartans cruised to a 97-72 victory. On a positive note,



Rashard Griffith

first-year guard Mosezell Peterson led the Badgers with 16 points, marking only the second time all year that someone other than Finley or Griffith led the team in scoring.

Certainly the outcome of the season was not what the team had hoped for, but there were a number of positive things that occurred which helped to even out the ledger. Finley left Wisconsin with a record 2,147 points, becoming the only Badger to score 500 points in three different seasons. He ranks 12th on the Big Ten's career scoring list (all games) and his 1,385 points in conference games puts him seventh in league history. He also became a first round draft choice when Phoenix took him with the 21st pick.

Griffith led the Big Ten in rebounding and blocked shots and finished second in field goal percentage. He was the first Badger to lead the Big Ten in rebounding since Joe Franklin in 1968. In just two seasons,

he became the school's all-time leader in blocked shots with 124 and ranks second on the school's field goal percentage list (.554). He also was drafted into the NBA by the Milwaukee Bucks with their first pick in the second round.

Even with Finley, Griffith and seniors Chris Conger, Brian Kelley, Andy Kilbride and Howard Moore gone, the 1995-96 Badgers return a group of players that made strides last season. Darnell Hoskins started all 27 games as a sophomore, averaging more than three assists per game. He set career highs for points (18) and rebounds (8) in a game, and was the top rebounding guard (3.1/game) on the squad.

Sean Daugherty saw action in 26 games, including five starts. He averaged 4.6 points and 3.8 rebounds per game as the Badgers' sixth man. Sean Mason was the leading scorer off the bench in his freshman season, posting 5.0 points in just 15 minutes per game. His shooting percentage was better from three-point range than from inside the arc. Peterson averaged better than a point every two minutes in limited action, providing a scoring lift off the bench. He hit double-figures in four games, scoring 47 points in 59 minutes in those four games.

If that established nucleus can continue to improve and new coach Dick Bennett can continue the recent trend of recruiting successes, fans of the Wisconsin men's basketball team may look back at this past season as the exception to postseason play, not the rule.

RESULTS

Date	Opponent	W-L	Score	Atten.	Overall Record	Big 10 Record	Top UW Scorer	Top UW Rebounder
Nov. 8	CROATIA NATIONALS	Exh.	81-62	11,348	—	—	Finley 25	Griffith 9
Nov. 20	MARATHON BASKETBALL	Exh.	91-73	11,350	—	—	Finley 24	Griffith 14
Nov. 26	WRIGHT STATE	W	86-63	11,500*	1-0	—	Kilbride 18	Finley 10
Nov. 30	UW-GREEN BAY	W	61-57	11,340	2-0	—	Griffith 21	Griffith 11
Dec. 3	TEXAS TECH	W	70-65	11,500*	3-0	—	Griffith 25	Griffith 10
Dec. 6	VALPARAISO	W	69-51	11,500*	4-0	—	Finley 28	Finley 7
Dec. 10	at Eastern Michigan	L	76-92	4,390	4-1	—	Finley 42	Finley 5
Dec. 14	UW-MILWAUKEE	W	90-64	11,200	5-1	—	Finley 23	Griffith 14
Dec. 23	LOYOLA-MARYMOUNT	W	75-60	10,752	6-1	—	Finley 17	Griffith 15
Dec. 27	at Stanford	L	78-95	7,219	6-2	—	Finley 19	Finley 10
Dec. 31	at Marquette	L	65-80	18,285	6-3	—	Griffith 22	Griffith 16
Jan. 4	MICHIGAN STATE (14)	L	64-78	11,500*	6-4	0-1	Griffith 20	Griffith 8
Jan. 7	at Indiana (21)	L	70-73	16,583	6-5	0-2	Finley 29	Griffith 16
Jan. 11	at Ohio State	W	81-59	10,128	7-5	1-2	Finley 23	Griffith 15
Jan. 14	MINNESOTA	W	74-67	11,500*	8-5	2-2	Finley 23	Finley, Griffith 8
Jan. 21	at Iowa	L	84-96	15,500*	8-6	2-3	Finley 24	Griffith 18
Jan. 26	PENN STATE	L	67-78	11,500*	8-7	2-4	Finley 27	Griffith 8
Jan. 28	NORTHWESTERN	W	97-73	11,500*	9-7	3-4	Finley 22	Griffith 14
Feb. 1	at Michigan	L	58-62	13,562*	9-8	3-5	Griffith 18	Griffith 13
Feb. 4	ILLINOIS	W	73-60	11,500*	10-8	4-5	Finley 27	Finley, Griffith 8
Feb. 11	MICHIGAN	W	70-65	11,500*	11-8	5-5	Finley 29	Griffith 6
Feb. 15	at Northwestern	W	70-56	7,410	12-8	6-5	Griffith 20	Griffith 15
Feb. 18	at Penn State	L	67-74	7,519*	12-9	6-6	Griffith 18	Griffith 8
Feb. 22	IOWA	L	77-84	11,500*	12-10	6-7	Finley 23	Griffith 10
Feb. 26	at Purdue (21)	L	56-66	14,123*	12-11	6-8	Griffith 29	Griffith 16
Feb. 28	at Minnesota	L	70-78	14,548*	12-12	6-9	Griffith 25	Griffith 11
Mar. 4	OHIO STATE	W	80-69	11,500*	13-12	7-9	Griffith 14	Griffith 9
Mar. 8	INDIANA	L	70-72	11,500*	13-13	7-10	Finley 21	Griffith 11
Mar. 11	at Michigan State (9)	L	72-97	15,138*	13-14	7-11	Peterson 16	Griffith 11

* - Sellout

Associated Press rankings in parentheses.

STATISTICS

OVERALL Record: 13-14 Home: 11-4 Away: 2-10

PLAYER	G-GS	MP-AVG	FG-FGA	PCT	3P-3PA	PCT	FT-FTA	PCT	Off-Def	REB	AVG	PF-D	AT	TO	BK	ST	PTS	AVG
Finley	27-27	1000-37.0	178-470	.379	58-204	.284	140-181	.773	39-102	141	5.2	73-1	108	80	15	52	554	20.5
Griffith	26-26	756-29.1	167-295	.566	0-0	.000	113-195	.579	76-205	281	10.8	69-3	21	76	58	11	447	17.2
Kilbride	25-25	707-28.3	57-152	.375	54-134	.403	18-26	.692	10-41	51	2.0	89-3	49	43	0	19	186	7.4
Hoskins	27-27	798-29.6	55-142	.387	18-49	.367	55-71	.775	15-70	85	3.1	77-4	92	80	2	32	183	6.8
Mason	25-0	382-15.3	41-122	.336	21-62	.339	23-39	.590	10-39	49	2.0	53-2	20	51	6	10	126	5.0
Daugherty	26-5	398-15.3	43-123	.350	13-47	.277	20-34	.588	43-56	99	3.8	61-1	13	33	8	11	119	4.6
Kelley	27-15	498-18.4	52-116	.448	3-7	.429	15-37	.405	39-52	91	3.4	71-1	15	36	3	15	122	4.5
Peterson	18-0	129-7.2	21-57	.368	13-36	.361	12-17	.706	8-12	20	1.1	18-1	4	2	1	2	67	3.7
Roberts	10-2	186-18.6	12-35	.343	4-16	.250	9-12	.750	5-21	26	2.6	11-0	8	9	0	4	37	3.7
Nwachukwu	27-0	291-10.8	22-49	.449	0-0	.000	26-55	.473	43-33	76	2.8	41-0	0	13	4	5	70	2.6
Moore	21-8	178-8.5	20-37	.541	0-0	.000	6-10	.600	17-26	43	2.0	33-0	10	16	5	10	46	2.2
Conger	10-0	19-1.9	2-3	.667	2-3	.667	1-2	.500	0-1	1	0.1	4-0	1	1	0	1	7	0.7
Coleman	10-0	25-2.5	2-6	.333	0-0	.000	2-6	.333	2-6	8	0.8	7-0	0	4	1	0	6	0.6
Carlin	7-0	16-2.3	0-4	.000	0-3	.000	0-2	.000	1-5	6	0.9	1-0	2	1	0	0	0	0.0
Vraney	1-0	1-1.0	0-0	.000	0-0	.000	0-0	.000	0-0	0	0.0	0-0	0	0	0	0	0	0.0
team										85				3				
Wisconsin	27-27	5384	672-1611	.417	186-561	.332	440-687	.640	308-669	1062	39.3	608	343	448	103	172	1970	73.0
Opponents	27-27	5384	661-1612	.410	140-441	.317	472-696	.678	347-714	1061	39.3	587	328	428	86	181	1934	71.6

Score by Halves	1	2	Total
Wisconsin	905	1065	1970
Opponents	873	1061	1934

BIG TEN Record: 7-11 Home: 5-4 Away: 2-7

PLAYER	G-GS	MP-AVG	FG-FGA	PCT	3P-3PA	PCT	FT-FTA	PCT	Off-Def	REB	AVG	PF-D	AT	TO	BK	ST	PTS	AVG
Finley	18-18	667-37.1	116-294	.395	35-121	.289	99-123	.805	21-62	83	4.6	50-1	71	56	11	34	366	20.3
Griffith	18-18	543-30.2	115-215	.535	0-0	.000	78-136	.574	54-147	201	11.2	45-1	16	55	44	6	308	17.1
Hoskins	18-18	530-29.4	42-95	.442	16-38	.421	41-50	.820	10-47	57	3.2	51-2	64	40	0	20	141	7.8
Kilbride	18-18	522-29.0	41-109	.376	40-99	.404	13-16	.813	4-32	36	2.0	61-1	37	31	0	13	135	7.5
Mason	17-0	277-16.3	27-85	.318	12-40	.300	15-25	.600	4-32	36	2.1	34-0	17	35	3	8	81	4.8
Peterson	15-0	122-8.1	20-53	.377	12-34	.353	10-13	.769	8-12	20	1.3	16-1	4	2	1	2	62	4.1
Kelley	18-6	328-18.2	30-72	.417	1-1	1.000	10-20	.500	25-27	52	2.9	47-0	8	23	2	9	71	3.9
Daugherty	17-4	230-13.5	18-65	.277	2-18	.111	14-25	.560	27-31	58	3.4	39-1	8	18	4	5	52	3.1
Moore	17-8	159-9.4	18-34	.529	0-0	.000	6-10	.600	15-22	37	2.2	31-0	10	16	5	7	42	2.5
Nwachukwu	18-0	155-8.6	10-25	.400	0-0	.000	10-24	.417	25-12	37	2.1	30-0	0	8	2	2	30	1.7
Roberts	2-0	16-8.0	1-4	.250	0-0	.000	0-0	.000	1-0	1	0.5	3-0	1	2	0	0	2	1.0
Conger	8-0	15-1.9	2-2	1.000	2-2	1.000	1-2	.500	0-0	0	0.0	0-0	0	1	0	1	7	0.9
Coleman	7-0	13-1.9	1-3	.333	0-0	.000	1-3	.333	0-3	3	0.4	2-0	0	0	1	0	3	0.4
Carlin	5-0	6-1.2	0-3	.000	0-2	.000	0-2	.000	1-1	2	0.4	1-0	0	1	0	0	0	0.0
Vraney	1-0	1-1.0	0-0	.000	0-0	.000	0-0	.000	0-0	0	0.0	0-0	0	0	0	0	0	0.0
team										53				2				
Wisconsin	18	3584	441-1059	.416	120-355	.338	298-449	.664	195-428	676	37.6	410	236	290	73	107	1300	72.2
Opponents	18	3584	444-1062	.418	90-276	.326	329-471	.699	228-475	703	39.1	388	228	278	57	116	1307	72.6

Score by Halves	1	2	Total
Wisconsin	615	685	1300
Opponents	589	718	1307

Overall Attendance

Site	G	Total	Average
Home	15	171,292	11,419
Away	12	144,405	12,034
Total	27	315,697	11,692

POINTS-REBOUNDS-ASSISTS

Opponent	Cole.	Cong.	Daugh.	Finley	Griff.	Hosk.	Kelley	Kilb.	Mason	Moore	Nwa.	Peter.
Wright State	1-4-0	DNP	12-6-2	15-10-5	9-0-0	3-5-4	7-8-1	18-2-2	2-2-0	2-3-0	11-5-0	2-0-0
UW-Green Bay	DNP	DNP	2-2-1	11-6-3	21-11-3	11-5-1	7-3-2	6-2-0	0-0-0	DNP	0-0-0	DNP
Texas Tech	DNP	DNP	2-3-0	23-4-4	25-10-0	6-4-4	5-2-1	0-3-1	3-2-0	DNP	4-5-0	DNP
Valparaiso	DNP	DNP	8-3-0	28-7-4	10-5-0	4-3-3	2-3-0	1-0-5	3-2-1	DNP	5-6-0	DNP
@E. Michigan	0-1-0	0-0-0	3-3-0	42-5-2	DNP	6-1-1	4-4-0	6-0-1	7-3-0	0-1-1	8-4-0	DNP
UW-Milwaukee	2-0-0	0-1-1	14-7-0	23-3-3	18-14-0	4-2-6	4-9-0	12-1-2	DNP	2-2-0	4-4-0	DNP
Loyola Mary.	DNP	DNP	8-6-0	17-7-7	16-15-1	6-3-2	4-1-1	DNP	14-2-1	0-0-0	4-9-0	DNP
@Stanford	DNP	DNP	13-6-1	19-10-7	18-9-1	0-0-2	11-4-1	DNP	9-1-0	DNP	0-1-0	3-0-0
@Marquette	DNP	DNP	5-5-1	10-6-2	22-16-0	2-5-5	7-5-1	8-7-1	7-1-1	DNP	4-5-0	0-0-0
Mich. State	DNP	DNP	4-4-1	18-6-3	20-8-2	6-4-2	3-2-0	5-1-5	3-1-1	DNP	5-3-0	DNP
@Indiana	DNP	DNP	3-5-0	29-1-2	14-16-1	5-3-2	2-2-1	8-3-3	7-3-1	0-1-0	0-0-0	DNP
@Ohio State	0-1-0	1-0-0	5-1-1	23-5-3	16-15-2	13-4-5	6-6-0	6-1-1	2-2-1	6-3-0	3-2-0	0-1-0
Minnesota	DNP	0-0-0	4-3-1	23-8-3	9-8-1	18-5-4	9-3-1	9-1-2	0-3-0	2-2-1	0-1-0	DNP
@Iowa	DNP	DNP	0-0-0	24-5-5	18-18-0	15-3-3	4-2-0	9-1-6	2-0-3	2-2-1	0-0-0	10-2-0
Penn State	0-1-0	DNP	0-3-0	27-8-1	10-4-3	9-0-4	2-2-0	13-1-3	0-3-1	4-5-1	2-6-0	0-0-0
Northwestern	1-1-0	0-0-0	13-6-0	22-2-6	14-14-1	7-1-5	4-2-0	7-3-1	4-1-0	11-8-0	3-6-0	11-4-0
@Michigan	DNP	DNP	7-4-0	10-1-3	18-13-1	2-4-0	2-1-0	6-3-2	13-5-0	0-0-0	0-1-0	0-0-0
Illinois	0-0-0	0-0-0	2-3-0	27-8-9	16-8-1	7-3-3	5-6-0	9-1-0	5-1-2	0-1-1	2-1-0	0-2-1
Michigan	DNP	DNP	0-2-2	29-3-1	22-6-0	4-3-1	0-1-0	4-2-3	9-3-0	0-2-2	2-2-0	0-0-0
@Northwestern	0-0-0	0-0-0	0-4-0	18-2-6	20-15-1	4-7-3	8-4-0	5-2-1	6-6-1	3-2-0	0-1-0	6-4-1
@Penn State	DNP	DNP	0-1-0	16-4-4	18-8-1	5-4-6	0-5-2	12-3-3	8-0-2	2-1-0	0-1-0	6-1-0
Iowa	DNP	DNP	DNP	23-5-7	18-10-0	8-1-3	6-3-0	3-1-2	2-5-1	7-3-1	7-3-0	3-1-0
@Purdue	DNP	DNP	4-4-0	9-2-1	29-16-1	2-3-4	4-2-2	0-4-2	6-0-2	2-0-1	0-2-0	0-0-0
@Minnesota	DNP	0-0-0	4-6-0	20-4-2	25-11-0	5-8-5	0-1-1	15-5-2	DNP	1-4-2	0-1-0	0-1-0
Ohio State	0-0-0	3-0-0	4-6-2	12-5-9	14-9-0	13-1-4	6-2-0	9-2-0	6-1-0	0-0-0	3-2-0	10-2-1
Indiana	DNP	DNP	2-6-1	21-6-3	18-11-1	8-4-4	6-4-0	15-1-1	0-0-0	0-1-0	0-2-0	0-1-0
@Mich. State	2-0-0	3-0-0	0-0-0	15-8-3	9-11-0	10-3-2	4-4-1	0-1-0	8-2-2	2-2-0	3-3-0	16-1-1

Individual Superlatives

Points in a Game	42 — Michael Finley at Eastern Michigan
Points in a Half	33 — Michael Finley at Eastern Michigan
Field Goals Made	17 — Michael Finley at Eastern Michigan
Field Goals Attempted	31 — Michael Finley at Eastern Michigan
Field Goal% (Min. 10 FGA)	.800 — Rashard Griffith (8-10) at Penn State
3-Pt. Field Goals Made	7 — Michael Finley at Eastern Michigan
3-Pt. Field Goals Attempted	16 — Michael Finley at Eastern Michigan
3-Pt. Field Goal% (Min. 6 3PA)	.667 — Andy Kilbride (4-6) vs. UW-Milw.; Michael Finley (4-6) vs. N'western
Free Throws Made	15 — Michael Finley vs. Michigan
Free Throws Attempted	17 — Michael Finley vs. Michigan
Free Throw% (Min. 10 FTA)	.882 — Michael Finley (15-17) vs. Michigan
Rebounds	18 — Rashard Griffith at Iowa
Assists	9 — Michael Finley (twice)
Blocked Shots	6 — Rashard Griffith (twice)
Steals	4 — Hoskins vs. Texas Tech; Finley (5 times)

GAME-BY-GAME STATISTICS

	FG-FGA	PCT.	3P-3PA	PCT.	FT-FTA	PCT.	Rebounds		PF	A	TO	BK	ST	PTS
							O-D-T							
Wright State	23-57	.404	8-23	.348	9-28	.321	15-27-42	32	9	22	2	7	63	
@Wisconsin	27-63	.429	8-27	.296	24-47	.511	20-32-52	21	15	14	4	9	86	
UW-Green Bay	21-50	.420	6-14	.429	9-10	.900	1-19-20	20	11	12	1	4	57	
@Wisconsin	20-41	.488	4-12	.333	17-25	.680	6-28-34	17	10	20	1	2	61	
Texas Tech	24-72	.333	3-19	.158	14-20	.700	20-23-43	23	10	15	4	9	65	
@Wisconsin	24-56	.429	5-16	.313	17-25	.680	12-32-44	19	10	21	6	7	70	
Valparaiso	18-45	.400	8-19	.421	7-10	.700	5-19-24	20	12	18	2	2	51	
@Wisconsin	23-52	.442	10-25	.400	13-18	.722	14-22-36	17	13	15	2	7	69	
@E. Michigan	28-55	.509	8-18	.444	28-40	.700	14-35-49	16	12	18	9	13	92	
Wisconsin	29-73	.397	12-35	.342	6-11	.545	11-18-29	30	4	21	1	8	76	
UW-Milwaukee	25-71	.352	5-19	.263	9-18	.500	17-24-41	25	3	19	0	6	64	
@Wisconsin	32-63	.508	9-19	.474	17-34	.500	16-35-51	18	15	18	4	10	90	
Loyola Mary.	23-67	.343	4-21	.190	10-18	.556	14-29-43	23	11	22	3	9	60	
@Wisconsin	28-68	.412	4-19	.211	15-27	.556	15-35-50	20	13	17	5	9	75	
@Stanford	30-58	.517	2-9	.222	33-42	.786	9-24-33	18	17	9	2	6	95	
Wisconsin	28-61	.459	8-20	.400	14-21	.667	14-22-36	30	16	17	2	5	78	
@Marquette	25-75	.333	6-23	.261	24-39	.615	24-39-63	22	15	15	6	9	80	
Wisconsin	20-75	.267	6-32	.188	19-30	.633	20-34-54	27	11	15	5	8	65	
Michigan State	28-57	.491	3-8	.375	19-22	.864	8-27-35	18	9	14	3	4	78	
@Wisconsin	23-56	.411	6-23	.261	12-22	.545	9-22-31	23	14	15	3	6	64	
@Indiana	30-61	.492	1-10	.100	12-18	.667	8-30-38	16	17	16	7	7	73	
Wisconsin	25-63	.397	8-22	.364	12-19	.632	11-27-38	20	11	16	3	9	70	
@Ohio State	16-59	.271	3-12	.250	24-38	.632	19-18-37	23	9	16	1	4	59	
Wisconsin	29-57	.509	5-12	.417	18-28	.643	13-32-45	29	13	20	2	4	81	
Minnesota	26-73	.356	6-29	.207	9-15	.600	20-26-46	31	9	19	3	11	67	
@Wisconsin	22-46	.478	8-19	.421	22-36	.611	8-28-36	20	13	23	2	5	74	
@Iowa	24-55	.436	8-21	.381	40-52	.769	12-23-35	25	13	14	3	14	96	
Wisconsin	27-56	.482	11-21	.524	19-25	.760	9-29-38	32	18	25	5	6	84	
Penn State	24-49	.490	6-17	.353	24-31	.774	8-31-39	21	16	21	2	8	78	
@Wisconsin	24-69	.348	6-24	.250	13-21	.619	17-19-36	22	13	15	4	11	67	
Northwestern	20-63	.317	5-16	.313	28-34	.824	16-32-48	24	9	24	5	3	73	
@Wisconsin	34-83	.410	8-19	.421	21-33	.636	23-28-51	26	13	11	6	8	97	
@Michigan	23-52	.442	0-5	.000	16-25	.640	14-24-38	22	8	18	7	13	62	
Wisconsin	17-50	.340	8-22	.364	16-25	.640	15-20-35	20	10	22	2	4	58	
Illinois	25-66	.379	0-9	.000	10-13	.769	13-16-29	19	9	10	0	4	60	
@Wisconsin	24-46	.522	8-17	.471	17-24	.708	8-28-36	19	17	16	7	5	73	
Michigan	25-57	.439	2-10	.200	13-20	.650	16-20-36	27	10	16	3	8	65	
@Wisconsin	18-44	.409	4-10	.400	30-35	.857	8-20-28	21	9	18	7	6	70	
@Northwestern	20-59	.339	4-14	.286	12-20	.600	9-30-39	23	12	14	3	3	56	
Wisconsin	26-66	.394	2-13	.154	16-29	.552	19-33-52	20	13	11	8	6	70	
@Penn State	22-48	.458	11-22	.500	19-26	.731	4-28-32	11	17	11	2	8	74	
Wisconsin	26-58	.448	10-22	.455	5-7	.714	5-26-31	22	18	13	4	4	67	

	FG-FGA	PCT.	3P-3PA	PCT.	FT-FTA	PCT.	Rebounds		PF	A	TO	BK	ST	PTS
							O-D-T							
Iowa	26-64	.406	10-26	.385	22-31	.710	17-21-38	19	9	15	1	9	84	
@Wisconsin	31-54	.574	5-18	.278	10-21	.476	8-24-32	22	14	19	5	6	77	
@Purdue	22-57	.386	1-11	.091	21-32	.656	14-28-42	21	13	11	5	4	66	
Wisconsin	21-56	.375	1-15	.067	13-18	.722	10-26-36	26	13	16	1	2	56	
@Minnesota	25-62	.403	6-18	.333	22-32	.688	15-31-46	21	18	10	4	4	78	
Wisconsin	22-60	.367	9-27	.333	17-25	.680	13-28-41	25	12	15	2	3	70	
Ohio State	25-57	.439	6-13	.462	13-16	.813	12-20-32	26	17	19	1	6	69	
@Wisconsin	25-57	.439	8-26	.308	22-30	.733	15-18-33	19	16	14	4	9	80	
Indiana	28-54	.519	7-11	.636	9-17	.529	8-29-37	19	11	17	5	1	72	
@Wisconsin	21-65	.323	5-18	.278	23-26	.885	15-22-37	21	10	9	4	7	70	
@Michigan State	35-69	.507	11-24	.458	16-29	.552	15-41-56	22	22	13	2	5	97	
Wisconsin	26-73	.356	8-27	.296	12-25	.480	14-26-40	23	9	12	3	6	72	

1994-95 Team Highs and Lows

WISCONSIN	HIGH	LOW
Points	97 vs. Northwestern	56 at Purdue
Winning Margin	24 (97-73) vs. Northwestern	4 (61-57) vs. UW-Green Bay
Field Goals	34 vs. Northwestern	17 at Michigan
Field Goal Attempts	83 vs. Northwestern	41 vs. UW-Green Bay
Field Goal Percentage574 (31-54) vs. Iowa267 (20-75) at Marquette
3-Pt. Field Goals	12 at Eastern Michigan	1 at Purdue
3-Pt. Field Goal Attempts	35 at Eastern Michigan	10 vs. Michigan
3-Pt. Field Goal Pct. (min. 8 att)524 (11-21) at Iowa067 at Purdue
Free Throws	30 vs. Michigan	5 at Penn State
Free Throw Attempts	47 vs. Wright State	7 at Penn State
Free Throw Pct. (min. 12 att)885 (23-26) vs. Indiana476 (10-21) vs. Iowa
Rebounds	54 at Marquette	28 vs. Michigan
Personal Fouls	32 at Iowa	17, twice
Assists	18, twice	4 at Eastern Michigan
Turnovers	25 at Iowa	9 vs. Indiana
Blocked Shots	8 at Northwestern	1, three times
Steals	11 vs. Penn State	2, twice

OPPONENT	HIGH	LOW
Points	97 by Michigan State (2)	51 by Valparaiso
Winning Margin	25 (97-72) by Michigan State (2)	2 (72-70) by Indiana (2)
Field Goals	35 by Michigan State (2)	16 by Ohio State (1)
Field Goal Attempts	75 by Marquette	45 by Valparaiso
Field Goal Percentage519 (28-54) by Indiana (2)271 (16-59) by Ohio State
3-Pt. Field Goals	11 by two teams	0 by two teams
3-Pt. Field Goal Attempts	29 by Minnesota (1)	5 by Michigan (1)
3-Pt. Field Goal Pct. (min. 8 att)636 (7-11) by Indiana (2)000 (0-9) by Illinois
Free Throws	40 by Iowa (1)	7 by Valparaiso
Free Throw Attempts	52 by Iowa (1)	10 by two teams
Free Throw Pct. (min. 12 att)864 (19-22) by Michigan State (1)321 (9-28) by Wright State
Rebounds	63 by Marquette	20 by UW-Green Bay
Personal Fouls	32 by Wright State	11 by Penn State (2)
Assists	22 by Michigan State (2)	3 by UW-Milwaukee
Turnovers	24 by Northwestern (1)	9 by Stanford
Blocked Shots	9 by Eastern Michigan	0 by two teams
Steals	14 by Iowa (1)	1 by Indiana (2)

MISCELLANEOUS STATISTICS

Wisconsin's Record When ...

Situation	1994-95
When ahead at halftime	12-2
When tied at halftime	0-0
When behind at halftime	1-12
When shooting 50% or better from the field	3-1
When shooting less than 50% from the field	10-13
When shooting better than opponent from the field	11-2
When shooting same or worse than opponent from the field	2-12
When holding opponents to 50% or less from the field	13-10
When outrebounding opponents	11-2
When tied or outrebounded	2-12
When committing more turnovers	6-9
When committing same or less turnovers	7-5
When scoring less than 70 points	2-6
When scoring 70-79 points	7-7
When scoring 80 or more points	4-1
When holding opponents to 70 points or less	11-2
In games decided by five points or less	3-3
In games decided by 6-10 points	1-4
In games decided by 11-19 points	5-6
In games decided by 20 or more points	4-1
In overtime games	0-0

Margins of Victory and Defeat

Margin	1	2	3	4	5	6	7	8	9	10	11	12	13	14	15	16	17	18	19	20	21	22	23	24	25+
Wins				1	2		1				1		1	1	1			1				1	1	1	1
Losses		1	1	1				2	1		1	1	1		1	1	1								1

Average Margins

Victories: 14.4 (13 wins by 187 points)

Defeats: 10.8 (14 losses by 151 points)

Individual Categories

Double-figure scoring games: Daugherty (4), Finley (26), Griffith (23), Hoskins (6), Kelley (1), Kilbride (6), Mason (2), Nwachukwu (1), Peterson (4), Moore (1)

40-point scoring games: Finley (1)

30-point scoring games: none

20-point scoring games: Finley (14), Griffith (7)

Double-figure rebounding games: Finley (2), Griffith (16)

Double-figure scoring & rebounding games: Finley (2), Griffith (15)

Games leading UW in scoring: Finley (15), Griffith (10), Kilbride (1), Peterson (1)

Games leading UW in rebounding: Finley (5), Griffith (20), Finley/Griffith (2)

Bench scoring average: 17.6 (474 points in 27 games)

BIG TEN REVIEW

1994-95 Standings



**BIG TEN
CONFERENCE**

	Big Ten			Overall		
	W	L	PCT	W	L	PCT
1. Purdue	15	3	.833	25	7	.781
2. Michigan State	14	4	.778	22	6	.786
3. Indiana	11	7	.611	19	12	.613
Michigan	11	7	.611	17	14	.548
5. Illinois	10	8	.556	19	12	.613
Minnesota	10	8	.556	19	12	.613
7. Penn State	9	9	.500	21	11	.656
Iowa	9	9	.500	21	12	.636
9. Wisconsin	7	11	.389	13	14	.481
10. Ohio State	2	16	.111	6	22	.214
11. Northwestern	1	17	.056	5	22	.185

Media All-Big Ten Team

First Team

Shawn Respert, Michigan State
 Alan Henderson, Indiana
 Cuonzo Martin, Purdue
Rashard Griffith, Wisconsin
 John Amaechi, Penn State

Second Team

Michael Finley, Wisconsin
 Eric Snow, Michigan State
 Ray Jackson, Michigan
 Voshon Lenard, Minnesota
 Chris Kingsbury, Iowa

Third Team

Kiwane Garris, Illinois
 Jess Settles, Iowa
 Brian Evans, Indiana
 Andre Woolridge, Iowa
 Townsend Orr, Minnesota

Honorable Mention

Shelly Clark, Illinois; Jimmy King, Maurice Taylor, Michigan; Jamie Feick, Michigan State; Jayson Walton, Minnesota; Doug Etzler, Antonio Watson, Ohio State; Glenn Sekunda, Penn State; Matt Waddell, Purdue.

Player of the Year: Shawn Respert, Michigan State

Freshman of the Year: Maurice Taylor, Michigan

Coach of the Year: Gene Keady, Purdue

Coaches' All-Big Ten Team

First Team

Shawn Respert, Michigan State
 Alan Henderson, Indiana
 Cuonzo Martin, Purdue
Michael Finley, Wisconsin
 John Amaechi, Penn State

Second Team

Rashard Griffith, Wisconsin
 Eric Snow, Michigan State
 Ray Jackson, Michigan
 Voshon Lenard, Minnesota
 Kiwane Garris, Illinois

Third Team

Jess Settles, Iowa
 Brian Evans, Indiana
 Townsend Orr, Minnesota
 Jamie Feick, Michigan State
 Jimmy King, Michigan

Honorable Mention

Shelly Clark, Illinois; Andre Woolridge, Iowa; Jayson Walton, Minnesota; Doug Etzler, Ohio State; Porter Roberts, Matt Waddell, Purdue.

Player of the Year: Shawn Respert, Michigan State

Freshman of the Year: Maurice Taylor, Michigan

Defensive Player of the Year: Eric Snow, Michigan State

GAME SUMMARIES

1

Wisconsin 86 Wright State 63

Nov. 26, 1994 — Madison, WI

Andy Kilbride drilled all five of his three-point attempts in the second half as the Badgers opened their 1994-95 campaign with an 86-63 win over Wright State. It was the Badgers' 25th win in their last 28 home openers. Michael Finley added 15 points, 10 rebounds and five assists. The Badgers shot 42.9 percent from the field and missed 23 free throws but the Raiders hit only 40.4 percent from the floor and made just nine of 28 charity tosses.

WSU	FG	3PT	FT	RB	PTS	AS	ST	MIN
Herriman, f	3-7	0-1	0-7	9	6	1	2	34
Conner, f	3-7	1-3	2-2	2	9	2	0	14
Potapenko, c	4-4	0-0	2-5	3	10	1	0	16
Welch, g	5-7	4-5	1-2	5	15	4	1	35
Martinez, g	1-6	1-5	1-2	7	4	0	0	23
Ramey	2-4	0-0	0-1	1	4	0	0	13
Smith	0-0	0-0	0-0	2	0	0	0	8
Johnson	3-7	1-3	2-4	1	9	0	1	16
Woods	2-9	1-2	0-1	2	5	1	2	16
Brann	0-3	0-3	0-0	1	0	0	0	10
Neal	0-2	0-0	0-0	0	0	0	0	11
Burton	0-0	0-0	1-4	2	1	0	1	3
Watkins	0-1	0-1	0-0	0	0	0	0	2
team				7				
TOTALS	23-57	8-23	9-28	42	63	9	7	200
	.404	.348	.321					

WISCONSIN	FG	3PT	FT	RB	PTS	AS	ST	MIN
Kelley, f	3-5	0-0	1-4	8	7	1	3	25
Finley, f	5-16	1-8	4-5	10	15	5	2	32
Griffith, c	4-5	0-0	1-5	0	9	0	0	10
Hoskins, g	1-5	0-1	1-2	5	3	4	1	31
Kilbride, g	5-9	5-8	3-5	2	18	2	1	32
Daugherty	4-12	2-7	2-2	6	12	2	1	20
Roberts	0-3	0-3	4-6	5	4	1	0	15
Nwachukwu	3-3	0-0	5-10	5	11	0	0	13
Mason	1-1	0-0	0-2	2	2	0	0	8
Moore	1-2	0-0	0-0	3	2	0	1	7
Coleman	0-0	0-0	1-2	4	1	0	0	3
Peterson	0-2	0-0	2-4	0	2	0	0	3
Carlin	0-0	0-0	0-0	0	0	0	0	2
team				2				
TOTALS	27-63	8-27	24-47	52	86	15	9	200
	.429	.296	.511					

WSU	23	40	—	63
Wisconsin	36	50	—	86
Attendance:	11,500 (sellout)			

2

Wisconsin 61 UW-Green Bay 57

Nov. 30, 1994 — Madison, WI

Wisconsin got a tremendous defensive effort in the first half, built a 17-point second-half lead and held on for a 61-57 victory over UW-Green Bay. Rashard Griffith scored 21 points and pulled down 11 rebounds, while Michael Finley and Darnell Hoskins added 11 points apiece. Ben Berlowski led the Phoenix with 18 points. Wisconsin held UW-Green Bay to just 18 points on 24 percent field-goal shooting in the first half and led 28-18 at the intermission. The Badgers outrebounded UWGB by a 34-20 margin.

UWGB	FG	3PT	FT	RB	PTS	AS	ST	MIN
Grzesk, f	4-9	0-0	2-3	4	10	1	1	37
Nordgaard, f	7-15	0-0	1-1	5	15	1	1	39
Westlake, c	3-7	1-3	2-2	1	9	2	0	33
Jackson, g	0-4	0-2	0-0	1	0	2	1	22
Stevens, g	0-1	0-1	0-0	0	0	0	0	12
Berlowski	5-11	4-7	4-4	5	18	2	1	34
Olm	2-3	1-1	0-0	3	5	3	0	23
Wade	0-0	0-0	0-0	0	0	0	0	1
team				1				
TOTALS	21-50	6-14	9-10	20	57	11	4	200
	.420	.429	.900					

WISCONSIN	FG	3PT	FT	RB	PTS	AS	ST	MIN
Finley, f	2-12	1-5	6-6	6	11	3	1	33
Kelley, f	3-6	0-1	1-2	3	7	2	0	23
Griffith, c	9-13	0-0	3-7	11	21	3	0	36
Hoskins, g	4-5	1-2	2-2	5	11	1	0	36
Kilbride, g	2-2	2-2	0-0	2	6	0	1	31
Daugherty	0-2	0-1	2-2	2	2	1	0	10
Roberts	0-1	0-1	3-4	2	3	0	0	18
Mason	0-0	0-0	0-0	0	0	0	0	4
Nwachukwu	0-0	0-0	0-2	0	0	0	0	9
team				3				
TOTALS	20-41	4-12	17-25	34	61	10	2	200
	.488	.333	.680					

UWGB	18	39	—	57
Wisconsin	28	33	—	61
Attendance:	11,340			

3

Wisconsin 70 Texas Tech 65

Dec. 3, 1994 — Madison, WI

Rashard Griffith had seven dunks on the way to scoring 25 points and the Badgers held off Texas Tech down the stretch to gain a 70-65 victory. Michael Finley added 23 points for Wisconsin, which had a 13-point lead with 6:39 left before the Red Raiders trimmed the margin to three with three minutes left to play. But four Finley free throws and a Sean Daugherty layup helped secure the win. Jason Sasser registered 17 points for Texas Tech, which was held to just 33 percent from the field, including 3-for-19 three-point shooting.

TEXAS TECH	FG	3PT	FT	RB	PTS	AS	ST	MIN
Sasser, f	7-18	0-4	3-4	6	17	0	2	35
Davis, f	4-17	1-7	4-6	10	13	2	2	28
Ham, c	7-14	0-0	0-1	7	14	0	2	28
Smith, g	2-9	1-5	3-4	5	8	4	1	33
Hughes, g	3-7	0-1	2-2	5	8	1	1	25
Hamm	1-3	1-1	0-0	3	3	2	0	23
Cooper	0-0	0-0	0-0	0	0	0	1	5
Carr	0-2	0-1	2-3	0	2	1	0	12
Collins	0-0	0-0	0-0	0	0	0	0	3
Battie	0-1	0-0	0-0	2	0	0	0	4
Lloyd	0-1	0-0	0-0	1	0	0	0	3
team				4				
TOTALS	24-72	3-19	14-20	43	65	10	9	200
	.333	.158	.700					

WISCONSIN	FG	3PT	FT	RB	PTS	AS	ST	MIN
Kelley, f	2-4	1-3	0-2	2	5	1	0	21
Finley, f	7-22	3-9	6-8	4	23	4	1	37
Griffith, c	8-9	0-0	9-13	10	25	0	1	33
Hoskins, g	2-4	0-0	2-2	4	6	4	4	28
Kilbride, g	0-4	0-3	0-0	3	0	1	0	26
Nwachukwu	2-4	0-0	0-0	5	4	0	0	16
Mason	1-4	1-1	0-0	2	3	0	1	12
Daugherty	1-2	0-0	0-0	3	2	0	0	10
Roberts	1-3	0-0	0-0	4	2	0	0	17
team				7				
TOTALS	24-56	5-16	17-25	44	70	10	7	200
	.429	.313	.680					

Texas Tech	26	39	—	65
Wisconsin	38	32	—	70
Attendance:	11,500 (sellout)			

4

Wisconsin 69 Valparaiso 51

Dec. 6, 1994 — Madison, WI

Michael Finley scored the Badgers' first 11 points on the way to a 28-point total as Wisconsin defeated Valparaiso 69-51. The UW led 35-30 at the half but was unable to pull away and held just a two-point advantage with 8:31 left to play. But the Badgers outscored the Crusaders 19-3 the rest of the way to secure the victory. Lance Barker led Valparaiso with 16 points. Wisconsin outshot the Crusaders from the field (.442-.400) and held a 36-24 edge on the boards.

VALPARAISO	FG	3PT	FT	RB	PTS	AS	ST	MIN
Allison, f	5-16	0-2	0-2	4	10	1	0	35
Charles, f	3-3	0-0	0-0	6	6	1	0	29
Ensminger, c	1-3	0-0	0-0	3	2	2	0	31
Barker, g	4-6	4-5	4-4	1	16	0	0	31
Drew, g	3-12	2-9	0-0	5	8	4	2	37
Dick	2-4	2-3	3-4	0	9	4	0	16
Lorenzi	0-0	0-0	0-0	0	0	0	0	4
Jenkins, Bill	0-0	0-0	0-0	1	0	0	0	5
Jenkins, Bob	0-1	0-0	0-0	1	0	0	0	5
Smith	0-0	0-0	0-0	0	0	0	0	8
team				3				
TOTALS	18-45	8-19	7-10	24	51	12	2	200
	.400	.421	.700					

WISCONSIN	FG	3PT	FT	RB	PTS	AS	ST	MIN
Finley, f	9-18	5-12	5-6	7	28	4	1	37
Kelley, f	1-4	0-0	0-0	3	2	0	0	13
Griffith, c	4-8	0-0	2-4	5	10	0	2	34
Hoskins, g	1-3	0-1	2-2	3	4	3	0	25
Kilbride, g	0-2	0-2	1-2	0	1	5	1	21
Mason	1-2	1-2	0-0	2	3	1	0	15
Daugherty	3-7	2-3	0-0	3	8	0	1	21
Roberts	3-6	2-5	0-0	2	8	0	1	23
Nwachukwu	1-2	0-0	3-4	6	5	0	1	12
team				5				
TOTALS	23-52	10-25	13-18	36	69	13	7	200
	.442	.400	.722					

Valparaiso	30	21	—	51
Wisconsin	35	34	—	69
Attendance:	11,500 (sellout)			

5

Eastern Michigan 92 Wisconsin 76

Dec. 10, 1994 — Ypsilanti, MI

Despite a school record-tying 42 points from Michael Finley, Wisconsin fell behind 32-4 in the first half, trailed 50-17 at the intermission and lost 92-76 at Eastern Michigan. The Badgers shot just 25 percent from the field in the first half and fell behind by as many as 35 points. Finley's blistering 33-point second-half performance was not enough to bring the Badgers back but he tied school records for field goals and three-point field goals in a game, and broke school records for points in a half and three-point field goal attempts. Brian Tolbert paced Eastern Michigan with 26 points, while Kareem Carpenter added 21 points and 18 rebounds. The Eagles held a 49-29 edge in rebounds.

WISCONSIN	FG	3PT	FT	RB	PTS	AS	ST	MIN
Kelley, f	2-4	0-1	0-0	4	4	0	1	12
Finley, f	17-31	7-16	1-5	5	42	2	2	40
Daugherty, c	1-6	1-4	0-0	3	3	0	0	24
Hoskins, g	2-10	0-2	2-2	1	6	1	1	35
Kilbride, g	2-6	2-5	0-0	0	6	1	1	22
Nwachukwu	3-4	0-0	2-2	4	8	0	0	22
Roberts	0-1	0-1	0-0	2	0	0	1	21
Conger	0-1	0-1	0-0	0	0	0	0	1
Mason	2-8	2-6	1-2	3	7	0	1	10
Moore	0-0	0-0	0-0	1	0	0	1	7
Coleman	0-2	0-0	0-0	1	0	0	0	6
team				5				
TOTALS	29-73	12-35	6-11	29	76	4	8	200
	.397	.342	.545					

E. MICHIGAN	FG	3PT	FT	RB	PTS	AS	ST	MIN
McCune, f	2-5	1-4	0-0	2	5	0	0	22
Carpenter, f	8-15	0-0	5-13	18	21	1	2	28
Wilson, c	0-2	0-0	2-2	7	2	0	0	19
Tolbert, g	9-14	3-6	5-5	5	26	3	7	35
Boykins, g	2-6	0-1	10-12	1	14	7	2	22
Dial	3-7	2-5	6-8	5	14	1	1	28
Berkovitch	3-4	2-2	0-0	1	8	0	0	13
Olson	0-0	0-0	0-0	0	0	0	0	1
Smith	0-0	0-0	0-0	0	0	0	0	1
Equgwu	0-0	0-0	0-0	0	0	0	0	1
Head	0-0	0-0	0-0	0	0	0	0	2
King	1-2	0-0	0-0	5	2	0	1	28
team				5				
TOTALS	28-55	8-18	28-40	49	92	12	13	200
	.509	.444	.700					

Wisconsin 17 59 — 76
 E. Michigan 50 42 — 92
 Attendance: 4,390

6

Wisconsin 90
UW-Milwaukee 64

Dec. 14, 1994 — Madison, WI

Wisconsin, which scored the first 12 points of the game, led from start to finish in a 90-64 triumph over UW-Milwaukee. Michael Finley scored 23 points, Sean Daugherty tallied a career-high 14 and Rashard Griffith had a "double-double" for the Badgers. Wisconsin shot better than 50 percent from the field for the first time this season and outrebounded the Panthers 51-41. Shannon Smith led UW-Milwaukee with 24 points.

UW-MILW.	FG	3PT	FT	RB	PTS	AS	ST	MIN
Crawford, f	5-12	0-0	2-8	6	12	0	0	26
Smith, f	9-21	4-9	2-3	3	24	0	1	34
Schrammeyer, c	2-2	0-0	0-0	7	4	1	1	26
Durham, g	5-16	0-3	2-2	5	12	2	0	40
McCabe, g	2-13	1-5	2-2	12	7	0	2	34
Dintchev	2-5	0-2	1-3	3	5	0	2	21
Dougherty	0-1	0-0	0-0	1	0	0	0	11
Anderson	0-1	0-0	0-0	1	0	0	0	9
team				3				
TOTALS	25-71	5-19	9-18	41	64	3	6	200
	.352	.263	.500					

WISCONSIN	FG	3PT	FT	RB	PTS	AS	ST	MIN
Kelley, f	1-3	0-0	2-7	9	4	0	1	18
Finley, f	7-16	3-7	6-9	3	23	3	1	37
Griffith, c	6-11	0-0	6-8	14	18	0	0	24
Hoskins, g	2-6	0-1	0-2	2	4	6	3	32
Kilbride, g	4-6	4-6	0-0	1	12	2	1	22
Nwachukwu	1-3	0-0	2-4	4	4	0	1	18
Daugherty	6-8	1-2	1-3	7	14	0	0	13
Roberts	3-7	1-2	0-0	3	7	1	2	18
Carlin	0-1	0-1	0-0	4	0	2	0	8
Moore	1-1	0-0	0-0	2	2	0	1	5
Coleman	1-1	0-0	0-1	0	2	0	0	3
Conger	0-0	0-0	0-0	1	0	1	0	3
team				1				
TOTALS	32-63	9-19	17-34	51	90	15	10	200
	.508	.474	.500					

UW-Milwaukee 31 33 — 64
 Wisconsin 42 48 — 90
 Attendance: 11,200

7

Wisconsin 75
Loyola-Marymount 60

Dec. 23, 1994 — Madison, WI

The Badgers used 17 points from Michael Finley, a "double-double" (16-15) from Rashard Griffith and 14 points off the bench from freshman Sean Mason to secure a 75-60 victory at home over Loyola-Marymount. UW erased early Lion leads of 7-0 and 9-2 with a 17-4 run during the first half that helped it to a 39-29 halftime lead. The Lions cut that lead to as little as five points twice in the second half but came no closer than that. The Badgers shot 41 percent from the field, while holding the Lions to a 34 percent showing. Wisconsin outrebounded LMU by a 50-43 count.

LMU	FG	3PT	FT	RB	PTS	AS	ST	MIN
O'Quinn, f	7-16	1-5	2-5	5	17	2	0	34
Jones, f	3-6	0-0	2-2	3	4	2	2	37
Odouk, c	6-9	0-0	4-6	7	16	1	1	24
Williamson, g	2-9	2-6	0-0	6	6	4	3	36
Kirksey, g	2-9	0-2	1-2	6	5	1	1	28
Hotopp	1-3	0-0	0-0	5	2	0	0	7
McElroy	1-9	0-3	0-0	3	2	1	1	13
Anthony	1-3	1-3	0-0	0	3	0	0	12
Ammerman	0-3	0-2	1-3	3	1	0	1	9
team				5				
TOTALS	23-67	4-21	10-18	43	60	11	9	200
	.343	.190	.556					

WISCONSIN	FG	3PT	FT	RB	PTS	AS	ST	MIN
Kelley, f	2-3	0-0	0-0	1	4	1	0	19
Finley, f	6-20	0-8	5-9	7	17	7	4	39
Griffith, c	8-13	0-0	0-0	15	16	1	2	20
Roberts, g	2-7	0-3	2-2	5	6	1	0	25
Hoskins, g	1-6	1-1	3-7	3	6	2	2	38
Mason	5-8	2-4	2-2	2	14	1	0	19
Nwachukwu	1-5	0-0	2-5	9	4	0	1	22
Daugherty	3-6	1-3	1-2	6	8	0	0	18
Moore	0-0	0-0	0-0	0	0	0	0	1
team				2				
TOTALS	28-68	4-19	15-27	50	75	13	9	200
	.412	.211	.556					

LMU 29 31 — 60
 Wisconsin 39 36 — 75
 Attendance: 10,752

8

Stanford 95
Wisconsin 78

Dec. 27, 1994 — Palo Alto, CA

Stanford's 14-point halftime lead was as close as Wisconsin would ever come in a 95-78 Cardinal victory. Stanford's Brevin Knight had 15 points and four assists in the first half and finished with 26 points, nine assists and just two turnovers. Michael Finley scored 19 points and came within three assists of a "triple-double". Rashard Griffith had 18 points and nine boards and Sean Daugherty chipped in 13 points off the bench. Stanford was 33 of 42 from the free throw line, while the Badgers were 14 of 21. The Cardinal also outshot the UW from the field (.484 to .394).

WISCONSIN	FG	3PT	FT	RB	PTS	AS	ST	MIN
Kelley, f	5-10	0-0	1-2	4	11	1	0	17
Finley, f	6-18	2-8	5-6	10	19	7	4	40
Griffith, c	7-9	0-0	4-7	9	18	1	0	28
Roberts, g	2-3	1-1	0-0	2	5	4	0	33
Hoskins, g	0-1	0-0	0-0	0	0	2	0	15
Mason	2-7	1-4	4-6	1	9	0	0	23
Daugherty	5-10	3-5	0-0	6	13	1	1	29
Nwachukwu	0-1	0-0	0-0	1	0	0	0	11
Peterson	1-2	1-2	0-0	0	3	0	0	4
team				3				
TOTALS	28-61	8-20	14-21	36	78	16	5	200
	.459	.400	.667					

STANFORD	FG	3PT	FT	RB	PTS	AS	ST	MIN
Allaway, f	3-6	0-0	2-3	8	8	1	1	31
Poppink, f	6-14	0-1	3-4	9	15	4	2	38
Lammersen, c	2-2	0-0	0-0	2	4	0	1	15
Cross, g	4-8	1-3	10-10	2	19	1	1	35
Knight, g	8-13	1-3	9-11	5	26	9	1	37
Young	5-11	0-0	6-7	5	16	1	0	28
Harbour	1-2	0-1	3-7	0	5	0	0	13
Gravelly	0-1	0-1	0-0	0	0	0	0	3
Manley	0-0	0-0	0-0	0	0	1	0	1
Jackson	1-1	0-0	0-0	0	2	0	0	1
Tshionyi	0-0	0-0	0-0	0	0	0	0	1
team				2				
TOTALS	30-58	2-9	33-42	33	95	17	6	200
	.517	.222	.786					

Wisconsin 31 47 — 78
 Stanford 45 50 — 95
 Attendance: 7,219

9

Marquette 80
Wisconsin 65

Dec. 31, 1994 — Milwaukee, WI

Marquette used a 12-5 run in the final four minutes of the first half to turn a 20-19 lead into a 32-24 halftime advantage and Wisconsin came no closer the rest of the way in Marquette's 80-65 win at the Bradley Center. Wisconsin was led by Rashard Griffith who scored 22 points and pulled down 16 rebounds in 28 minutes. Michael Finley connected on only three of 23 shots and finished with 10 points. The Badgers shot only .267 from the floor. Marquette, led by Tony Miller's "triple-double", shot only 33 percent from the field but outrebounded the Badgers, 63-54.

WISCONSIN	FG	3PT	FT	RB	PTS	AS	ST	MIN
Kelley, f	3-5	1-1	0-0	5	7	1	1	22
Finley, f	3-23	1-10	3-4	6	10	2	2	38
Griffith, c	6-12	0-0	10-15	16	22	0	0	28
Hoskins, g	0-7	0-3	2-2	5	2	5	1	29
Kilbride, g	3-14	1-9	1-3	7	8	1	1	31
Peterson	0-0	0-0	0-0	0	0	0	0	1
Mason	2-7	2-5	1-2	1	7	1	0	15
Daugherty	2-5	1-4	0-0	5	5	1	3	23
Nwachukwu	1-2	0-0	2-4	5	4	0	0	13
team				4				
TOTALS	20-75	6-32	19-30	54	65	11	8	200
	.267	.188	.633					

MARQUETTE	FG	3PT	FT	RB	PTS	AS	ST	MIN
Eford, f	6-19	0-1	5-7	11	17	0	1	32
Abraham, f	2-7	0-2	1-5	7	5	1	0	19
McCaskill, c	6-10	0-1	2-5	12	14	0	1	26
Pieper, g	3-12	2-7	5-5	7	13	3	2	37
Miller, g	6-14	3-9	3-9	10	18	10	4	38
Crawford	1-6	0-1	2-2	4	4	0	0	18
Hutchins	1-1	1-1	6-6	1	9	0	1	4
Joseph	0-0	0-0	0-0	4	0	0	0	14
Gates	0-1	0-1	0-0	1	0	0	0	3
McCall	0-3	0-0	0-0	1	0	1	0	6
Shaw	0-2	0-0	0-0	0	0	0	0	3
team				5				
TOTALS	25-75	6-23	24-39	63	80	15	9	200
	.333	.261	.615					

Wisconsin 24 41 — 65
 Marquette 32 48 — 80
 Attendance: 18,285

10

Michigan State 78
Wisconsin 64

Jan. 4, 1995 — Madison, WI

After the teams traded baskets for much of the game's first 25 minutes, Michigan State put together a 17-5 run and went on to a 78-64 victory over the Badgers. Wisconsin held the Spartans scoreless for the game's first 4:48 and led by as much as six points

midway through the first half before Michigan State grabbed a 36-35 halftime lead. UW's last lead (45-44) was erased by the Spartans' second-half run. Rashard Griffith poured in 20 points and grabbed eight rebounds, while Michael Finley added 18 points for the Badgers. Shawn Respert led the Spartans with 29 points. Wisconsin shot 41 percent from the field and made only 12 of 22 (.545) from the free throw line. MSU, which held a 35-31 rebounding edge, connected on 49 percent of its field goals and made 19 of 22 from the line.

MICH. ST.	FG	3PT	FT	RB	PTS	AS	ST	MIN
Beathe, f	4-7	0-0	0-0	4	8	2	0	32
Brooks, f	3-9	0-1	1-2	3	7	0	0	21
Feick, c	2-7	0-0	0-0	10	4	0	1	32
Snow, g	7-12	0-0	8-9	2	22	4	2	35
Respert, g	8-14	3-6	10-11	3	29	1	1	37
Garavaglia	3-7	0-1	0-0	8	6	1	0	26
Weathers	0-0	0-0	0-0	0	0	0	0	4
Kelley	1-1	0-0	0-0	1	2	1	0	11
Polonowski	0-0	0-0	0-0	0	0	0	0	2
team				4				
TOTALS	28-57	3-8	19-22	35	78	9	4	200
	.491	.375	.864					

WISCONSIN	FG	3PT	FT	RB	PTS	AS	ST	MIN
Kelley, f	1-4	1-1	0-0	2	3	0	0	19
Finley, f	6-13	1-5	5-8	6	18	3	3	38
Griffith, c	9-15	0-0	2-6	8	20	2	0	34
Hoskins, g	2-4	2-4	0-0	4	6	2	0	28
Kilbride, g	1-8	1-8	2-2	1	5	5	2	34
Daugherty	1-5	0-3	2-4	4	4	1	0	19
Nwachukwu	2-3	0-0	1-2	3	5	0	1	13
Mason	1-4	1-2	0-0	1	3	1	0	14
team				2				
TOTALS	23-56	6-23	12-22	31	64	14	6	200
	.411	.261	.545					

Michigan State	36	42	—	78
Wisconsin	35	29	—	64
Attendance:	11,500			

11

Indiana 73
Wisconsin 70

Jan. 7, 1995 — Bloomington, IN

Michael Finley scored 29 points, including five three-pointers, and Rashard Griffith added 14 points and 16 rebounds in a three-point loss at Indiana. The Badgers trailed 32-23 at halftime and by as many as 15 points early in the second half before mounting a furious comeback that resulted in one-point Wisconsin leads on two occasions with less than four minutes left to play. But with the Badgers trailing 72-70, Finley's three-point attempt with less than 20 seconds left was blocked and the Hoosiers held on to win. Brian Evans and Alan Henderson led the Hoosiers with 26 and 22 points, respectively. Wisconsin shot 39.7 percent from the field (36.4 from three-point range), while IU hit 49.2 percent from the floor. Each team pulled down 38 rebounds and each team committed 16 turnovers.

WISCONSIN	FG	3PT	FT	RB	PTS	AS	ST	MIN
Kelley, f	1-4	0-0	0-0	2	2	1	0	22
Finley, f	10-19	5-10	4-4	1	29	2	1	35
Griffith, c	4-13	0-0	6-7	16	14	1	2	31
Hoskins, g	2-6	0-2	1-2	3	5	2	2	16
Kilbride, g	3-6	2-5	0-0	3	8	3	0	33
Mason	3-7	1-3	0-2	3	7	1	3	24
Daugherty	1-4	0-2	1-2	5	3	0	1	18
Nwachukwu	0-1	0-0	0-2	0	0	0	0	6
Roberts	1-2	0-0	0-0	1	2	1	0	11
Moore	0-1	0-0	0-0	1	0	0	0	4
team				3				
TOTALS	25-63	8-22	12-19	38	70	11	9	200
	.397	.364	.632					

INDIANA	FG	3PT	FT	RB	PTS	AS	ST	MIN
Evans, f	9-16	1-6	7-9	10	26	2	2	39

Henderson, f	10-17	0-1	2-3	8	22	2	2	35
Lindeman, c	3-6	0-0	0-1	4	6	0	0	27
Reed, g	2-8	0-3	3-4	4	7	8	0	36
Hart, g	4-8	0-0	0-0	6	8	4	2	37
Patterson	2-4	0-0	0-1	0	4	0	1	15
Hermon	0-2	0-0	0-0	2	0	0	0	3
Knight	0-0	0-0	0-0	0	0	1	0	4
Miller	0-0	0-0	0-0	0	0	0	0	4
team				4				
TOTALS	30-61	1-10	12-18	38	73	17	7	200
	.492	.100	.667					

Wisconsin	23	47	—	70
Indiana	32	41	—	73
Attendance:	16,583			

12

Wisconsin 81
Ohio State 59

Jan. 11, 1995 — Columbus, OH

Michael Finley scored 23 points, Rashard Griffith contributed 16 points and 15 boards and Darnell Hoskins chipped in 13 points to lead the Badgers to an 81-59 victory at Ohio State. The game represented the UW's largest margin of victory in a Big Ten road game since 1956. Wisconsin used a 15-1 run to finish the first half with a 43-31 lead. The Badgers then opened the second half with a 15-4 run to put the game out of reach. The Badgers shot .509 from the field, while holding the Buckeyes to just .271. The win snapped a 14-game Badger losing streak against the Buckeyes in Columbus.

WISCONSIN	FG	3PT	FT	RB	PTS	AS	ST	MIN
Kelley, f	2-5	0-0	2-2	6	6	0	0	20
Finley, f	8-16	2-5	5-8	5	23	3	4	38
Griffith, c	6-11	0-0	4-6	15	16	2	0	27
Hoskins, g	4-6	1-1	4-5	4	13	5	0	34
Kilbride, g	2-5	2-4	0-0	1	6	1	0	27
Mason	1-2	0-0	0-1	2	2	1	0	13
Daugherty	2-4	0-1	1-2	1	5	1	0	12
Nwachukwu	1-1	0-0	1-2	2	3	0	0	7
Moore	3-3	0-0	0-0	3	6	0	0	11
Roberts	0-2	0-0	0-0	0	0	0	0	5
Coleman	0-0	0-0	0-0	1	0	0	0	3
Peterson	0-2	0-1	0-0	1	0	0	0	1
Conger	0-0	0-0	1-2	0	1	0	0	1
Carlin	0-0	0-0	0-0	1	0	0	0	1
team				3				
TOTALS	29-57	5-12	18-28	45	81	13	4	200
	.509	.417	.643					

OHIO STATE	FG	3PT	FT	RB	PTS	AS	ST	MIN
Yudt, f	5-17	2-6	1-2	6	13	0	1	36
Dudley, f	1-7	0-1	11-14	9	13	1	0	32
Watson, c	4-12	0-0	6-10	4	14	1	0	35
Etzler, g	3-11	1-2	3-4	4	10	1	0	38
Davis, g	1-5	0-1	1-3	4	3	5	1	24
Martin	0-4	0-2	0-0	2	0	1	0	12
Jantonio	1-2	0-0	2-2	2	4	0	0	10
Lumpkin	1-1	0-0	0-3	2	2	0	2	10
Minifee	0-0	0-0	0-0	0	0	0	0	3
team				4				
TOTALS	16-59	3-12	24-38	37	59	9	4	200
	.271	.250	.632					

Wisconsin	43	38	—	81
Ohio State	31	28	—	59
Attendance:	10,128			

13

Wisconsin 74
Minnesota 67

Jan. 14, 1995 — Madison, WI

Michael Finley's 23-point performance allowed him to become Wisconsin's all-time scoring leader and guard Darnell Hoskins added a career-high 18 points as the Badgers topped Minnesota 74-67. Wisconsin trailed for most of a tight first half, before Finley

scored the game's final four points before the intermission for a 32-29 Badger lead. After Wisconsin opened up an 11-point lead early in the second half, the Gophers came back to tie the game at 50-50. But the Badgers then went on a 12-2 run and never again led by fewer than five points. Wisconsin was out rebounded and had more turnovers but was aided by 68 percent field goal shooting in the second half.

MINNESOTA	FG	3PT	FT	RB	PTS	AS	ST	MIN
Kolander, f	0-4	0-0	1-2	4	1	1	1	22
Walton, f	1-4	0-0	1-1	3	3	0	0	12
Thomas, c	6-13	0-0	1-2	9	13	0	1	20
Lenard, g	5-19	1-12	1-1	2	12	2	1	31
Orr, g	6-14	3-8	2-4	4	17	3	4	31
Winter	0-1	0-0	0-0	1	0	0	0	14
Grim	1-5	0-4	2-2	10	4	1	1	28
Wolf	2-3	1-2	1-2	3	6	2	2	11
Jacobson	5-9	1-2	0-0	7	11	0	1	20
Harris	0-1	0-1	0-1	0	0	0	0	9
Crittenden	0-0	0-0	0-0	0	0	0	0	1
team				3				
TOTALS	26-73	6-29	9-15	46	67	9	11	200
	.356	.207	.600					

WISCONSIN	FG	3PT	FT	RB	PTS	AS	ST	MIN
Finley, f	6-12	3-6	8-14	8	23	3	4	39
Kelley, f	4-7	0-0	1-6	3	9	1	0	27
Griffith, c	3-7	0-0	3-4	8	9	1	0	35
Hoskins, g	4-6	2-3	8-10	5	18	4	1	36
Kilbride, g	3-7	3-7	0-0	1	9	2	0	26
Daugherty	2-4	0-1	0-0	3	4	1	0	13
Mason	0-3	0-2	0-0	3	0	0	0	11
Nwachukwu	0-0	0-0	0-0	1	0	0	0	2
Moore	0-0	0-0	2-2	2	2	1	0	9
Conger	0-0	0-0	0-0	0	0	0	0	1
team				2				
TOTALS	22-46	8-19	22-36	36	74	13	5	200
	.478	.421	.611					

Minnesota	29	38	—	67
Wisconsin	32	42	—	74
Attendance:	11,500			

14

Iowa 96
Wisconsin 84

Jan. 21, 1995 — Iowa City, IA

Despite holding a .482-.436 edge in field goal shooting and a 38-35 advantage in rebounds, the Badgers dropped a 96-84 decision to Iowa, which connected on 40 of 52 free throw attempts and was aided by 25 Wisconsin turnovers. The Badgers, led by Michael Finley's 24 points and a "double-double" from Rashard Griffith, trailed by 15 points midway through the first half before closing the deficit to six points at the intermission. Wisconsin then cut the Iowa lead to 49-48 early in the second half before the Hawkeyes went on a 14-3 run after which they never led by less than seven points. Darnell Hoskins and Mosezell Peterson added 15 and 10 points, respectively, for the Badgers, while Jim Bartels and Andre Woolridge each had 21 points for the Hawkeyes.

WISCONSIN	FG	3PT	FT	RB	PTS	AS	ST	MIN
Kelley, f	2-4	0-0	0-0	2	4	0	1	24
Finley, f	7-23	4-11	6-7	5	24	5	0	38
Griffith, c	7-8	0-0	4-8	18	18	0	1	36
Hoskins, g	5-8	3-3	2-2	3	15	3	3	34
Kilbride, g	2-4	2-4	3-4	1	9	6	1	26
Mason	0-0	0-0	2-2	0	2			

IOWA	FG	3PT	FT	RB	PTS	AS	ST	MIN
Murray, f	3-6	1-1	4-5	7	11	4	2	28
Bowen, f	2-5	0-0	0-3	9	4	0	1	17
Bartels, f	4-10	4-9	9-10	6	21	1	3	33
Woolrodge, g	5-11	0-1	11-15	4	21	2	1	26
Kingsbury, g	4-9	1-5	6-7	3	15	0	0	27
Millard	4-10	2-4	2-4	1	12	0	3	21
Glasper	2-3	0-1	4-4	1	8	2	2	19
Skillet	0-0	0-0	4-4	1	4	4	2	19
Helmers	0-0	0-0	0-0	1	0	0	0	4
Carter	0-0	0-0	0-0	1	0	0	0	3
Moore	0-1	0-0	0-0	0	0	0	0	1
Shay	0-0	0-0	0-0	0	0	0	0	1
Koch	0-0	0-0	0-0	0	0	0	0	1
team				1				
TOTALS	24-55	8-21	40-52	35	96	13	14	200
	.436	.381	.769					

Wisconsin	43	41	—	84
Iowa	49	47	—	96

Attendance: 15,500 (sellout)

15

**Penn State 78
Wisconsin 67**

Jan. 26, 1995 — Madison, WI

Penn State increased its 34-31 halftime lead with a 7-0 run to start the second half and never again led by fewer than seven points in a 78-67 victory over the Badgers in Madison. Michael Finley paced Wisconsin with 27 points and eight rebounds, while Glenn Sekunda and John Amaechi each had 16 points to lead the Nittany Lions. Andy Kilbride added 13 points for the UW, while Rashard Griffith picked up 10 points and four boards before fouling out. Penn State shot 49 percent from the field and 77 percent from the free throw line, compared to 35 percent and 62 percent, respectively, for the Badgers.

PENN STATE	FG	3PT	FT	RB	PTS	AS	ST	MIN
Carlton, f	2-6	1-2	2-2	1	7	0	1	13
Sekunda, f	5-12	3-5	3-3	11	16	2	3	33
Amaechi, c	6-8	0-0	4-5	6	16	1	0	34
D. Williams, g	3-4	0-0	3-4	3	9	2	2	22
Earl, g	4-6	2-4	2-2	5	12	9	1	35
Bartram	0-4	0-2	1-2	3	1	0	0	14
P. Williams	1-2	0-0	4-7	3	6	1	1	22
Joseph	0-0	0-0	0-0	2	0	0	0	6
Lisicky	2-6	0-4	5-6	2	9	0	0	17
McKnight	1-1	0-0	0-0	0	2	1	0	4
team				3				
TOTALS	24-49	6-17	24-31	39	78	16	8	200
	.490	.353	.774					

WISCONSIN	FG	3PT	FT	RB	PTS	AS	ST	MIN
Finley, f	10-27	2-11	5-8	8	27	1	2	39
Kelley, f	1-2	0-0	0-0	2	2	0	1	15
Griffith, c	4-11	0-0	2-5	4	10	3	0	23
Hoskins, g	3-8	1-3	2-4	0	9	4	3	35
Kilbride, g	3-8	3-6	4-4	1	13	3	1	31
Nwachukwu	1-3	0-0	0-0	6	2	0	0	14
Daugherty	0-3	0-1	0-0	3	0	0	0	11
Mason	0-5	0-3	0-0	3	0	1	2	14
Peterson	0-0	0-0	0-0	0	0	0	0	1
Moore	2-2	0-0	0-0	5	4	1	2	14
Coleman	0-0	0-0	0-0	1	0	0	0	2
team				3				
TOTALS	24-69	6-24	13-21	36	67	13	11	200
	.348	.250	.619					

Penn State	34	44	—	78
Wisconsin	31	36	—	67

Attendance: 11,500 (sellout)

16

**Wisconsin 97
Northwestern 73**

Jan. 28, 1995 — Madison, WI

Wisconsin jumped out to a 16-0 lead and never led by less than 12 points in a 97-73 win over the

Wildcats. Michael Finley led five Badgers in double figures with 22 points, while Rashard Griffith added 14 points and 14 rebounds. Sean Daugherty contributed 13 points and six rebounds off the bench, and Howard Moore (making his first career start) and Mosezell Peterson each had 11. The Badgers, who led 42-27 at the half, outbounded Northwestern by a 51-48 margin and shot 41 percent to the Wildcats' 32 percent. Additionally, Wisconsin turned the ball over just 11 times with none of those coming from UW guards.

N'WESTERN	FG	3PT	FT	RB	PTS	AS	ST	MIN
Neloms, f	6-16	0-1	4-7	15	16	2	0	28
Chamberlain, f	0-3	0-0	0-0	2	0	0	0	15
Williams, c	1-3	0-0	0-0	2	2	0	1	22
Lee, g	5-15	4-9	5-5	9	19	0	0	36
Carlisle, g	2-11	0-4	15-16	6	19	6	1	39
Kreft	1-3	0-0	0-0	2	2	0	0	12
Duerksen	2-4	0-0	2-4	2	6	1	1	18
Purdy	0-0	0-0	2-2	1	2	0	0	12
Branch	1-5	0-1	0-0	2	2	0	0	11
Dean	1-1	1-1	0-0	1	3	0	0	3
Rayford	1-2	0-0	0-0	0	2	0	0	3
team				6				
TOTALS	20-63	5-16	28-34	48	73	9	3	200
	.317	.313	.824					

WISCONSIN	FG	3PT	FT	RB	PTS	AS	ST	MIN
Finley, f	7-13	4-6	4-4	2	22	6	4	29
Moore, f	5-8	0-0	1-2	8	11	0	0	17
Griffith, c	5-15	0-0	4-9	14	14	1	0	30
Hoskins, g	3-5	1-2	0-0	1	7	5	2	31
Kilbride, g	2-3	2-3	1-2	3	7	1	1	27
Kelley	1-5	0-0	2-2	2	4	0	1	10
Mason	2-6	0-1	0-0	1	4	0	0	14
Nwachukwu	0-3	0-0	3-4	6	3	0	0	9
Peterson	5-13	1-5	0-0	4	11	0	0	15
Daugherty	4-10	0-2	5-8	6	13	0	0	12
Carlin	0-1	0-0	0-0	1	0	0	0	3
Coleman	0-1	0-0	1-2	1	1	0	0	3
Conger	0-0	0-0	0-0	0	0	0	0	2
team				2				
TOTALS	34-83	8-19	21-33	51	97	13	8	200
	.410	.421	.636					

Northwestern	27	46	—	73
Wisconsin	42	55	—	97

Attendance: 11,500 (sellout)

17

**Michigan 62
Wisconsin 58**

Feb. 1, 1995 — Ann Arbor, MI

A17-0 second-half run allowed Michigan to erase a 38-29 Wisconsin lead and go on to a 62-58 victory over the Badgers in Ann Arbor. Wisconsin remained within striking distance after the Wolverine comeback but never again regained the lead. Rashard Griffith recorded another "double-double" with 18 points and 13 rebounds to lead the Badgers, while Sean Mason added 13 points and Michael Finley 10. Ray Jackson led Michigan with 22 points. The Wolverines held a .442-.340 edge in field goal shooting and a 38-35 advantage on the boards.

WISCONSIN	FG	3PT	FT	RB	PTS	AS	ST	MIN
Finley, f	2-12	1-10	5-7	1	10	3	0	39
Moore, f	0-1	0-0	0-0	0	0	0	0	4
Griffith, c	5-11	0-0	8-11	13	18	1	0	35
Hoskins, g	1-4	0-1	0-0	0	2	4	1	26
Kilbride, g	2-4	2-4	0-0	3	6	2	1	32
Kelley	1-3	0-0	0-0	1	2	0	1	17
Mason	4-8	3-4	2-5	5	13	0	0	21
Daugherty	2-7	2-3	1-2	4	7	0	1	19
Peterson	0-0	0-0	0-0	0	0	0	0	2
Nwachukwu	0-0	0-0	0-0	1	0	0	0	5
team				7				
TOTALS	17-50	8-22	16-25	35	58	10	4	200
	.340	.364	.640					

MICHIGAN	FG	3PT	FT	RB	PTS	AS	ST	MIN
Jackson, f	7-12	0-1	8-10	5	22	3	3	37
Taylor, f	6-13	0-0	0-0	4	12	2	1	26
Ndiaye, c	6-7	0-0	1-3	4	13	0	2	32
King, g	0-5	0-1	4-6	5	4	1	2	31
Fife, g	0-3	0-3	1-2	1	1	0	0	21
Conlan	0-0	0-0	0-0	3	0	1	1	16
Baston	3-7	0-0	1-2	10	7	0	2	22
Mitchell	1-5	0-0	1-2	3	3	1	2	15
team				3				
TOTALS	23-52	0-5	16-25	38	62	8	13	200
	.442	.000	.640					

Wisconsin	31	27	—	58
Michigan	27	35	—	62

Attendance: 13,562 (sellout)

18

**Wisconsin 73
Illinois 60**

Feb. 4, 1995 — Madison, WI

Wisconsin had its best field-goal shooting game of the season (.552) behind a 27-point performance from Michael Finley in a 73-60 victory over Illinois in Madison. Rashard Griffith added 16 points, eight rebounds and six blocked shots. Finley had eight boards and a career-high nine assists. The Badgers rolled to a 42-28 halftime lead on 59 percent shooting and held off a second-half Illini comeback, never letting the visitors closer than five points. Wisconsin held Illinois to .379 field goal shooting, including 0-9 from three-point range. Wisconsin also held a 36-29 rebounding advantage.

ILLINOIS	FG	3PT	FT	RB	PTS	AS	ST	MIN
Bennett, f	4-9	0-0	0-1	2	8	1	0	30
Hester, f	6-11	0-3	0-1	4	12	1	1	30
Clark, c	9-20	0-0	0-0	6	18	1	0	25
Garris, g	4-11	0-2	6-6	2	14	0	2	37
Keene, g	0-4	0-2	2-2	4	2	5	1	33
Johnson	0-0	0-0	2-2	0	2	0	0	3
Gee	0-3	0-0	0-1	3	0	1	0	23
Notree	1-2	0-0	0-0	1	2	0	0	7
Turner	0-3	0-1	0-0	0	0	0	0	8
Roth	0-1	0-0	0-0	0	0	0	0	1
Robisch	1-2	0-1	0-0	0	2	0	0	1
Gandy	0-0	0-0	0-0	0	0	0	0	1
Heldman	0-0	0-0	0-0	0	0	0	0	1
Thomas	0-0	0-0	0-0	0	0	0	0	1
team				7				
TOTALS	25-66	0-9	10-13	29	60	9	4	200
	.379	.000	.769					

WISCONSIN	FG	3PT	FT	RB	PTS	AS	ST	MIN
Finley, f	9-13	3-5	6-7	8	27	9	1	38
Moore, f	0-0	0-0	0-0	1	0	1	1	8
Griffith, c	5-11	0-0	6-9	8	16	1	0	35
Hoskins, g	1-4	1-2	4-4	3	7	3	0	33
Kilbride, g	3-7	3-6	0-0	1	9	0	0	25
Mason	2-4	1-3	0-0	1	5	2	0	22
Kelley	2-3	0-0	1-2	6	5	0	1	15
Nwachukwu	1-2	0-0	0-2	1	2	0	0	5
Daugherty	1-2	0-1	0-0	3	2	0	2	16
Peterson	0-0	0-0	0-0	2	0	1	0	2
Coleman	0-0	0-0	0-0	0	0	0	0	1
Carlin	0-0	0-0	0-0	0	0	0	0	1
Conger	0-0	0-0	0-0	0	0	0	0	1
Vraney	0-0	0-0	0-0	0	0	0	0	1
team				2				
TOTALS	24-46	8-17	17-24	36	73	17	5	200
	.552	.471	.708					

||
||
||

added 22 in a 70-65 victory over Michigan in Madison. The Badgers took a 36-33 halftime lead despite not scoring a field goal in the last 7:28 of the first stanza, thanks to 11-for-12 free throw shooting during that stretch. The UW expanded its lead to as many as nine points early in the second half but Michigan came back to tie with 10:38 left. Similar to the first half, Wisconsin did not score a field goal for the last 8:19 of the game but rode red-hot free throw shooting to the victory. For the game, the Badgers were 30 of 35 (.857) from the line. Michigan, which outshot the UW from the field and outrebounded the Badgers, got 20 points from Jimmy King and 10 each from three other players.

MICHIGAN	FG	3PT	FT	RB	PTS	AS	ST	MIN
Jackson, f	3-11	0-1	4-6	5	10	3	2	35
Taylor, g	3-8	0-1	2-4	5	8	0	0	24
Ndiaye, c	5-6	0-0	0-0	6	10	1	1	26
Fife, g	1-4	1-4	1-2	1	4	1	0	25
King, g	9-19	0-2	2-4	6	20	1	3	35
Baston	3-4	0-0	4-4	8	10	1	0	29
Conlan	0-1	0-0	0-0	0	0	2	0	15
Mitchell	1-4	1-2	0-0	0	3	1	2	11
team				5				
TOTALS	25-57	2-10	13-20	36	65	10	8	200
	.439	.200	.650					

WISCONSIN	FG	3PT	FT	RB	PTS	AS	ST	MIN
Finley, f	6-12	2-4	15-17	3	29	1	3	40
Moore, f	0-1	0-0	0-0	2	0	2	0	11
Griffith, c	8-15	0-0	6-8	6	22	0	1	35
Hoskins, g	1-5	0-1	2-2	3	4	1	1	27
Kilbride, g	1-3	1-3	1-2	2	4	3	0	33
Kelley	0-1	0-0	0-0	1	0	0	0	8
Daugherty	0-0	0-0	0-0	2	0	2	0	19
Nwachukwu	1-2	0-0	0-0	2	2	0	1	7
Mason	1-4	1-2	6-6	3	9	0	0	19
Peterson	0-1	0-0	0-0	0	0	0	0	1
team				4				
TOTALS	18-44	4-10	30-35	28	70	9	6	200
	.409	.400	.857					

Michigan	33	32	—	65
Wisconsin	36	34	—	70
Attendance:	11,500 (sellout)			

20 Wisconsin 70 Northwestern 56

Feb. 15, 1995 — Evanston, IL

Wisconsin overcame a seven-point half-time deficit and outscored Northwestern 49-28 in the second half to register a 70-56 victory on the road in Evanston. Rashard Griffith had 20 points, 15 rebounds and six blocked shots to lead the Badgers, who went on a 20-4 run to start the second half. Northwestern pulled to within 43-41 with 10:27 left but the UW outscored the Wildcats 27-15 the rest of the way. Michael Finley added 18 points and six assists for Wisconsin, which received solid play off the bench from Brian Kelley (eight points, four rebounds), Mosezell Peterson (6, 4) and Sean Mason (6, 6). Northwestern was led by Geno Carlisle and Cedric Neloms, who each scored 10 points. The UW outrebounded the Wildcats 52-39 and committed only 11 turnovers.

WISCONSIN	FG	3PT	FT	RB	PTS	AS	ST	MIN
Finley, f	6-18	0-6	6-7	2	18	6	1	34
Moore, f	1-3	0-0	1-2	2	3	0	0	16
Griffith, c	10-14	0-0	0-4	15	20	1	0	33
Hoskins, g	1-3	0-0	2-2	7	4	3	3	29
Kilbride, g	1-3	1-2	2-2	2	5	1	1	20
Nwachukwu	0-0	0-0	0-2	1	0	0	0	8
Kelley	4-9	0-0	0-0	4	8	0	0	17
Conger	0-0	0-0	0-0	0	0	0	0	1
Peterson	1-4	0-1	4-6	4	6	1	0	9
Carlin	0-1	0-1	0-2	0	0	0	0	1
Mason	2-9	1-3	1-2	6	6	1	1	26
Coleman	0-0	0-0	0-0	0	0	0	0	1

Daugherty	0-2	0-0	0-0	4	0	0	0	5
team				5				
TOTALS	26-66	2-13	16-29	52	70	13	6	200
	.394	.154	.552					

N'WESTERN	FG	3PT	FT	RB	PTS	AS	ST	MIN
Darreion, f	0-2	0-0	0-2	1	0	0	0	11
Chamberlain, f	2-7	0-0	4-5	7	8	1	0	35
Williams, c	4-8	0-1	1-2	4	9	0	1	34
Branch, g	1-6	1-1	0-0	3	3	0	0	16
Carlisle, g	3-12	2-5	2-2	5	10	5	0	35
Purdy	1-1	1-1	0-0	1	3	0	0	8
Neloms	3-8	0-1	4-8	7	10	0	0	24
Lee	4-10	0-4	1-1	1	9	4	2	26
Duerksen	0-1	0-1	0-0	0	0	2	0	2
Kreft	2-4	0-0	0-0	4	4	0	0	9
team				6				
TOTALS	20-59	4-14	12-20	39	56	12	3	200
	.339	.286	.600					

Wisconsin	21	49	—	70
Northwestern	28	28	—	56
Attendance:	7,410			

21 Penn State 74 Wisconsin 67

Feb. 18, 1995 — University Park, PA

Wisconsin was outscored 19-5 at the free throw line in a 74-67 loss at Penn State. The Badgers, who went to the line just seven times (compared to 26 for the Nittany Lions), were led by Rashard Griffith's 18 points and eight rebounds. Michael Finley added 16 points, while Andy Kilbride had 12 points on 4-for-8 three-point shooting. Wisconsin led 14-8 with 6:58 left in the first half but the teams went to their locker rooms at the half with Penn State ahead, 29-25. The Badgers fell behind by 11 points with 8:37 left to play but pulled to within one point (58-57) just five minutes later. The Nittany Lions, however, outscored Wisconsin 16-10 the rest of the way. Each team shot well from three-point range, with Wisconsin connecting on 10 of 22 (.455) and the Nittany Lions hitting 11 of 22 (.500). John Amaechi (15 points, 10 rebounds) led four Penn State players in double figures in scoring.

WISCONSIN	FG	3PT	FT	RB	PTS	AS	ST	MIN
Finley, f	6-18	1-4	3-3	4	16	4	3	38
Moore, f	1-1	0-0	0-0	1	2	0	0	7
Griffith, c	8-10	0-0	2-4	8	18	1	0	32
Hoskins, g	2-5	1-3	0-0	4	5	6	0	20
Kilbride, g	4-9	4-8	0-0	3	12	3	1	29
Daugherty	0-1	0-0	0-0	1	0	0	0	8
Kelley	0-2	0-0	0-0	5	0	2	0	20
Mason	3-7	2-3	0-0	0	8	2	0	22
Peterson	2-5	2-4	0-0	1	6	0	0	11
Nwachukwu	0-0	0-0	0-0	1	0	0	0	13
team				3				
TOTALS	26-58	10-22	5-7	31	67	18	4	200
	.448	.455	.714					

PENN STATE	FG	3PT	FT	RB	PTS	AS	ST	MIN
Carlton, f	4-11	3-7	0-2	4	11	4	1	32
Sekunda, f	2-5	2-4	2-2	5	8	2	0	20
Amaechi, c	4-11	0-1	7-10	10	15	3	2	39
Earl, g	3-7	2-4	4-4	2	12	4	0	35
D. Williams, g	1-1	0-0	1-2	1	3	0	1	10
Lisicky	3-5	3-4	3-3	1	12	1	3	28
P. Williams	1-1	0-0	2-3	5	4	0	1	23
Bartram	4-7	1-2	0-0	1	9	3	0	12
Joseph	0-0	0-0	0-0	0	0	0	0	1
team				3				
TOTALS	22-48	11-22	19-26	32	74	17	8	200
	.458	.500	.731					

Wisconsin	25	42	—	67
Penn State	29	45	—	74
Attendance:	7,519 (sellout)			

22 Iowa 84 Wisconsin 77

Feb. 22, 1995 — Madison, WI

Despite a season-high .574 field-goal shooting performance, Wisconsin was outscored 22-10 at the free throw line and outrebounded 38-32 in an 84-77 homecourt loss to Iowa. Michael Finley had 23 points and Rashard Griffith added 18 points and 10 rebounds for the Badgers who led 44-34 at halftime. Wisconsin led 60-48 with 9:31 left to play but was outscored 36-17 the rest of the way. Iowa was led by Chris Kingsbury, who hit for 27 points behind 6-for-11 three-point shooting. Jess Settles added 18 points for the Hawkeyes, who shot just .406 from the floor but made 22 of 31 (.710) free throws.

IOWA	FG	3PT	FT	RB	PTS	AS	ST	MIN
Murray, f	4-7	0-1	1-4	5	9	1	3	35
Settles, f	6-12	3-6	3-3	5	18	1	0	25
Bartles, c	0-4	0-3	0-0	4	0	2	1	28
Woolridge, g	5-9	1-5	3-6	1	14	4	2	27
Kingsbury, g	6-15	6-11	9-11	5	27	0	1	34
Skillet	1-3	0-0	0-0	3	2	0	0	5
Carter	2-6	0-0	3-3	9	7	1	1	14
Glasper	1-4	0-0	1-2	1	3	0	0	20
Bowen	1-4	0-0	2-2	4	4	0	1	13
team				1				
TOTALS	26-64	10-26	22-31	38	84	9	9	200
	.406	.385	.710					

WISCONSIN	FG	3PT	FT	RB	PTS	AS	ST	MIN
Finley, f	10-18	3-9	0-0	5	23	7	1	39
Moore, f	3-5	0-0	1-2	3	7	1	1	14
Griffith, c	8-9	0-0	2-6	10	18	0	0	30
Hoskins, g	3-6	0-1	2-2	1	8	3	0	37
Kilbride, g	1-6	1-5	0-0	1	3	2	1	23
Kelley	2-3	0-0	2-5	3	6	0	1	27
Nwachukwu	2-3	0-0	3-5	3	7	0	0	10
Mason	1-3	0-2	0-1	5	2	1	2	15
Peterson	1-1	1-1	0-0	1	3	0	0	6
team				0				
TOTALS	31-54	5-18	10-21	32	77	14	6	200
	.574	.278	.476					

Iowa	34	50	—	84
Wisconsin	44	33	—	77
Attendance:	11,500 (sellout)			

23 Purdue 66 Wisconsin 56

Feb. 26, 1995 — West Lafayette, IN

Rashard Griffith scored a career-high 29 points and added 16 rebounds, but he was the only Badger in double figures in either category in a 66-56 loss at Purdue. The Badgers trailed by just one point at the break and led for much of the second half until Purdue went on a 7-0 run that gave the Boilermakers a 48-41 lead with 5:13 left to play. Purdue never again led by fewer than five points. Michael Finley was held to a season-low nine points as the Badgers shot .375 from the field, including 1-for-15 three-point shooting. The UW held Purdue scoring leader Cuonzo Martin to just eight points but three other Boilermakers finished in double figures. Purdue, which held a 42-36 rebounding edge, shot .386 from the floor and made only one of 11 three-pointers.

WISCONSIN	FG	3PT	FT	RB	PTS	AS	ST	MIN
Finley, f	3-13	0-5	3-3	2	9	1	2	38
Moore, f	1-1	0-0	0-0	0	2	1	0	3
Griffith, c	11-17	0-0	7-10	16	29	1	0	28
Hoskins, g	1-4	0-2	0-0	3	2	4	0	27
Kilbride, g	0-4	0-4	0-0	4	0	2	0	32
Daugherty	1-5	0-1	2-3	4	4	0	0	18
Mason	2-6	1-2	1-2	0	6	2	0	20
Kelley	2-4	0-0	0-0	2	4	2	0	22

Nwachukwu	0-1	0-0	0-0	2	0	0	0	11
Peterson	0-1	0-1	0-0	0	0	0	0	1
team				3				
TOTALS	21-56	1-15	13-18	36	56	13	2	200
	.375	.067	.722					

PURDUE	FG	3PT	FT	RB	PTS	AS	ST	MIN
Martin, f	2-12	0-5	4-4	6	8	1	0	30
Jennings, f	2-3	0-0	0-0	2	4	0	0	12
Miller, c	4-9	0-0	5-9	9	13	2	0	24
Waddell, g	4-9	1-2	4-4	2	13	2	1	31
Roberts, g	1-4	0-0	5-8	4	7	3	2	27
Brantley	6-7	0-0	0-1	8	12	1	0	22
Dove	0-0	0-0	0-0	3	0	0	0	10
Hairston	3-8	0-2	3-6	4	9	0	0	22
Austin	0-5	0-2	0-0	1	0	2	0	10
Foster	0-0	0-0	0-0	0	0	2	1	12
team				3				
TOTALS	22-57	1-11	21-32	42	66	13	4	200
	.386	.091	.656					

Wisconsin	31	25	—	56
Purdue	32	34	—	66

Attendance: 14,123 (sellout)

24

**Minnesota 78
Wisconsin 70**

Feb. 28, 1995 — Minneapolis, MN

Wisconsin used a 25-point, 11-rebound performance from Rashard Griffith and 20 points from Michael Finley to stay close at Minnesota before falling 78-70. Andy Kilbride contributed 15 points for Wisconsin on 5-of-12 three-point shooting. The Badgers led by as much as 24-16 in the first half before the Gophers rebounded for a 41-40 lead at the half. Minnesota then opened the second half with a 12-2 run and led by 14 points (65-51) with 8:23 left to play. Wisconsin cut the deficit to 71-67 with 1:46 left before the Gophers made seven of 10 free throws from that point on to secure the win. Minnesota held edges in field goal shooting and rebounds.

WISCONSIN	FG	3PT	FT	RB	PTS	AS	ST	MIN
Finley, f	5-19	3-8	7-8	4	20	2	0	37
Daugherty, f	2-4	0-2	0-0	6	4	0	0	17
Griffith, c	9-15	0-0	7-11	11	25	0	0	32
Hoskins, g	1-3	1-2	2-2	8	5	5	0	31
Kilbride, g	5-12	5-12	0-0	5	15	2	1	37
Kelley	0-1	0-0	0-0	1	0	1	0	12
Peterson	0-3	0-3	0-0	1	0	0	0	11
Moore	0-2	0-0	1-2	4	1	2	2	14
Nwachukwu	0-1	0-0	0-2	1	0	0	0	8
Conger	0-0	0-0	0-0	0	0	0	0	1
team				0				
TOTALS	22-60	9-27	17-25	41	70	12	3	200
	.367	.333	.680					

MINNESOTA	FG	3PT	FT	RB	PTS	AS	ST	MIN
Walton, f	4-15	0-1	11-12	14	19	2	0	36
Jacobson, f	1-7	0-2	1-2	6	3	2	1	22
Thomas, c	3-7	0-0	1-3	1	7	2	0	21
Lenard, g	8-16	4-9	2-2	5	22	4	0	32
Orr, g	5-11	2-6	3-4	5	15	3	2	34
Winter	2-3	0-0	0-2	4	4	1	0	19
Kolander	2-2	0-0	4-7	2	8	0	0	17
Harris	0-1	0-0	0-0	2	0	2	1	11
Wolf	0-0	0-0	0-0	3	0	2	0	6
Whaley	0-0	0-0	0-0	0	0	0	0	2
team				4				
TOTALS	25-62	6-18	22-32	46	78	18	4	200
	.403	.333	.688					

Wisconsin	40	30	—	70
Minnesota	41	37	—	78

Attendance: 14,548 (sellout)

25

**Wisconsin 80
Ohio State 69**

March 4, 1995 — Madison, WI

Wisconsin opened the second half with a 12-2 run and never again led by less than 10 points in an 80-69 win over Ohio State. Four Badgers scored in double figures, including Rashard Griffith (14), Darnell Hoskins (13), Michael Finley (12) and Mosezell Peterson (10). Doug Etzler led the Buckeyes with 21 points, while Rickey Dudley contributed 20 points and 13 rebounds. Both teams shot .439 from the field and the Badgers held a 33-32 edge on the boards. Wisconsin, which led 36-30 at the half, outscored Ohio State 22-13 from the free throw line.

OHIO STATE	FG	3PT	FT	RB	PTS	AS	ST	MIN
Yudt, f	2-6	0-1	0-0	3	4	3	0	26
Dudley, f	7-12	0-0	6-9	13	20	5	3	38
Watson, c	3-8	0-0	0-0	6	6	0	0	24
Etzler, g	7-15	5-10	2-2	1	21	5	0	37
Winston, g	1-5	0-0	0-0	1	2	1	1	17
Lumpkin	1-3	0-0	2-2	4	4	1	0	18
Davis	3-6	1-2	3-3	0	10	2	1	17
Jantonio	1-1	0-0	0-0	1	2	0	0	14
Martin	0-1	0-0	0-0	1	0	0	1	8
Zack	0-0	0-0	0-0	1	0	0	0	1
team				1				
TOTALS	25-57	6-13	13-16	32	69	17	6	200
	.439	.462	.813					

WISCONSIN	FG	3PT	FT	RB	PTS	AS	ST	MIN
Finley, f	2-8	0-3	8-9	5	12	9	2	33
Daugherty, f	2-7	0-1	0-0	6	4	2	1	15
Griffith, c	5-8	0-0	4-8	9	14	0	1	32
Hoskins, g	3-5	2-4	5-7	1	13	4	2	23
Kilbride, g	3-7	3-7	0-0	2	9	2	2	35
Peterson	3-7	2-6	2-2	2	10	1	0	11
Moore	0-0	0-0	0-0	0	0	0	0	5
Mason	2-5	0-3	2-2	1	6	0	0	17
Kelley	3-5	0-0	0-1	2	6	0	1	15
Nwachukwu	1-2	0-0	1-1	2	3	0	0	10
Coleman	0-1	0-0	0-0	0	0	0	0	2
Conger	1-1	1-1	0-0	0	3	0	0	2
Carlin	0-1	0-1	0-0	0	0	0	0	1
team				3				
TOTALS	25-57	8-26	22-30	33	80	16	9	200
	.439	.308	.733					

Ohio State	30	39	—	69
Wisconsin	36	44	—	80

Attendance: 11,500 (sellout)

26

**Indiana 72
Wisconsin 70**

March 8, 1995 — Madison, WI

Wisconsin had three players in double figures and cut a nine-point second-half deficit to one point with 23 seconds left to play, but fell for the 29th straight time to Indiana, 72-70. Michael Finley led the Badgers with 21 points, Rashard Griffith added 18 points and 11 rebounds, and Andy Kilbride contributed 15 points behind 5-of-9 three-point shooting. Indiana, which shot .519 from the field, including .636 (7 of 11) from three-point range, got 23 points from Brian Evans. The UW outscored the Hoosiers 23-9 at the free throw line but shot just .323 from the floor. Griffith's three-point play cut the Hoosier lead to 71-70 with 23 seconds left but the Badgers were unable to score again on either of their two subsequent possessions.

INDIANA	FG	3PT	FT	RB	PTS	AS	ST	MIN
Evans, f	10-14	3-4	0-1	11	23	0	0	39
Patterson, f	6-12	4-4	2-5	5	18	2	0	26
Henderson, c	4-12	0-0	2-4	5	10	2	1	36
Miller, g	0-1	0-1	0-0	4	0	1	0	18

Reed, g	5-8	0-2	0-1	2	10	4	0	35
Herman	3-5	0-0	5-6	4	11	2	0	25
Lindeman	0-1	0-0	0-0	2	0	0	0	12
Eggers	0-1	0-0	0-0	3	0	0	0	3
Knight	0-0	0-0	0-0	0	0	0	0	3
Hart	0-0	0-0	0-0	0	0	0	0	3
team				1				
TOTALS	28-54	7-11	9-17	37	72	11	1	200
	.519	.636	.529					

WISCONSIN	FG	3PT	FT	RB	PTS	AS	ST	MIN
Finley, f	6-18	0-5	9-9	6	21	3	2	38
Daugherty, f	0-6	0-0	2-2	6	2	1	0	17
Griffith, c	6-13	0-0	6-9	11	18	1	0	28
Hoskins, g	2-4	0-1	4-4	4	8	4	1	34
Kilbride, g	5-11	5-9	0-0	1	15	1	1	36
Kelley	2-6	0-0	2-2	4	6	0	1	23
Nwachukwu	0-0	0-0	0-0	2	0	0	0	9
Mason	0-3	0-2	0-0	0	0	0	0	3
Peterson	0-1	0-1	0-0	1	0	0	1	7
Moore	0-3	0-0	0-0	1	0	0	1	6
team				1				
TOTALS	21-65	5-18	23-26	37	70	10	7	200
	.323	.278	.885					

Indiana	32	40	—	72
Wisconsin	30	40	—	70

Attendance: 11,500 (sellout)


27

**Michigan St. 97
Wisconsin 72**

March 11, 1995 — East Lansing, MI

Though trailing by only seven points at the half, the Badgers were outscored 14-6 to begin the second half and eventually fell 97-72 in the season finale at Michigan State. All-American Shawn Respert led the Spartans with 31 points, including eight three-pointers. Freshman Mosezell Peterson paced the Badgers with a season-high 16-points, while Michael Finley closed his stellar career at Wisconsin with 15 points and eight rebounds. Michigan State outshot the Badgers from the floor (.507 to .356) and held a 56-40 rebounding advantage.

WISCONSIN	FG	3PT	FT	RB	PTS	AS	ST	MIN
Finley, f	7-22	1-8	0-0	8	15	3	1	38
Daugherty, f	0-0	0-0	0-2	0	0	0	0	4
Griffith, c	2-12	0-0	5-11	11	9	0	1	34
Hoskins, g	3-9	1-3	3-4	3	10	2	1	31
Kilbride, g	0-2	0-2	0-0	1	0	0	0	16
Nwachukwu	1-2	0-0	1-2	3	3	0	0	9
Kelley	2-4	0-0	0-4	4	4	1	1	15
Conger	1-1	1-1	0-0	0	3	0	1	6
Peterson	5-9	4-8	2-3	1	16	1	1	21
Mason	3-9	1-5	1-2	2	8	2	0	14
Moore	1-2	0-0	0-0	2	2	0	0	11
Coleman	1-1	0-0	0-1	0	2	0	0	1
team				5				
TOTALS	26-73	8-27						



History

THE BADGER ALMANAC



BIG TEN CENTENNIAL

The Big Ten Conference is celebrating its 100th anniversary in 1995-96. The Centennial celebration started off with "Big Ten Centennial Week", which took place from July 31 through August 2, 1995, in Chicago. The week's highlight was the Centennial Gala Reception and Dinner at the Palmer House Hilton, where the Big Ten was born. The celebration continues throughout the 1995-96 academic year as Big Ten institutions host special Centennial events on their own campuses. Feb. 8, 1996 is the actual date of the Big Ten Conference's 100th anniversary and celebration plans for that date continue to unfold.


ALOHA!

The Badgers will open the 1995-96 season at the Maui Invitational in Hawaii Nov. 20-22. Joining Wisconsin in the eight-team field are defending NCAA champion UCLA, North Carolina, Michigan State, Villanova, Vanderbilt, Santa Clara and host Chaminade. This will be the UW's fifth tournament appearance in Hawaii. The Badgers have also played in four Rainbow Classics in Honolulu.

BADGERS SNAP BUCKEYE STREAK

Wisconsin's 86-67 victory over Ohio State on March 3, 1962 may seem, on the surface, no different than any of the other 121 games in the series between the two Big Ten rivals. But this contest had as many interesting backdrops as any game in Wisconsin history. The Buckeyes entered the game riding a 47-game regular-season winning streak that included 27 straight victories in Big Ten action. The formidable Ohio State roster featured a trio of seniors well-known to Big Ten basketball followers, past and present: all-Americans John Havlicek and Jerry Lucas, and reserve forward Bob Knight. On

Ken Barnes' 42-point performance remained as the UW's single-game scoring record for 30 years until Michael Finley matched it with a 42-point showing last season at Eastern Michigan.



the Wisconsin side were forward Ken Seibel, who was a three-time Badger MVP, and a reserve named Pat Richter. The Badger victory was keyed by guard Don Hearden, who had 29 points, and Seibel, who contributed 22 points and nine rebounds. Lucas paced the Buckeyes with 23 points and 15 boards. Havlicek made just 3 of 15 from the field, but scored 13 points and added 14 rebounds. Richter and Knight were each 0-for-1 from the floor.

BADGER NICKNAME

The sports program's nickname, "Badgers," was borrowed from the state of Wisconsin. The territory was dubbed the "Badger State," not because of animals in the region, but rather an

association with lead miners in the 1820s. Prospectors came to the state looking for minerals. Without shelter in the winter, the miners had to "live like badgers" in tunnels burrowed into hillsides.


BARNES BURNER

Ken Barnes' 42-point effort for the Badgers in a 92-73 loss to Indiana on March 8, 1965 stands out for a number of reasons. It set the Wisconsin single-game scoring record, eclipsing the 35-point performances of Jack Brens on Feb. 25, 1963 (also against Indiana) and Don Rehfeldt on Feb. 11, 1950 at Northwestern. Secondly, Barnes' scoring spree overshadowed his career-high 23 rebounds that night. Thirdly, Barnes, who was 15 of 25

from the field (no dunks) and 12 of 16 from the free throw line, scored his last 12 points after picking up his fourth foul with 11:54 left to play. But what makes this performance so unusual is the fact that it was the only time in Barnes' three-year UW career (1963-66) that he scored 30 points in a game. Remarkably, his record still stands and was not even matched until Michael Finley registered 42 points at Eastern Michigan on Dec. 10, 1994.

BIG TEN FOREIGN TOUR

For each of the last five summers, the Big Ten Conference has sent an all-star team overseas for a series of exhibition games with teams representing a variety of countries. Last summer Badger sophomore Booker Coleman made the trip to Japan where he and his conference mates compiled a 7-0 record against Japanese college all-star teams and U.S. Air Force base squads. Coleman averaged 7.7 points and 6.4 rebounds during the tour. Other Badgers who have traveled abroad to represent the Big Ten include: Howard Moore (Argentina, 1994), Jeff Petersen (Germany and Belgium, 1993), Louis Ely (England, Belgium and The Netherlands, 1992) and Carlton McGee (Scandinavia, 1991).



Booker Coleman

BUCKY BADGER

Badgers in various forms have been recognized as the school mascot for decades. The version currently known as Bucky, sporting a cardinal and white letter sweater, was first drawn in 1940 by artist Art Evans. At that time, the badger went by names like Benny, Buddy, Bernie, Bobby and Bouncey. Art Lentz, the department's publicity director, had the idea to bring the mascot to life.

The original badger mascot was too vicious to control. On more than one occasion, the live badger escaped handlers at UW football games before a sideline hero

recaptured the animal with a flying tackle. It was decided in the interest of fan and player safety that Wisconsin's mascot be retired to the Madison Zoo. The *Badger Yearbook* replaced the live badger with a small racoon named Regdab (badger backwards) and passed it off as a "badger in a racoon coat."

In 1949, a student in the university's art department, Connie Conrad, was commissioned to mold a paper-mache badger head. Gymnast and cheerleader, Bill Sagal, of Plymouth, Wis., was directed by homecoming chair Bill Sachse, to wear

the outfit at the homecoming game. A contest was staged to name the popular mascot. The winner was Buckingham U. Badger, or Bucky. The name apparently came from the lyrics in a song which encouraged the football team to "buck right through that line."

Bucky Badger has persevered through the years, even surviving a threat by then assistant attorney general, Howard Koop, in 1973. He suggested that Bucky be replaced by Henrietta Holstein, a loveable and productive cow. Koop argued that "kids love cows. A generation could grow up supporting the university and Henrietta Holstein." Koop's effort to overthrow Bucky failed.

Bucky even survived a cameo appearance by *Sports Illustrated* writer Rick Telander. In preparation for a book about the athletic department, Telander wore Bucky's costume at a 1991 volleyball match. Telander overcame "terminal claustrophobia" in his appearance as Bucky.

BUD SONG

An integral part of any Wisconsin band performance is the playing of the Bud song. The tune is a spinoff of the song "Budweiser, Here Comes the King," a jingle with words and music originally written by Steve Karmen for Budweiser



The 1922-23 Badgers allowed 12 Big Ten opponents an average of just 13.3 points per game. The UW shared the conference title with Iowa.

beer commercials. Copyrighted by Elsmere Music, Inc. in 1971, the song has become legendary at the University of Wisconsin because of its polka-like rhythm. Band director Michael Leckrone said the song's popularity got started at a 1975 hockey game. "The crowd wanted to hear a polka," he said. "I didn't have any polkas. We had, just by accident, this beer commercial in the tunes we play. I told the band if we substituted the word 'Wisconsin' for 'Budweiser' it would work."

COMEBACK WINS

The largest known comeback in school history occurred on Jan. 5, 1976, when Wisconsin came back from a 22-point deficit in an 82-81 overtime victory over Ohio State at the Field House. The Badgers were outscored 27-5 during a nine-minute stretch in the first half

and trailed 47-25 with 3:21 left in the period. They narrowed the gap to 49-31 at halftime and outscored the Buckeyes 41-23 in the second half, forcing overtime when Dale Koehler hit two free throws with 25 seconds left to tie the game at 72-72. Ohio State scored the first five points in the extra period, but the Badgers answered with a 10-2 run to go up 82-79 with 13 seconds left. The Buckeyes made two free throws with eight seconds left before Wisconsin ran out the clock. Wisconsin shot .297 from the field in the first half and .588 in the second, while Ohio State fell from .583 in the first period to just .379 in the second.

The two other biggest comebacks came on Dec. 4, 1948, when the Badgers trailed Marquette by 18 points (37-19) with 17:58 left in the game before rallying for a 67-63 overtime win, and on

Nov. 29, 1982, when Wisconsin defeated Toledo 79-71 after trailing by 17 points (47-30) with 19:11 left in the game. Both games were at the Field House.


DEE-FENSE!

For a perspective on just how well the 1922-23 Badgers played defense, consider the following. Big Ten scoring defense records, which date back to 1939, list Purdue's '39 squad as the conference record-holder, having allowed an average of 28.3 points in 12 games;

the '22-23 Badgers, however, allowed a mere 13.3 points per game in 12 outings. Wisconsin surrendered just 44 field goals and 72 free throws to conference foes that season. The 1922-23 UW squad was 12-3 overall and 11-1 in the Big Ten, good for a share of the conference title.

FINLEY, MICHAEL

Regarded by many as the greatest player in Badger basketball history, Finley is the school's career scoring leader with 2,147 points. Finley, a forward



Dr. Walter Meanwell

who played at the UW from 1991-95, finished his four-year Badger career ranked first or second on 11 different school statistical categories. A two-time, first-team all-Big Ten selection, he is the only player in school history to score 500 points in three different seasons and average more than 20 points per game in three different seasons. Last summer he became Wisconsin's first NBA first-round draft choice (21st overall to Phoenix) since 1980.

FIRST-ROUNDERS

Wisconsin has had a total of four first-round National Basketball Association draft choices in its hardwood history. The first Badger ever drafted, center Don Reffeldt in 1950, remains the UW's highest draft pick (second overall to Baltimore). Center Al Henry was Philadelphia's first choice (12th overall) in 1970. Guard Wes Matthews became Washington's No. 1 selection when he was chosen 14th overall in 1980. And last summer forward Michael Finley (21st overall to Phoenix) became the UW's first first rounder in 15 years. Wisconsin has 29 total NBA draft choices.

FOSTER, BUD

Harold "Bud" Foster coached Wisconsin's only NCAA basketball

champion when he guided the Badgers to the 1941 national title. Foster played at Wisconsin from 1928-30, earning all-Big Ten acclaim in 1929 and 1930 and all-America honors in 1930. He became head coach of the Badgers in 1935 and held that post until 1959. Foster-coached Wisconsin teams won Big Ten titles in 1935 (his first season), 1941 and 1947. Foster is a member of the National Basketball Hall of Fame, Wisconsin State Athletic Hall of Fame and the UW Athletic Hall

of Fame. His 25-year tenure as head coach is the longest of any Badger basketball coach and his 265 wins are the most among UW hoop bosses.

THE '41 CHAMPS

Wisconsin's only NCAA championship team — coach Bud Foster's 1941 squad — featured two of the UW's all-time greats in John Kotz and Gene Englund. Englund was the Big Ten MVP and an all-America choice in '41, while Kotz, an all-Big Ten selection that season,

was named most outstanding player in the NCAA championship game. The 1941 Badgers were 20-3, including a 15-game winning streak to end the season.

Wisconsin opened its championship campaign with a 39-20 victory over Ripon College (Dick Bennett's alma mater) in a game in which the Badgers played all 19 players they brought on the trip.

LITTLE DOCTOR

Dr. Walter E. "Doc" Meanwell, who coached

Badgers in the NBA Draft

Year	Player	Team	Round	Overall Pick
1950	Don Reffeldt	Baltimore	1st	2nd
1952	Ab Nicholas	Milwaukee	—	Team's 5th pick
1954	Paul Morrow	Rochester	—	Team's 8th pick
	Ron Weisner	Milwaukee	—	Team's 12th pick
1955	Dick Cable	Milwaukee	—	Team's 2nd pick
1956	Dick Miller	New York	—	Team's 9th pick
1963	Ken Siebel	Baltimore	6th	47th
	Ron Jackson	Baltimore	9th	70th
1964	Jack Brens	New York	9th	73rd
1966	Ken Barnes	Baltimore	16th	109th
1968	Joe Franklin	Milwaukee	5th	63rd
1969	James Johnson	Boston	7th	93rd
	John Schell	Milwaukee	8th	100th
1970	Albert Henry	Philadelphia	1st	12th
1971	Clarence Sherrod	Chicago	8th	134th
1972	Gary Watson	Philadelphia	10th	146th
1974	Kim Hughes	Buffalo	3rd	45th
	Kerry Hughes	Cleveland	8th	129th
1976	Dale Koehler	Cleveland	8th	123rd
	Bob Johnson	Detroit	10th	161st
1980	Wes Matthews	Washington	1st	14th
	Joe Chnelich	New York	4th	82nd
1981	Claude Gregory	Washington	2nd	41st
	Larry Petty	Los Angeles	7th	157th
1984	Cory Blackwell	Seattle	2nd	29th
1986	Rick Olson	Houston	7th	158th
1987	J.J. Weber	Milwaukee	3rd	64th
1995	Michael Finley	Phoenix	1st	21st
	Rashard Griffith	Milwaukee	2nd	38th

Wisconsin to basketball prominence from 1912-17 and 1921-34, is credited with launching modern basketball's emphasis on finesse and offensive strategy. His famous "criss-cross, pivot and pass" offense utilized all five players and featured short passes, the revolutionary criss-cross and weave, pivot in motion and screens for the shooter. Meanwell was born in Leeds, England but grew up in Rochester, N.Y., where he later became an amateur wrestling and boxing champion. He developed his famous style of play while teaching youngsters at a settlement house in Baltimore in the early 1900s. Meanwell's Wisconsin teams compiled a 256-99 (.721) overall record and 158-80 (.664) mark in Big Ten play en route to eight undisputed or shared conference titles (including one in his first season in 1911-12). Meanwell, known to his players as the "Little Doctor," held a medical degree from Maryland and a Ph.D. from Wisconsin. He practiced medicine in Madison until his death in 1953. He is a member of the National Basketball Hall of Fame in Springfield, Mass.

MINNESOTA SERIES

The University of Wisconsin and the University of Minnesota continue one of the

Milestone Victories

Below is a list of Wisconsin's milestone basketball victories:

1	at Wayland Academy (25-15), Feb. 23, 1900
100	Illinois (27-10), Jan. 13, 1912
200	at Purdue (24-18), March 13, 1918
300	Michigan (26-22), Jan. 9, 1928
400	Chicago (40-32), Feb. 29, 1936
500	Michigan (55-44), Feb. 10, 1945
600	at Louisiana State (82-66), Dec. 19, 1953
700	Northwestern (93-87 OT), Feb. 23, 1965
800	Southern Methodist (74-73), Dec. 28, 1973
900	Florida A&M (100-56), Nov. 26, 1983
1000	at Northwestern (74-57), Jan. 24, 1991

oldest and greatest rivalries in all of college athletics. The Gophers have been Wisconsin's basketball foe more times than any other school (162 games). On the football field, Wisconsin and Minnesota have met more times (104) than any other Division I schools. And the hotly contested Badger-Gopher hockey series — now 145 games old — is like no other on the collegiate scene.

MOTT, JIM

There is no greater authority on UW athletics than former Sports Information Director Jim Mott. His association with the sports information office began as a student assistant in 1953. He was named assistant SID a year later and was appointed director in 1966, a position he held until his retirement in 1990. He is a past president of the College Sports Information Directors of America and

is a member of that organization's Hall of Fame. Mott's memory is legendary among athletic department staffers. When the question of previous home night games was being tossed around the sports information office in anticipation of this year's football contest against Colorado, Mott noted that the UW had two previous home night games in its history. Obvious was the 1986 battle with Michigan. Mott also recalled the 1896 loss to the Carlisle Indians, including the date of the game, final score, and the fact that it was played in Chicago Coliseum.

MUHAMMAD ALI AND THE BOXING BANNERS

Wisconsin dominated the NCAA boxing scene for practically the entire 27 years (1933-60) that the school sponsored the sport. The Badgers, who owned an incredible 105-

8-10 all-time record at home, won eight NCAA team titles (the banners still hang in the UW Field House) and 38 individual championships. Ironically, the most famous boxer ever to perform in the UW Field House was not a collegian; the legendary Cassius Clay — later Muhammad Ali — fought in the 1959 Pan American Games trials held in the Field House. Clay lost in the finals to a Marine Corps southpaw named Amos Johnson.

NATIONAL CHAMPIONS

Wisconsin's 1941 basketball team won the school's only NCAA title, going 20-3 under head coach Harold "Bud" Foster. But the Badgers are credited with winning three other national titles. Coach Walter "Doc" Meanwell's 1911-12, 1913-14 and 1915-16 squads all were crowned national champions by the Helms Athletic Foundation of California.

NEW ARENA

Since 1930, Wisconsin basketball teams have called the UW Field House home. But that will all change, possibly within the next three years. Construction of a new, "basketball first" arena could begin as early as the spring of 1996. The facility could be in use for basketball by late 1998. The \$72

million arena, to be known as The Kohl Center, is named after its principal benefactor, U.S. Senator and UW-Madison alumnus Herb Kohl, who donated \$25 million toward its construction.

"ON, WISCONSIN"

The tune was originally composed in 1909 by Chicago's William Purdy, and the words were written by Carl Beck. Purdy and Beck had been fraternity brothers at Hamilton College (Clinton, N.Y.) and were roommates in Chicago. Purdy was going to submit the song for a \$100 prize the University of Minnesota was offering for a new football song. When Beck heard the music, he offered to write words and suggested that Purdy offer it to Wisconsin, where Beck had once studied. The song was an instant hit on campus and spread throughout the world. It was



Former Badger head coach John Powless attained ranking as the No. 1 tennis player in the world in singles and doubles for senior men 55 and older.

especially popular with military bands.

Some 2,500 schools and colleges have adopted the music and

changed the words to suit their needs. "On, Wisconsin" was sung for the first time at the 1909 homecoming football game vs. Minnesota.

The music was adapted by current Band Director Michael Leckrone in 1969. The original version had been played virtually unchanged since its inception. "I got a lot of flak for that," Leckrone said. "The old version was one you had to wait on. I wanted to generate immediate crowd reaction, so I stepped it up a bit."

POWLESS, JOHN

Wisconsin's head basketball coach from 1968-76, Powless guided the Badgers to their last winning record in conference play (8-6 in 1974). Powless, who starred in basketball and tennis at Murray State (he is a charter member of that school's Hall of Fame), was an assistant coach with Cincinnati's NCAA champions of 1961 and 1962. Powless was an assistant basketball coach (1963-68) and head tennis coach (1964-68) at Wisconsin before becoming head basketball coach. Powless, who has been a color commentator on Badger basketball television broadcasts since 1989, also is an accomplished tennis player. He has been ranked No. 1 in the world in singles and doubles for senior men 55 and older, and served six seasons as captain and coach of the U.S. Junior Davis Cup team.

"VARSITY" — The traditional arm-waving at the end of the song, "Varsity," was the 1934 brainstorm of band leader Ray Dvorak. He saw Pennsylvania students wave their caps after losing a game. Dvorak later instructed Wisconsin students to salute UW President Glenn Frank after each game.

On, Wisconsin!

*On Wisconsin, On Wisconsin
Plunge right through that line,
Run the ball clear down the field, boys
Touchdown sure this time
On Wisconsin, On Wisconsin
Fight on for her fame,
Fight, Fellows, Fight, Fight, Fight
We'll win this game!*



Badger fans and cheerleaders participate in the traditional arm waving at the end of the time-honored song, "Varsity."

VENTURE FOR VICTORY

Former Badger guard Ken Gustafson was selected by the Sports Ambassadors Division of Overseas Crusades, Inc. to take part in its 1966 "Venture for Victory", a tour of the Far East that included clinic demonstrations and scrimmages with local teams in several countries, among them Vietnam. The "Venture for Victory" program was started in 1952 when the Taylor University basketball team traveled to

Formosa at the invitation of Madame Chiang Kai-Shek. Gustafson, a native of St. Charles, Ill., left Wisconsin as the sixth-leading scorer in school history and was the team's MVP in 1964.

WINNING STREAK

The longest winning streak in Badger basketball history was a 29-game run of victories that began on Dec. 9, 1911, with a 31-18 triumph over Beloit. Wisconsin proceeded to go undefeated for the remaining

14 games of the 1911-12 campaign and for the first 14 games of the 1912-13 season. The streak was stopped with a 23-10 loss at Chicago in the last game of the '12-13 season on March 7.

Incidentally, the Badgers were 15-0 the following season and won their first nine games a year later for a 24-game winning streak that was halted — again by Chicago — on Jan. 23, 1915.

POSTSEASON HISTORY

UW 51, Dartmouth 50

MARCH 21, 1941 — MADISON, WI
NCAA EAST REGIONAL
FIRST ROUND

The Badgers began their quest for the national championship by rallying in the second half to down Dartmouth in the NCAA East Regional at the UW Field House. The lead changed hands four times in the first half before Dartmouth assumed a 24-22 lead at intermission. The Big Green managed to stay ahead or even through the first 15 minutes of the second half. The score was knotted at 42-42 with about eight minutes left when three-time Ivy League scoring champion Gus Broberg scored inside to give Dartmouth a 44-42 lead. The Badgers tied it again on a hook shot by Charles Epperson, then took their first lead since early in the game on an inside basket by Gene Englund. Englund scored again minutes later, and John Kotz added a pair of free throws to put Wisconsin up 51-46 with just over a minute remaining. Dartmouth scored the game's final four points, including a desperation field goal by from near half-court as the final gun sounded. Englund and Kotz finished with 18 and 15 points, respectively, to lead the Badgers, while Broberg paced Dartmouth with 20 points.

DARTMOUTH	FG	FT	PTS
Broberg	9-33	2-2	20
Munroe	7-15	1-2	15
Olsen	1-11	0-1	2
Pearson	0-4	1-1	1
Skaug	4-13	2-3	10
Else	0-2	0-0	0
Shaw	0-0	0-1	0
Parmer	1-2	0-0	2
Horner	0-0	0-0	0
TOTALS	22-80	6-10	50
	.275	.600	

WISCONSIN	FG	FT	PTS
Kotz	5-10	5-9	15
Epperson	4-11	0-0	8
Englund	6-21	6-7	18
Strain	0-6	1-3	1
Rehm	2-5	5-5	9
Timmerman	0-0	0-0	0
Alwin	0-0	0-0	0
TOTALS	17-53	17-24	51
	.321	.708	

Dartmouth 24 26 — 50
Wisconsin 22 29 — 51
Attendance: 12,500

UW 36, Pittsburgh 30

MARCH 22, 1941 — MADISON, WI
NCAA EAST REGIONAL
CHAMPIONSHIP

Wisconsin avenged a 36-34 home loss to Pittsburgh earlier in the season with a 36-30 victory over the Panthers in the NCAA East Regional title game at the UW Field House. The Badgers jumped to a 10-5 lead and were in front 12-9 before Pittsburgh's Eddie Straloski scored six straight points to give the Panthers a 15-12 lead. Pittsburgh led 18-14 at halftime and built its lead to 23-18 early in the second period. The Badgers scored the next six points to go up 24-23, getting a basket from Gene Englund and a field goal and two free throws from John Kotz. They built the lead to 29-25 and eventually extended the margin to 36-26 to win handily. Wisconsin outscored the Panthers 16-6 from the free throw line, going to the stripe 20 times compared to Pittsburgh's seven. Englund was 7 of 8 from the line and finished with 11 points, while Kotz made all four charity tosses and totaled 10 points. Straloski paced the Panthers with 12 points.

PITTSBURGH	FG	FT	PTS
Straloski	6-21	0-0	12
Klein	0-3	0-0	0
Kocheran	1-11	2-2	4
Port	1-4	2-3	4
Milanovich	2-4	0-0	4
Paffrath	1-5	1-1	3
Malarkey	1-8	1-1	3
Ziolkowski	0-5	0-0	0
Egan	0-2	0-0	0
TOTALS	12-63	6-7	30
	.190	.857	

WISCONSIN	FG	FT	PTS
Kotz	3-18	4-4	10
Epperson	2-6	3-4	7
Englund	2-11	7-8	11
Timmerman	0-0	0-1	0
Strain	2-4	0-1	4
Rehm	1-2	2-2	4
Scott	0-2	0-0	0
TOTALS	10-43	16-20	36
	.233	.800	

Pittsburgh 18 12 — 30
Wisconsin 14 22 — 36
Attendance: 14,000

UW 39, Washington State 34

MARCH 29, 1941 — KANSAS CITY, MO
NCAA CHAMPIONSHIP

Wisconsin's 15th consecutive win — a five-point decision over Washington State — netted the Badgers the NCAA crown. The Cougars led 10-8 and 12-9, but the Badgers rallied to take a 13-12 lead on a pair of baskets by John Kotz and never trailed again. Wisconsin took a 21-17 lead to the locker room at halftime. Kirk Gebert scored Washington State's first three field goals in the second period to help the Cougars pull even at 24-24, but free throws by Kotz and Ted Strain and baskets by Gene Englund and Charles Epperson gave the Badgers a comfortable 30-24 lead. Gebert pitched in three more field goals to help the Cougars narrow the margin to 34-32, but the Badgers nailed down the title on a field goal by Kotz and a free throw by Strain. Englund had 13 points to pace the victors, while Kotz totaled 12 points and was selected tournament MVP. Gebert led the Cougars with a game-high 21 points. Wisconsin ended the season with a 20-3 record.

WSU	FG	FT	PTS
Gentry	0-7	1-2	1
Gilberg	1-7	0-2	2
Butts	1-6	1-1	3
Lindeman	0-5	3-4	3
Zimmerman	0-1	0-0	0
Gebert	10-24	1-2	21
Hunt	0-3	0-0	0
Sundquist	2-9	0-0	4
Hooper	0-1	0-0	0
TOTALS	14-63	6-11	34
	.222	.545	

WISCONSIN	FG	FT	PTS
Epperson	2-13	0-0	4
Schrage	0-0	0-0	0
Kotz	5-22	2-3	12
Englund	5-12	3-3	13
Timmerman	1-2	0-0	2
Rehm	2-10	0-1	4
Strain	0-7	2-2	2
Alwin	1-1	0-0	2
TOTALS	16-67	7-9	39
	.239	.778	

WSU 17 17 — 34
Wisconsin 21 18 — 39
Attendance: 8,000

CCNY 70, UW 56

MARCH 20, 1947 — NEW YORK, NY
NCAA EAST REGIONAL
FIRST ROUND

City College of New York ended Wisconsin's dreams of a second national championship with an impressive second-half rally that carried it to a 70-56 win at Madison Square Garden in the opening round of the East Regional. The Badgers seemed in complete command in the first half, jumping to a 13-2 lead, extending the edge to 26-10 and cruising to a 37-27 halftime advantage. The second half, however, was dominated by CCNY. The Beavers began with a 12-2 run that tied the game at 39-39. The lead see-sawed for a few minutes before City College took the lead for good at 48-47. The Beavers pulled steadily away from there and rolled to an easy victory. The victors outscored Wisconsin 43-19 in the final period, including a 24-9 run during one stretch. Irwin Dambrot led CCNY with a game-high 16 points, including 11 in the second half, while Exner Menzel paced the Badgers with 15 points.

CCNY	FG	FT	PTS
Trub'wiz	0	0-0	0
Galiber	0	4-6	4
Dambrot	6	4-5	16
Malamed	6	1-1	13
Shapiro	0	1-2	1
Finestone	4	1-1	9
Farbman	2	2-3	6
Schmones	3	1-2	7
Jameson	5	0-0	10
Finger	2	0-0	4
TOTALS	28	14-20	70

WISCONSIN	FG	FT	PTS
Cook	5	3-4	13
Menzel	5	5-8	15
Falls	0	0-0	0
Pokrzywinski	0	0-0	0
Hertz	1	0-0	2
Mills	2	2-3	6
Rehfeldt	2	0-2	4
Haarlow	0	1-1	1
Selbo	6	0-0	12
Lautenbach	1	0-0	2
Krueger	0	1-1	1
Mader	0	0-0	0
TOTALS	22	12-19	56

CCNY 27 43 — 70
Wisconsin 37 19 — 56
Attendance: 18,000

UW 50, Navy 49

MARCH 22, 1947 — NEW YORK, NY
NCAA EAST REGIONAL
CONSOLATION

Glen Selbo's basket in the final seconds propelled the Badgers to a 50-49 win over the Midshipmen in the East Regional consolation game. Wisconsin led by as many as eight points in the first half and held a 29-24 lead at intermission, but the Middies rallied and went ahead 36-35 on a rebound basket by Bobby Searle and a free throw by Charles Sheehan. Bobby Cook put the Badgers back in front with a long basket and a free throw. Wisconsin extended the lead to 45-38 and appeared in command until Navy staged one final rally and cut the margin to 48-47. A rebound basket by Johnny Barrow pushed Navy in front, 49-48, setting the stage for Selbo's game-winner. Cook led the Badgers with a game-high 21 points, while Ken Shugart and Cy Waldrop paced the Navy attack with 14 and 13 points, respectively. Wisconsin ended the season with a 16-6 record.

NAVY	FG	FT	PTS
Robbins	2	0-0	4
Shugart	6	2-2	14
Waldrop	6	1-2	13
Barrow	2	1-2	5
Dick	0	1-1	1
Searle	3	1-3	7
Sheehan	1	1-2	3
Woods	0	0-0	0
Rensberger	0	0-1	0
Eliopolus	1	0-0	2
TOTALS	21	7-13	49

WISCONSIN	FG	FT	PTS
Cook	10	1-1	21
Menzel	2	1-2	5
Mills	0	2-3	2
Selbo	3	2-4	8
Lautenbach	2	2-2	6
Rehfeldt	1	0-0	2
Haarlow	2	2-4	6
TOTALS	20	10-16	50

Navy 24 25 — 49
Wisconsin 29 21 — 50
Attendance: n/a

UW 63, New Orleans 61

MARCH 15, 1989 — MADISON, WI
NATIONAL INVITATION TOURNAMENT
FIRST ROUND

Trent Jackson scored 15 of his team-high 22 points in the second half to lead Wisconsin to a 63-61 win over New Orleans in a first-round NIT game at the UW Field House. The Badgers broke open a 27-27 halftime tie with a 26-15 run to open the second period. Jackson scored 13 of the Badgers' points during the run. The Privateers narrowed the margin to 59-56 with 41 seconds left, but Jackson and Tim Locum made two free throws apiece to seal the win. Wisconsin outshot New Orleans .571-.521 from the field and owned a 28-15 rebounding edge. New Orleans outscored the Badgers 54-49 from the field but was outscored 14-7 from the free throw line. Willie Simms and Danny Jones pitched in 16 and 12 points, respectively, for the Badgers, while Darin Schubring pulled down a game-high 11 rebounds. The Privateers were led by forward Tony Harris, who scored 27 points before leaving the game with a sprained ankle with 2:25 left in the game.

UNO	FG	3PT	FT	RB	PTS	AS	ST	MIN
Richardson, f	2-4	0-0	2-2	2	6	2	1	32
Harris, f	11-19	1-2	4-4	3	27	1	0	34
Moore, c	3-4	0-0	0-0	2	6	0	0	36
Bennett, g	3-5	2-4	0-0	2	8	2	0	26
Thornton, g	1-2	0-0	0-0	0	2	3	0	11
Christian	0-2	0-0	0-0	0	0	1	0	17
Hokett	3-9	1-5	1-2	1	8	3	1	29
Curvey	2-3	0-0	0-0	5	4	1	0	15
team					0			
TOTALS	25-48	4-11	7-8	15	61	13	2	200
	.521	.364	.875					

WISCONSIN	FG	3PT	FT	RB	PTS	AS	ST	MIN
Jones, f	5-9	0-0	2-2	2	12	1	1	27
Simms, f	7-15	0-0	2-4	7	16	1	0	40
Schubring, c	1-1	0-0	1-2	11	3	2	0	39
Molaski, g	2-4	0-1	2-2	1	6	2	2	37
Jackson, g	8-10	1-1	5-6	3	22	3	0	40
Portmann	0-0	0-0	0-0	0	0	0	0	4
Locum	1-3	0-1	2-2	1	4	2	0	13
team					3			
TOTALS	24-42	1-3	14-18	28	63	11	3	200
	.571	.333	.778					

New Orleans 27 34 — 61
Wisconsin 27 36 — 63
Attendance: 10,118

St. Louis 73, UW 68

MARCH 20, 1989 — MADISON, WI
NATIONAL INVITATION TOURNAMENT
SECOND ROUND

St. Louis outscored Wisconsin 57-40 in the second half to post a 73-68 win over the Badgers in a second-round NIT game at the Field House. The Billikens shot just .350 from the field in the first half and trailed 28-16 at intermission. They shot a sizzling 69 percent (20-29) in the second half, however, and used a 7-0 run in the final minutes to take a six-point lead that the Badgers couldn't overcome. Roland Gray and Charles Newberry led the Billikens with 17 points each. Danny Jones led the Badgers with a game-high 24 points. St. Louis went on to capture the NIT title in New York. The Badgers finished 18-12.

ST. LOUIS	FG	3PT	FT	RB	PTS	AS	ST	MIN
Bonner, f	4-8	0-0	1-2	7	9	5	2	37
Gray, f	7-13	2-2	1-1	8	17	2	2	37
Ivester, c	0-0	0-0	0-0	0	0	0	0	7
Douglass, g	3-7	0-0	3-3	4	9	5	0	29
Newberry, g	6-10	1-1	4-4	2	17	3	1	38
Braun	1-2	0-0	0-0	4	2	0	0	14
Luechtefeld	3-5	1-3	6-6	1	13	1	1	17
Smith	1-2	0-0	0-0	0	2	0	0	10
Jones	2-2	0-0	0-0	0	4	0	0	11
team				3				
TOTALS	27-49	4-6	15-16	29	73	16	6	200
	.551	.667	.938					

WISCONSIN	FG	3PT	FT	RB	PTS	AS	ST	MIN
Jones, f	10-19	0-0	4-5	4	24	0	2	38
Simms, f	6-16	0-1	1-5	6	13	1	1	30
Schubring, c	0-2	0-0	0-2	9	0	0	0	32
Molaski, g	2-4	2-4	2-2	2	8	7	1	31
Jackson, g	7-13	1-4	0-0	7	15	6	1	36
Douglass	0-0	0-0	0-0	1	0	2	0	6
Portmann	0-0	0-0	0-0	0	0	2	1	9
Locum	3-6	2-3	0-0	0	8	0	0	18
team				2				
TOTALS	28-60	5-12	7-14	31	68	18	6	200
	.467	.417	.500					

St. Louis 16 57 — 73
Wisconsin 28 40 — 68
Attendance: 11,385

UW 87, Bowling Green 79 (OT)

MARCH 13, 1991 — MADISON, WI
NATIONAL INVITATION TOURNAMENT
FIRST ROUND

Willie Simms scored a career-high 31 points and grabbed a team-high seven rebounds to lead the Badgers to an 87-79 overtime win over Mid-American Conference champion Bowling Green State. Simms was 12 of 15 from the field, including 6 of 7 in the second half. The Badgers led 31-30 at halftime but fell behind 51-44 midway through the second period. Simms made two free throws in the final minutes to give Wisconsin a 69-67 lead, but the Falcons sent the game into overtime on Ed Colbert's short jumper with four seconds left. The Badgers exploded in overtime, scoring the first nine points and 15 of the first 17 in the extra frame.

Wisconsin shot .644 from the field, including a .778 mark (14-18) in the second half, and held the Falcons to a .485 mark. The Badgers also held a commanding edge at the free throw line, outscoring the Falcons 24-10 from the stripe. Joe Moore paced BGSU with 25 points and a game-high 14 rebounds.

BGSU	FG	3PT	FT	RB	PTS	AS	ST	MIN
Moore, f	9-13	0-0	7-9	14	25	0	2	44
Kizer, f	0-1	0-0	0-0	1	0	0	1	25
Colbert, c	2-4	0-0	0-0	3	4	0	0	18
Venable, g	5-18	2-6	3-3	4	15	6	0	42
Huger, g	7-15	0-2	0-0	2	14	4	0	33
Watson	5-6	0-0	0-0	2	10	0	1	25
Hall	1-1	0-0	0-5	3	2	0	1	16
Whitman	2-3	1-1	0-0	0	5	0	0	13
Street	0-2	0-0	0-0	0	0	0	0	6
Burnett	1-4	0-2	0-0	1	2	0	0	2
Bair	1-1	0-0	0-0	1	2	0	0	1
team				2				
TOTALS	33-68	3-11	10-17	33	79	10	5	225
	.485	.273	.588					

WISCONSIN	FG	3PT	FT	RB	PTS	AS	ST	MIN
Simms, f	12-15	0-0	7-14	7	31	3	1	41
Ellenson, f	1-2	0-1	0-0	2	2	1	0	24
Tompkins, c	7-10	0-0	4-6	3	18	6	3	44
Hisle, g	1-7	0-6	7-8	3	9	6	0	41
Locum, g	4-6	4-5	3-4	5	15	5	0	35
Peters	1-2	1-2	2-2	1	5	2	0	14
McGee	3-3	0-0	1-1	4	7	1	1	26
team				2				
TOTALS	29-45	5-14	24-35	27	87	24	5	225
	.644	.357	.686					

BGSU 30 39 10 — 79
Wisconsin 31 38 18 — 87
Attendance: 9,507

Stanford 80, UW 72

MARCH 18, 1991 — MADISON, WI
NATIONAL INVITATION TOURNAMENT
SECOND ROUND

Junior center Adam Keefe blistered Wisconsin for 33 points on 14 of 21 shooting and pulled down a game-high 14 rebounds to lead Stanford past the Badgers. Stanford, which would go on to capture the NIT title, exploded to a 26-9 lead before the Badgers cut the gap to 39-30 at halftime. The Cardinal put the game out of reach with an 11-2 run to open the second half. Stanford outshot the Badgers .549-.537 from the field and held a 30-23 rebounding advantage. The Badgers, who finished with a 15-15 record, were led in scoring by Willie Simms (14) and Tim Locum (12). Patrick Tompkins added 10 points and 12 rebounds.

STANFORD	FG	3PT	FT	RB	PTS	AS	ST	MIN
Vlahov, f	2-3	0-1	1-3	1	5	3	1	27
Wingate, f	4-9	0-0	3-5	8	11	2	1	40
Keefe, c	14-21	0-0	5-7	14	33	0	4	40
Patrick, g	2-6	1-1	2-2	2	7	8	0	33
Ammann, g	5-7	2-4	2-2	3	14	3	0	26
Lollie	1-3	0-0	8-10	0	10	2	0	23
Garrett	0-2	0-0	0-0	1	0	0	0	11
team				1				
TOTALS	28-51	3-6	21-29	30	80	18	6	200
	.549	.500	.724					

WISCONSIN	FG	3PT	FT	RB	PTS	AS	ST	MIN
Simms, f	3-3	0-0	8-15	0	14	4	3	37
Ellenson, f	0-5	0-4	3-3	3	3	1	0	18
Tompkins, c	5-7	0-0	0-2	12	10	1	0	38
Hisle, g	1-3	1-2	1-2	1	4	0	0	14
Locum, g	3-8	3-7	3-3	2	12	1	2	34
Peters	1-3	1-3	2-2	2	5	5	0	26
McGee	5-7	0-0	1-2	0	11	0	1	22
Good	0-0	0-0	0-0	0	0	0	0	4
Harrell	1-1	0-0	0-0	0	2	0	0	1
Weaver	2-3	2-2	3-3	0	9	0	0	5
Ely	1-1	0-0	0-0	0	2	0	0	1
team				0				
TOTALS	22-41	7-18	21-32	20	72	12	6	200
	.537	.389	.656					

Stanford 39 41 — 80
Wisconsin 30 42 — 72
Attendance: 11,309

Rice 77, UW 73

MARCH 17, 1993 — MADISON, WI
NATIONAL INVITATION TOURNAMENT
FIRST ROUND

Former Northwestern guard David Holmes returned to the Field House and poured in a career-high 32 points to lead Rice to a first-round victory in the National Invitation Tournament. He connected on 10 of 11 field goals, including all four three-point attempts, and made all eight free throws. The Owls went on an 11-1 run to go up 41-29 late in the first half and led 41-35 at intermission. The Badgers pulled even at 66-66 with just under six minutes left and led 73-70 with two minutes remaining, but the Owls scored the final seven points to end the Badgers' season. Michael Finley, who led Wisconsin with 23 points, set the school single-season scoring record (620) and became the 22nd Badger to top the 1,000-point mark, finishing the season with 1,001 points. Wisconsin finished the year with a 14-14 record.

RICE	FG	3PT	FT	RB	PTS	AS	ST	MIN
Tynes, f	0-2	0-0	0-0	3	0	2	0	17
Peakes, f	4-10	2-6	6-8	6	16	0	2	37
Scott, c	1-4	0-0	1-2	10	3	1	1	29
Holmes, g	10-11	4-4	8-8	2	32	1	2	37
Moore, g	4-12	2-4	3-4	2	13	2	0	39
Andrews	5-7	0-0	0-0	4	10	1	0	22
Schoettelkotte	1-1	0-0	1-2	1	3	0	0	11
Rabbitt	0-0	0-0	0-0	0	0	0	0	3
Glaze	0-0	0-0	0-0	0	0	0	0	3
Bell	0-1	0-0	0-0	0	0	0	0	1
Campbell	0-0	0-0	0-1	0	0	0	0	1
team				4				
TOTALS	25-48	8-14	19-25	32	77	7	5	200
	.521	.571	.760					

WISCONSIN	FG	3PT	FT	RB	PTS	AS	ST	MIN
Kelley, f	4-8	0-0	1-2	8	9	1	2	26
Finley, f	9-16	2-5	3-4	4	23	6	0	37
Ely, c	4-8	0-0	0-0	3	8	0	0	20
Webster, g	3-5	2-3	1-3	5	9	4	0	33
Kilbride, g	1-5	1-4	0-0	0	3	2	1	21
Harrell	0-0	0-0	0-0	1	0	0	0	8
Johnsen	1-5	0-3	0-0	2	2	0	0	21
Johnson	1-1	0-0	0-0	4	2	0	0	15
Carl	1-3	1-2	2-4	0	5	0	0	7
Petersen	5-7	0-0	2-4	1	12	0	0	11
McDuffie	0-0	0-0	0-0	0	0	0	0	1
team				2				
TOTALS	29-58	6-17	9-17	30	73	13	3	200
	.500	.353	.529					

Rice 41 36 — 77
Wisconsin 35 38 — 73
Attendance: 9,532

UW 80, Cincinnati 72

MARCH 17, 1994 — OGDEN, UTAH
NCAA WEST REGIONAL
FIRST ROUND

Playing in their first NCAA Tournament since 1947, the ninth-seeded Badgers posted a first-round victory over 25th-ranked and eighth-seeded Cincinnati. Wisconsin was led by Michael Finley (22 points, four assists, three steals) and Rashard Griffith (22 points, 15 rebounds). Griffith, who entered the game as a 56 percent free throw shooter, was 12 of 14 from the line. The Badgers jumped to a 10-2 lead, extended the advantage to 36-23 and were up 40-32 at halftime. Cincinnati rallied to take a 55-54 lead with just under 10 minutes left, but the Badgers went on a 22-12 run to put the game out of reach. Wisconsin outshot Cincinnati .455-.381 from the field and outrebounded the Bearcats 40-38. Freshman Dontonio Wingfield paced Cincinnati with 20 points and 10 rebounds.

WISCONSIN	FG	3PT	FT	RB	PTS	AS	ST	MIN
Finley, f	7-13	4-8	4-5	3	22	4	3	34
Petersen, f	4-7	0-0	0-1	7	8	0	0	21
Griffith, c	5-9	0-0	12-14	15	22	2	0	37
Webster, g	2-9	0-4	0-0	3	4	6	2	30
Kilbride, g	2-8	2-8	2-2	5	8	1	2	30
Kelley	1-4	0-0	1-3	3	3	0	1	17
Roberts	3-4	2-2	1-2	2	9	1	0	16
Johnson	0-0	0-0	0-0	0	0	0	0	3
Hoskins	1-1	0-0	2-2	1	4	1	1	12
team				1				
TOTALS	25-55	8-22	22-29	40	80	15	9	200
	.455	.364	.759					

CINCINNATI	FG	3PT	FT	RB	PTS	AS	ST	MIN
Wingfield, f	7-17	1-7	5-6	10	20	1	0	28
Bostic, f	3-7	0-0	2-2	4	8	1	1	26
Harris, c	2-6	0-0	0-0	4	4	1	4	18
Flint, g	5-11	1-5	0-0	4	11	2	2	35
Durden, g	3-7	3-6	6-7	2	15	1	3	31
Wright	0-0	0-0	0-0	0	0	0	0	1
Gregor	4-5	0-0	2-2	5	10	2	2	21
Burton	0-5	0-1	3-3	1	3	0	2	21
Julson	0-1	0-0	0-0	2	0	0	0	2
Jacobs	0-4	0-0	1-2	3	1	0	0	17
team				3				
TOTALS	24-63	5-19	19-22	38	72	8	14	200
	.381	.263	.864					

Wisconsin 40 40 — 80
Cincinnati 32 40 — 72
Attendance: 12,126 (sellout)

Missouri 109, UW 96

MARCH 19, 1994 — OGDEN, UTAH
NCAA WEST REGIONAL
SECOND ROUND

Big Eight Player of the Year Melvin Booker poured in a career-high 35 points, hitting 11 of 14 field goal tries, 6 of 8 three-point attempts and all seven free throws, to lead top-seeded and fifth-ranked Missouri to a second-round victory in the NCAA West Regional. The Tigers, who shot under 41 percent from the field the previous four games, shot a season-high .680 against Wisconsin, including a sizzling .708 mark in the second half. Mizzou connected on 6 of 6 three-point tries in the second half and was 12 of 19 from beyond the arc for the game (.632). The Badgers were led by Michael Finley, who netted a 36 points, and Tracy Webster, who tallied 27 points, seven assists and four steals. Webster tied the school records for three-pointers (7) and three-point attempts (13). Missouri jumped to a 26-13 lead and led 54-47 at halftime. The Badgers cut the gap to 67-63 at the 13:24 mark, but the Tigers responded with a 25-9 run to go up 92-72 with less than seven minutes left. The Badgers could get no closer than 10 points the rest of the way. The teams combined for an NCAA Tournament record 27 three-point field goals. Wisconsin finished the season with an 18-11 record.

WISCONSIN	FG	3PT	FT	RB	PTS	AS	ST	MIN
Finley, f	9-19	5-10	13-14	7	36	2	1	40
Petersen, f	3-5	0-0	0-2	5	6	1	0	19
Griffith, c	2-5	0-0	2-5	5	6	0	0	16
Webster, g	10-20	7-13	0-2	1	27	7	4	30
Kilbride, g	4-9	3-8	4-4	5	15	1	0	32
Kelley	0-0	0-0	2-4	3	2	2	0	21
Roberts	0-5	0-2	2-2	3	2	0	0	19
Johnson	0-0	0-0	0-0	3	0	0	0	11
Hoskins	0-1	0-1	2-2	0	2	1	0	9
Johnsen	0-3	0-3	0-0	0	0	0	0	3
team				2				
TOTALS	28-67	15-37	25-35	34	96	14	5	200
	.418	.405	.714					

MISSOURI	FG	3PT	FT	RB	PTS	AS	ST	MIN
Frazier, f	1-2	0-0	1-2	3	3	2	0	26
Thames, f	2-3	0-0	1-4	3	5	0	0	21
Crudup, c	4-5	0-0	2-2	1	10	3	0	16
Winfield, g	1-3	0-0	0-0	2	2	1	0	22
Booker, g	11-14	6-8	7-7	3	35	7	1	29
O'Liney	4-5	2-3	13-17	3	23	3	3	32
Finner	4-5	0-1	5-7	5	13	2	0	11
Atkins	6-10	4-5	0-0	4	16	0	0	18
Smith	0-0	0-0	0-0	2	0	1	0	6
Sutherland	0-1	0-1	0-0	1	0	1	0	5
Heller	0-0	0-0	0-0	0	0	0	0	3
Grimm	1-2	0-1	0-0	1	2	0	0	11
team				1				
TOTALS	34-50	12-19	29-39	29	109	20	4	200
	.680	.632	.744					

Wisconsin 47 49 — 96
Missouri 54 55 — 109
Attendance: 12,126 (sellout)


NCAA TOURNAMENT RECORDS

INDIVIDUAL


Points	36 by Michael Finley vs. Missouri, 1994
FG	10 by Tracy Webster vs. Missouri, 1994
FGA	22 by John Kotz vs. Washington State, 1941
FG%	.538 (7-13) by Michael Finley vs. Cincinnati, 1994
3P	7 by Tracy Webster vs. Missouri, 1994
3PA	13 by Tracy Webster vs. Missouri, 1994
3P%	.538 (7-13) by Tracy Webster vs. Missouri, 1994
FT	13 by Michael Finley vs. Missouri, 1994
FTA	14 by Michael Finley vs. Missouri, 1994 14 by Rashard Griffith vs. Cincinnati, 1994
FT%	.929 (13-14) by Michael Finley vs. Missouri, 1994
Rebounds	15 by Rashard Griffith vs. Cincinnati, 1994
Assists	7 by Tracy Webster vs. Missouri, 1994
Blocks	2 by Grant Johnson vs. Missouri, 1994
Steals	4 by Tracy Webster vs. Missouri, 1994

TEAM

Points	96 vs. Missouri, 1994
FG	28 vs. Missouri, 1994
FGA	67 vs. Missouri, 1994 67 vs. Washington State, 1941
FG%	.455 (25-55) vs. Cincinnati, 1994
3P	15 vs. Missouri, 1994
3PA	37 vs. Missouri, 1994
3P%	.405 (15-37) vs. Missouri, 1994
FT	25 vs. Missouri, 1994
FTA	35 vs. Missouri, 1994
FT%	.759 (22-29) vs. Cincinnati, 1994
Rebounds	40 vs. Cincinnati, 1994
Assists	15 vs. Cincinnati, 1994
Blocks	4 vs. Missouri, 1994
Steals	9 vs. Cincinnati, 1994



Michael Finley



Tracy Webster


NIT RECORDS

INDIVIDUAL

Points	31 by Willie Simms vs. Bowling Green, 1991
FG	12 by Willie Simms vs. Bowling Green, 1991
FGA	19 by Danny Jones vs. St. Louis, 1989
FG%	.800 (12-15) by Willie Simms vs. Bowling Green, 1991
3P	4 by Tim Locum vs. Bowling Green, 1991
3PA	7 by Tim Locum vs. Stanford, 1991
3P%	.429 (3-7) by Tim Locum vs. Stanford, 1991
FT	8 by Willie Simms vs. Stanford, 1991
FTA	15 by Willie Simms vs. Stanford, 1991
FT%	.533 (8-15) by Willie Simms vs. Stanford, 1991
Rebounds	12 by Patrick Tompkins vs. Stanford, 1991
Assists	7 by Tom Molaski vs. St. Louis, 1989
Blocks	2, by three players
Steals	3, by two players

TEAM

Points	87 vs. Bowling Green, 1991
FG	29, twice
FGA	60 vs. St. Louis, 1989
FG%	.644 (29-45) vs. Bowling Green, 1991
3P	7 vs. Stanford, 1991
3PA	18 vs. Stanford, 1991
3P%	.417 (5-12) vs. St. Louis, 1989
FT	24 vs. Bowling Green, 1991
FTA	35 vs. Bowling Green, 1991
FT%	.778 (14-18) vs. New Orleans, 1989
Rebounds	31 vs. St. Louis, 1989
Assists	24 vs. Bowling Green, 1991
Blocks	5 vs. Bowling Green, 1991
Steals	6, twice




Willie Simms




Tom Molaski

FIRST-TEAM ALL-AMERICANS




CHRIS STEINMETZ SR.

All-America guard as a senior in 1905 ... known as "The Father of Wisconsin Basketball" ... played from 1902-05 ... captain of 1905 team that toured the eastern United States, playing a nine-game tour that helped popularize the game on campus ... set single-season scoring mark of 462 points in 1905, making 112 field goals and 238 free throws ... scored a single-game high of 50 points in opening game of his senior season against Co. G, Sparta ... had a record 20 field goals vs. Beloit College and made 26 free throws vs. the Two Rivers Athletic Club ... member of National Basketball and Wisconsin State Halls of Fame ... native of Milwaukee, Wis.



GEORGE LEWIS


All-American in 1916 ... all-Big Ten in 1915 and 1916 ... played from 1915-17 ... member of 1916 squad that posted 20-1 record and won Big Ten championship ... led the Big Ten with 109 points in 12 games in 1916 ... also an outstanding baseball player at Wisconsin ... coached Indiana University basketball team in 1921 and 1922, posting a record of 25-16 ... his family started Illinois Glass Company and George played a prominent role in developing basketball's glass backboards ... a native of Madison, Wis.



HAROLD "BUD" FOSTER


All-American center in 1930 ... all-Big Ten in 1929 and 1930 ... team captain in 1930 ... played from 1928-30 ... played high school and junior college basketball in Mason City, Iowa, before enrolling at Wisconsin ... went on to play professionally with Oshkosh All-Stars ... served as head coach of the Badgers from 1935-59 ... his squads won Big Ten titles in 1935, 1941 and 1947 and national championship in 1941 ... posted 265-267 career record ... member of Helms Basketball Hall of Fame, National Basketball Hall of Fame, Wisconsin State Athletic Hall of Fame and the University of Wisconsin Athletic Hall of Fame.

FIRST-TEAM ALL-AMERICANS




GENE ENGLUND

All-America center in 1941 ... all-Big Ten in 1940 and 1941 ... Wisconsin and Big Ten MVP in 1941 ... captain of 1941 squad that won Big Ten and NCAA championships ... also set Big Ten scoring record with 162 points in 1941 ... led Badgers in scoring in 15 of 23 games in 1941 ... played from 1939-41 ... a native of Kenosha, Wis.



JOHN KOTZ

All-America forward in 1942 ... all-Big Ten in 1941 and 1942 ... played from 1941-43 ... sophomore member of 1941 Big Ten and NCAA championship team ... named outstanding player in 1941 NCAA championship game ... led Big Ten in scoring with 242 points in 1942 ... team and Big Ten MVP in 1942 ... captain of 1943 squad ... graduated as school's career scoring leader (841) ... native of Rhinelander, Wis.



DON REHFELDT

All-America center in 1950 ... all-Big Ten in 1949 and 1950 ... led Big Ten in scoring in 1949 (229) and 1950 (265) ... team MVP in 1949 and 1950 and Big Ten MVP in 1950 ... graduated as school's career scoring leader (1,169) ... second player picked in 1950 NBA draft by Baltimore Bullets ... member of Illinois Basketball Coaches Hall of Fame ... a native of Chicago, Ill.

HONORS AND AWARDS

NAISMITH MEMORIAL BASKETBALL HALL OF FAME

1959 Dr. Walter Meanwell
1959 Harold Olsen
1959 Chris Steinmetz Sr.
1964 Harold Foster

Years indicate year of induction

ALL-AMERICA (first team)

1905 Chris Steinmetz Sr.
1916 George Levis
1930 Harold Foster
1941 Gene Englund
1942 John Kotz
1950 Don Reffeldt

PLAYBOY MAGAZINE PRESEASON ALL-AMERICA

1994 Michael Finley

HELMS FOUNDATION PLAYER OF THE YEAR

1905 Chris Steinmetz Sr.
1912 Otto Stangel
1916 George Levis
1918 William Chandler

NCAA TOURNAMENT MVP

1941 John Kotz

BIG TEN MVP

1941 Gene Englund
1942 John Kotz
1947 Glen Selbo
1950 Don Reffeldt

ALL-BIG TEN (first-team)

1907 Arthur Frank
Charles Scribner
1908 Hugh Harper
Helmer Swenholt
1911 Walter Scoville
1912 Walter Scoville
Otto Stangel
1913 Carl Harper
Allen Johnson
Eugene Van Gent

1914 John Van Riper
Carl Harper
Eugene Van Gent
1915 George Levis
1916 William Chandler
George Levis
Harold Olsen
1917 William Chandler
Paul Meyers
Harold Olsen
1923 Gus Tebell
Rollie Williams
1924 Marshall Diebold
1925 Marshall Diebold
1928 George Hotchkiss
1929 Ed Chmielewski
Harold Foster
1930 Ed Chmielewski
Harold Foster
1934 Rolf Poser
1935 Gilbert McDonald
Rolf Poser
1938 Hod Powell
1940 Gene Englund
1941 Gene Englund
John Kotz
1942 John Kotz
1947 Bob Cook
Walt Lautenbach
Glen Selbo
1948 Bob Cook
1949 Don Reffeldt
1950 Don Reffeldt
1951 Ab Nicholas
1952 Ab Nicholas
1968 Joe Franklin
1991 Patrick Tompkins
1993 Michael Finley
1995 Michael Finley
Rashard Griffith

ACADEMIC ALL-BIG TEN

1967 Chuck Nagle
1970 Clarence Sherrod
1972 Lee Oler
1974 Gary Anderson
1978 Bill Pearson
1985 Rod Ripley
1986 Rod Ripley
1987 Rod Ripley
1988 Rob Willey
1990 Billy Douglass
1991 Damon Harrell
Grant Johnson
Jay Peters
1992 Damon Harrell
Grant Johnson
Jay Peters

Jeff Petersen
1993 Chris Conger
Damon Harrell
Grant Johnson
Jeff Petersen
1994 Chris Conger
Grant Johnson
Jeff Petersen

TEAM USA

1993 Michael Finley

WORLD UNIVERSITY GAMES

1993 Michael Finley

GOODWILL GAMES

1994 Michael Finley

TEAM MVP

1941 Gene Englund
1942 John Kotz
1943 Bob Sullivan
1944 Ray Patterson
1945 Ray Patterson
1946 Bob Cook
1947 Glen Selbo
1948 Bob Cook
1949 Don Reffeldt
1950 Don Reffeldt
1951 Ab Nicholas
1952 Ab Nicholas
1953 Charles Siefert
1954 Paul Morrow
1955 Dick Cable
1956 Dick Miller
1957 Bob Litzow
1958 Walter Holt
1959 Bob Barneson
1960 Fred Clow
1961 Ken Siebel
1962 Ken Siebel
1963 Ken Siebel
1964 Ken Gustafson
1965 Jim Bohlen
1966 Paul Morenz
1967 Joe Franklin
1968 Joe Franklin
1969 James Johnson
1970 Albert Henry
1971 Glen Richgels
1972 Leon Howard
1973 Leon Howard
Kim Hughes

1974 Gary Anderson
Kim Hughes
1975 Dale Koehler
1976 Dale Koehler
1977 Bob Falk
1978 Arnold Gaines
1979 Wes Matthews
1980 Joe Chrnlich
1981 Claude Gregory
1982 John Bailey
1983 Cory Blackwell
1984 Cory Blackwell
1985 Scott Roth
1986 Rick Olson
1987 J.J. Weber
1988 Trent Jackson
1989 Trent Jackson
1990 Danny Jones
1991 Patrick Tompkins
1992 Tracy Webster
1993 Michael Finley
1994 Michael Finley
1995 Rashard Griffith

CAPTAIN

1899 Walter Hirschberg
1900 Walter Hirschberg
1901 Walter Hirschberg
1902 Henry Helmholtz
1903 John Potter
1904 Harvey Schofield
1905 Chris Steinmetz Sr.
1906 James Bush
1907 Charles Scribner
1908 Harlan Rogers
1909 Helmer Swenholt
1910 William Witt
1911 Albert Birch
1912 Walter Scoville
1913 Jahn Van Riper
1914 Eugene Van Gent
1915 E.O. Lange
1916 Mel Haas
1917 George Levis
Harold Olsen
1918 William Chandler
1919 Anthony Zulfer
1920 Harold Knapp
1921 Warren Taylor
1922 Duke Caesar
1923 Gus Tebell
1924 Douglas Gibson
1925 Marshall Diebold
1926 Henry Brooks
1927 Rollie Barnum
Ralph Merkel
1928 Louis Behr



Mosezell Peterson was named Wisconsin's Most Improved Player last season.

- 1929 John Doyle
- 1930 Harold Foster
- 1931 Ed Chmielewski
- 1932 Marvin Steen
- 1933 Ray Wickman
- 1934 Rolf Poser
- 1935 Rolf Poser
- 1936 Edward Stege
- 1937 Gordy Fuller
- 1938 Howard Powell
- 1939 Byron Bell
- 1940 Walter Anderson
- 1941 Gene Englund
- 1942 Robert Alwin
- 1943 John Kotz
- 1944 Ray Patterson
- 1945 Eugene Mathews
- 1946 Walter Lautenbach
- 1947 Edward Mills
- 1948 Douglas Rogers

- 1950 Robert Mader
- 1951 James Van Dien
- 1952 Edward Carpenter
- 1953 Charles Siefert
- 1954 Robert Weber
- 1955 Richard Cable
- 1956 Richard Jorgensen
- 1957 Glenn Borland
- 1958 Glenn Borland
- 1959 Robert Barneson
- 1960 Robert Barneson
- 1961 James Biggs
- 1962 Thomas Hughbanks
- 1963 Thomas Gwyn
- 1964 Michael O'Melia
- 1965 James Bohan
- 1966 Kenneth Gustafson
- 1967 Dennis Sweeney
- 1968 Michael Carlin
- 1969 Joe Franklin
- 1970 Al Henry
- 1971 Dennis Conlon
- 1972 Robert Frasor

- 1973 Leon Howard
- 1974 Kim Hughes
- 1975 Dale Koehler
- 1976 Dale Koehler
- 1977 Pete Brey
- 1978 James Smith III
- 1979 Joe Chernelich
- 1980 Joe Chernelich
- 1981 Dan Hastings
- 1982 John Bailey
- 1983 Greg Dandridge
- 1984 Cory Blackwell
- 1985 Scott Roth
- 1986 Jay Laszewski
- 1987 Mike Heineman
- 1988 Tom Molaski
- 1989 Trent Jackson
- 1990 Danny Jones
- 1991 John Ellenson
- 1992 Billy Douglass
- 1993 Tracy Webster
- 1994 Tracy Webster
- 1995 Michael Finley

REBOUNTING AWARD

- 1966 Joe Franklin
- 1967 Joe Franklin
- 1968 Joe Franklin
- 1969 James Johnson
- 1970 Albert Henry
- 1971 Glen Richgels
- 1972 Kim Hughes
- 1973 Kim Hughes
- 1974 Kim Hughes
- 1975 Dale Koehler
- 1976 Dale Koehler
- 1977 James Gregory
- 1978 Joe Chernelich
- 1979 Claude Gregory
- 1980 Claude Gregory
- 1981 Claude Gregory
- 1982 Brad Sellers
- 1983 Brad Sellers
- 1984 Cory Blackwell

- 1985 J.J. Weber
- 1986 Rod Ripley
- 1987 J.J. Weber
- 1988 Danny Jones
- 1989 Danny Jones
- 1990 Patrick Tompkins
- 1991 Patrick Tompkins
- 1992 Michael Finley
- 1993 Louis Ely
- 1994 Rashard Griffith
- 1995 Rashard Griffith

DEFENSIVE PLAYER OF THE YEAR

- 1988 Darin Schubring
- 1989 Darin Schubring
- 1990 Not presented
- 1991 Not presented
- 1992 Grant Johnson
- 1993 Andy Kilbride
- 1994 Grant Johnson
- 1995 Andy Kilbride

MOST IMPROVED PLAYER

- 1977 James Gregory
- 1978 Claude Gregory
- 1979 Larry Petty
- 1980 Larry Petty
- 1981 John Bailey
- 1982 Keith Mitchell
- 1983 Jim Smith
- 1984 John Ploss
- 1985 J.J. Weber
- 1986 Gregg Steinhaus
- 1987 Trent Jackson
- 1988 Danny Jones
- 1989 Willie Simms
- 1990 Patrick Tompkins
- 1991 John Ellenson
- 1992 Grant Johnson
- 1993 Jason Johnsen
- 1994 Jeff Petersen
- 1995 Mosezell Peterson

MR. DEFLECTION

- 1993 Michael Finley
- 1994 Michael Finley
- 1995 Michael Finley

ALL-TIME LETTERWINNERS

A

Adams, James 1911
 Adams, Lloyd 1970
 Affeldt, George 1943
 Alwin, Robert 1940, 41, 42
 Anderson, Dean 1976
 Anderson, Gary 1972, 73, 74
 Anderson, George 1914
 Anderson, Orrin 1925
 Anderson, Peter 1951, 52
 Anderson, Walter 1939, 40
 Andrews, Charles 1926, 27, 28
 Arthur, Frank 1907
 Aslakson, Charles 1965

B

Bachman, Willis 1945
 Badura, Robert 1955, 56
 Bailey, John 1979, 80, 81, 82
 Bain, Frank 1925
 Barao, Thomas 1970
 Barlow, Millard 1919
 Barnard, Samuel 1958
 Barnes, Kenneth 1964, 65, 66
 Barnes, Robert 1985
 Barneson, Robert 1958, 59, 60
 Barnum, Rollie 1925, 26, 27
 Bartlett, Edwin 1902, 03
 Barwig, Byron 1923, 24, 25
 Baumgarten, David 1971
 Behr, Louis 1926, 27, 28
 Bell, Byron 1937, 38, 39
 Bencrisutto, Fred 1950, 51
 Bender, John 1933
 Bickelhaupt, William 1910
 Biggs, James 1959, 60, 61
 Birch, Albert 1909, 10, 11
 Birch, Frank 1918
 Bishop, Warren 1900, 01
 Blackwell, Cory 1982, 83, 84
 Bloor, James 1946
 Bohan, James 1963, 64, 65
 Borland, Glenn 1956, 57, 58
 Bowers, Dale 1949
 Breikreutz, Emil 1904, 05
 Brens, John 1962, 63, 64
 Brey, Peter 1975, 76, 77
 Brock, Harold 1918
 Brooks, Henry 1925, 26
 Buechl, William 1951
 Bunke, Richard 1945
 Burdick, William 1899, 1900
 Burlington, Keith 1968, 69
 Burks, Frank 1960
 Bush, James 1904, 05, 06

C

Cable, Richard 1952, 53, 54, 55
 Cannon, Patrick 1971
 Carl, Adam 1993

Carlin, Michael 1966, 67, 68
 Carlin, Shawn 1995
 Carlson, George 1918
 Carpenter, Edward 1952
 Cary, David 1983
 Ceaser, Carl 1920, 21, 22
 Chandler, William 1916, 17, 18
 Chmielewski, Ed 1929, 30, 31
 Chrnlich, Joseph 1977, 78, 79, 80
 Clinton, James 1951, 55
 Clow, Fred 1958, 59, 60
 Colbert, Brian 1975, 76
 Coleman, Booker 1995
 Conger, Chris 1993, 94, 95
 Conlon, Dennis 1970, 71
 Cook, Robert 1946, 47, 48
 Coyne, William 1937

D


Dahlke, Charles 1951, 52
 Daly, Michael 1953, 54
 Dandridge, Greg 1980, 81, 82, 83
 Daugherty, Sean 1995
 Davis, Ernest 1937, 38
 DeCremer, James 1970, 71
 DeMark, Nick 1934, 35, 36
 DeMerit, John 1957
 Deppe, Ted 1941
 Dick, Donald 1944
 Diebold, Marshall 1923, 24, 25
 Dougan, Trevor 1926
 Douglass, Billy 1989, 90, 91, 92
 Downs, Edward 1943
 Doyle, John 1928, 29
 Drayton, Dwight 1970
 Dupee, David 1937, 38, 39
 Dutrisac, Richard 1959, 61
 Dykstra, Clarence 1944

E

Ellenson, John 1989, 90, 91
 Ellerman, Raymond 1928, 29
 Elsom, Kendall 1923, 24
 Ely, Louis 1991, 92, 93
 Englund, Gene 1939, 40, 41
 Englund, Gene Jr. 1962
 Epperson, Charles 1940, 41, 42

F

Falk, Robert 1975, 76, 77
 Falls, Richard 1947, 48
 Fanning, Willis 1920
 Fraber, Maurice 1929, 30
 Farwell, Knight 1924
 Faurote, Gerald 1976, 77
 Finley, Michael 1992, 93, 94, 95
 Fleming, Sean 1987
 Floden, Tuve 1915
 Folz, Daniel 1953, 54, 55, 56
 Fossom, Bruce 1948, 49



Claude Gregory, Wisconsin's third-leading career scorer, lettered four seasons for the Badgers.

Foster, Harold 1928, 29, 30
 Franklin, Joseph 1966, 67, 68
 Frasor, Robert 1970, 71, 72
 Frey, Mannie 1937, 38
 Fuller, Gordy 1935, 36, 37

G

Gage, Leslie 1922, 23
 Gaines, Arnold 1977, 78, 79, 80
 Gallagher, John 1939, 40
 Gallagher, Robert 1944

Galle, Fred 1927
 Gardner, Thomas 1966
 Garrott, William 1935
 Gharrity, Martin 1960
 Gibson, Douglas 1922, 23, 24
 Gillespie, James 1989
 Godfrey, Roger 1953, 54

Goering, Vince 1945
 Golston, Carl 1982
 Good, Brian 1989, 90, 91, 92
 Grams, David 1963, 64
 Gregory, Claude ... 1978, 79, 80, 81
 Gregory, James 1977, 78
 Griffith, Rashard 1994, 95
 Grimm, Kurt 1944, 45, 46
 Griswold, Harry 1930, 31, 32
 Gross, Raymond 1957, 58, 59
 Gustafson, Kenneth .. 1964, 65, 66
 Gwyn, Thomas 1961, 62, 63

H

Haarlow, Robert .. 1946, 47, 48, 49
 Haas, Mel 1914, 15, 16
 Hackbart, Dale 1959
 Hamann, Ray 1933, 34, 35
 Hardy, Emir 1975
 Harget, Edmund 1926
 Harper, Carl 1912, 13, 14
 Harper, Hugh 1906, 08, 10
 Harrell, Damon ... 1990, 91, 92, 93
 Harris, Bob 1937
 Hastings, Daniel .. 1978, 79, 80, 81
 Haukedahl, Stanley 1937
 Hearden, Donald 1962, 63, 64
 Heineman, Michael 1984, 85, 86, 87
 Helmholz, Henry 1900, 02
 Hemming, Victor 1917
 Henderson, Dwight 1912
 Hendrickson, Eino 1967, 68, 70
 Henry, Albert 1969, 70
 Herreid, Carl 1952
 Hertz, Gilman 1943, 47
 Hippen, Jack 1982, 83, 84, 85
 Hirschberg, Walter 1899, 1900, 01
 Hisle, Larry Jr. 1990, 91
 Holcomb, Douglas 1947
 Hollinger, Robert 1945
 Holt, Walter 1957, 58
 Hoskins, Darnell 1994, 95
 Hotchkiss, George 1926, 27, 28
 Howard, Leon 1971, 72, 73
 Hughbanks, Thomas . 1960, 61, 62
 Hughes, Kerry 1972, 73, 74
 Hughes, Kim 1972, 73, 74

J

Jackson, Ronald 1961, 62
 Jackson, Trent 1986, 87, 88, 89
 Jacobson, Steve 1982
 Jefferson, Ivan 1959
 Jenkins, Robert 1978, 79, 80
 Johnsen, Jason 1991, 92, 93, 94
 Johnson, Allen 1912, 13
 Johnson, Bobbie 1963, 64
 Johnson, Grant 1991, 92, 93, 94
 Johnson, James 1967, 68, 69
 Johnson, Robb 1966, 67
 Johnson, Robert 1975, 76
 Johnson, William 1944, 45
 Johnson, Silas Jr. 1951, 52
 Jones, Charles 1935, 36, 37
 Jones, Danny 1987, 88, 89, 90
 Jorgensen, Richard 1955, 56

K


Kelley, Brian 1992, 93, 94, 95
 Kilbride, Andy 1992, 93, 94, 95
 Knake, Robert 1933, 34
 Knapp, Harold 1918, 19, 20, 21
 Koehler, Dale 1973, 74, 75, 76
 Korth, John 1983
 Kotz, John 1941, 42, 43
 Kowalszyk, Henry 1927, 29
 Kreklow, Mike 1980, 81
 Krueger, Robert 1943, 47
 Kuechenmeister, Hugo 1914
 Kulas, Brian 1957, 58, 59

L

Lange, E.O. 1914, 15
 Laszewski, Jay 1983, 84, 85, 86
 Lautenbach, Walter ... 1942, 43, 47
 Leichtfuss, David 1957
 Lenheiser, Ray 1941
 Levis, George 1915, 16, 17
 Lindemann, Walter 1908
 Litzow, Robert 1956, 57, 58
 Locum, Tim 1988, 89, 90, 91
 Lotzer, Mark 1976
 Luchsinger, Robert 1973, 74, 75
 Lynch, John 1941, 42

M

Mack, Thomas 1955, 56
 Mader, Robert 1947, 48, 49, 50
 Maisel, Lawrence 1918
 Manwarring, Craig 1972
 Mapel, Charles 1902
 Markham, Marshall .. 1949, 50, 51
 Mason, Sean 1995
 Mathews, Eugene 1945, 46
 Matthews, Wesley 1978, 79, 80
 Matthusen, Carl 1929, 30
 Mayberry, Craig 1969, 70
 McCallum, James 1967, 68
 McCauley, Bruce 1973, 74, 75
 McConochie, Stewart 1903, 04
 McCoy, Marcus 1973, 74, 75
 McDonald, Gilbert 1933, 34, 35
 McDuffie, Otto 1992, 93
 McGee, Carlton 1991, 92, 93
 McIntosh, Charles 1917
 McIntosh, Clarence 1919, 23
 Menzel, Exner 1946, 47
 Merkel, Ralph 1925, 26, 27
 Meyers, Paul 1916, 17
 Miller, David 1983, 84
 Miller, Fred 1933
 Miller, Godfrey 1925
 Miller, Lycan 1927, 28, 29
 Miller, Richard 1954, 55, 56
 Miller, William 1967
 Mills, David 1959
 Mills, Edward 1943, 47, 48
 Mitchell, Keith 1979, 80, 81, 82
 Mitchell, Lee 1935, 36, 37
 Mitchell, Thomas 1967, 68, 69
 Molaski, Tom 1986, 87, 88, 89
 Moore, Earl 1948, 49, 50
 Moore, Howard 1993, 94, 95
 Morenz, Paul 1965, 66



Rick Olson lettered at Wisconsin from 1983-86 and currently ranks as the fourth-leading scorer in school history.

Morrow, J. Paul 1952, 53, 54
 Mueller, Curtis 1954, 55, 56
 Murray, Richard 1959, 60

N

Nagle, Charles 1967, 68, 69
 Nelson, Douglas 1930, 31, 32
 Nelson, George 1926, 27, 26
 Neprud, Carl 1912
 Newberg, Mark ... 1976, 77, 79, 80
 Nicholas, Albert 1950, 51, 52
 Nickoli, Robert 1946
 Niemuth, Wallace 1946, 48
 Nord, Ronald 1950
 Nwachukwu, Osita 1995

O

Oaks, Leroy 1932
 O'Brien, Leland 1944
 Ockershauser, Karl 1934
 Oler, Lee 1970, 71, 72

Olsen, Harold 1915, 16, 17
 Olson, Rick 1983, 84, 85, 86
 O'Melia, Michael 1962, 63, 64
 Ostrom, Lonnie 1961, 62, 63

P

Page, Donald 1949, 50
 Pamperin, John 1958
 Parker, John 1954, 55, 56
 Paterick, Timothy 1973, 75, 76
 Patterson, Donald 1963
 Patterson, Ray 1942, 43, 44, 45
 Paul, John 1929, 30, 31
 Paust, Benjamin 1904
 Pearson, William .. 1975, 76, 77, 78
 Pease, Harlow 1919, 20
 Peters, Jay 1991, 92
 Petersen, Jeff 1992, 93, 94
 Peterson, Mosezell 1995
 Petty, Larry 1978, 79, 80, 81
 Phelps, Marion 1912
 Piacenza, Richard 1973, 74, 76

Plondke, Scott 1984
 Ploss, John 1982, 83, 84, 85
 Poker, Lawrence 1947, 48, 49
 Portmann, Kurt ... 1987, 88, 89, 90
 Poser, John 1930, 31, 32
 Poser, Rolf 1933, 34, 35
 Potter, John 1901, 02, 03
 Powers, Howard 1936, 37, 38
 Powers, Edward 1926
 Powers, Robert 1961
 Preboski, Felix 1934, 35

R

Radke, Steven 1957, 58
 Rebholz, James 1967
 Rebholz, Russ 1931
 Reddick, Melvin 1969
 Rehfeldt, Donald .. 1947, 48, 49, 50
 Rehm, Frederick 1941, 42, 43
 Reinhart, Roger 1935, 36
 Remstad, Robert 1951
 Renfroe, Dwayne 1981
 Rewey, Stanley 1932
 Richgels, Glen 1971
 Richter, Pat 1961, 62, 63
 Ripley, Rodney 1984, 85, 86, 87
 Rippe, Russell 1946, 47, 48
 Rizzi, Arthur 1946, 47
 Roberts, David 1964, 65, 66
 Roberts, Jilil 1994
 Robertson, Pollis ... 1986, 87, 88, 89
 Robinson, Byron 1988, 89, 90
 Rogers, Douglas ... 1946, 47, 48, 49
 Rogers, Harlan 1906, 07, 08
 Rogneby, James 1957, 58, 59
 Rohan, Patrick 1971, 72
 Rooney, George 1936, 37, 38
 Rossin, Robert 1959, 60
 Roth, Robert 1941
 Roth, Scott 1982, 83, 84, 85
 Ruckel, Robert 1946
 Rudd, Allen 1976
 Rundell, John 1938, 39, 40
 Ryckman, Kenneth 1932
 Ryser, Albert Jr. 1944

S

Sands, Albert 1913, 14
 Scheiwe, Edward 1940, 41, 42
 Schell, Jay 1992
 Schell, John 1967, 68, 69
 Schmitt, Gustav 1904
 Schneider, Fredric 1948, 49, 50
 Schneider, Harvey 1930, 31, 32
 Schoeneck, Thomas 1965
 Schofield, Harvey 1902, 03, 04
 Schrage, Warren 1941, 42
 Schubring, Darin .. 1986, 87, 88, 89
 Schwartz, John 1950
 Schwartz, Robert 1939
 Scott, Harlo 1941, 42
 Scoville, Walter 1910, 11, 12
 Scribner, Charles 1905, 06, 07
 Selbo, Glen 1944, 47
 Sellers, Brad 1982, 83
 Serbiak, Robert 1958, 59
 Severin, Max 1903, 04
 Sherrod, Clarence 1969, 70, 71

Siebel, Kenneth 1961, 62, 63
 Siefert, Charles 1952, 53
 Simms, Willie 1989, 90, 91
 Simpson, Eber 1917, 18
 Smith, Desmond 1944, 45
 Smith, James 1979
 Smith, James III 1976, 77, 78
 Smith, Jim 1983
 Smith, Robert 1946
 Smith, Shelton Jr. 1985, 86, 87
 Smith, Thomas 1933, 34
 Smith, William 1976, 77
 Spika, Daniel 1954
 Spooner, A. Dwight 1923, 24
 Stack, John 1958, 59
 Stangel, Otto 1912
 Steen, Marvin 1931, 32
 Stege, Edward 1934, 35, 36
 Steinhaus, Gregg .. 1983, 84, 85, 86
 Steinmetz, Christian 1902, 03, 04, 05
 Steinmetz, Christian R. 1931
 Stelter, Keith 1965
 Stephens, Steven 1957, 58
 Stoll, George 1925, 26, 27
 Stoltz, Oscar 1914
 Stover, Paul 1898, 1900, 01

Stracka, Anthony 1952, 53, 54
 Strain, William 1939, 40, 41
 Strickler, Palmer 1946
 Sullivan, Robert 1945
 Sullivan, Robert 1941, 42, 43
 Sweeney, Dennis 1965, 66, 67
 Swenholt, Helmer 1907, 08, 09
 Swenson, Edwin 1918
 Sydnor, Raymond 1977, 78

T

Tapp, Rodney 1987, 88
 Taylor, Warren 1920, 21, 22
 Tebell, Gustaf 1921, 22, 23
 Tenhopen, Elmer 1927, 28, 29
 Timmerman, Donald 1940, 41
 Timmerman, Greg 1993
 Tompkins, Patrick .. 1988, 89, 90, 91
 Tornowske, Russell 1931

U

Ulwelling, John 1960
 Uphoff, Rodney 1971

V

Vander Meulen, David ... 1960, 61
 Van Dien, James 1950, 51
 Van Gent, Eugene 1912, 13, 14
 Van Riper, John 1911, 12, 13
 Varney, F. Carleton 1924, 25
 Voigt, Theodore 1967, 68, 69
 Vraney, Brian 1995

W


Wackman, Ralph 1924, 25
 Ward, Thomas 1951, 52, 53
 Watson, Gary 1971
 Weaver, LaMont 1972, 73, 74
 Weber, Jeffrey 1984, 85, 86, 87
 Weber, Robert 1953, 54
 Webster, Tracy 1992, 93, 94
 Wegner, Fred 1934, 35, 36
 Weigandt, Robert 1937, 38, 39
 Weisner, Ronald 1952, 53, 54
 Wendlund, Russell 1944
 Weston, Frank 1919, 20
 Wickman, Ray 1931, 32, 33
 Wilhelm, Steve 1972, 73, 74
 Willey, Rob 1986, 88, 89
 Williams, John 1921
 Williams, Rolland 1921, 22, 23
 Winn, Harry Jr. 1964, 65
 Wise, John 1946, 49
 Witt, William 1908, 09, 10
 Wittig, Robert 1963
 Woellaeager, Edwin 1903
 Worthman, Robert 1949, 50

Y

York, Claude 1940
 Young, Francis 1960

Z

Zeiger, Richard 1955, 56
 Zink, David 1968, 69, 70
 Zinkgraf, Gary 1979, 82
 Zorn, Willis 1945, 48, 49
 Zubor, Mark 1964, 65, 66
 Zulfer, Anthony 1918, 19
 Zupke, Robert 1904, 05



Four-year letterwinner Tracy Webster was a key figure in Wisconsin's drive to the NCAA Tournament in 1994.

ALL-TIME STARTING LINEUPS

1946-47

Robert Cook	F	Jr.	14.7	—
Exner Menzel	F	Sr.	7.8	—
Edward Mills	C	Jr.	6.5	—
Glen Selbo	G	Sr.	10.5	—
Walter Lautenbach	G	Sr.	7.6	—
<i>Top Subs</i>				
Robert Haarlow	C	So.	3.1	—

1947-48

Robert Cook	F	Sr.	12.4	—
Edward Mills	F	Sr.	6.0	—
Don Rehfeldt	C	So.	11.2	—
Douglas Rogers	G	Jr.	5.6	—
James Moore	G	So.	4.4	—
<i>Top Subs</i>				
Larry Pokrzywinski	F	So.	3.8	—
Fred Schneider	F	So.	3.5	—

1948-49

Fred Schneider	F	Jr.	7.7	—
Marshall Markham	F	So.	5.3	—
Don Rehfeldt	C	Jr.	17.3	—
Robert Mader	G	Jr.	6.3	—
Douglas Rogers	G	Sr.	5.9	—
<i>Top Subs</i>				
Robert Haarlow	C	Sr.	4.7	—
Donald Page	F	Jr.	4.1	—

1949-50

Fred Schneider	F	Sr.	6.4	—
Donald Page	F	Sr.	5.6	—
Don Rehfeldt	C	Sr.	19.8	—
Albert Nicholas	G	So.	11.6	—
Robert Mader	G	Sr.	7.8	—
<i>Top Subs</i>				
Marshall Markham	F	Jr.	4.3	—
Fred Bencrisutto	F	Jr.	3.0	—

1950-51

James Clinton	F	So.	12.2	15.6
Dan Markham	F	Sr.	8.9	3.2
Charles Dahlke	C	So.	4.8	9.5
Albert Nicholas	G	Jr.	16.6	11.3
James Van Dien	G	Sr.	5.3	2.7
<i>Top Subs</i>				
Peter Anderson	F	Jr.	4.7	2.9
Thomas Ward	G	So.	2.4	2.3
Silas Johnson	G	Jr.	2.1	1.1

1951-52

Richard Cable	F	Fr.	8.5	5.8
Ed Carpenter	F	Sr.	5.6	3.9
J. Paul Morrow	C	So.	12.5	13.2
Albert Nicholas	G	Sr.	16.4	9.7
Charles Siefert	G	Jr.	4.2	1.9
<i>Top Subs</i>				
Anthony Stracka	F	So.	4.6	4.3
Peter Anderson	F	Sr.	4.5	2.1
Thomas Ward	G	Jr.	3.1	1.6

1952-53

Richard Cable	F	So.	13.7	—
Anthony Stracka	F	Jr.	10.3	—
J. Paul Morrow	C	Jr.	16.0	—
Charles Siefert	G	Sr.	12.1	—
Thomas Ward	G	Sr.	4.5	—
<i>Top Subs</i>				
Ronald Weisner	F	Jr.	4.9	—

1953-54

Richard Cable	F	Jr.	13.7	4.5
Anthony Stracka	F	Sr.	10.4	7.3
J. Paul Morrow	C	Sr.	12.6	9.6
Ronald Weisner	G	Sr.	13.0	3.0
Robert Weber	G	Sr.	5.4	4.6
<i>Top Subs</i>				
Dan Folz	C	So.	2.6	2.1
Mike Daly	F	Sr.	2.8	1.0

1954-55

Richard Cable	F	Sr.	20.2	5.4
Jim Clinton	F	Sr.	3.2	3.5
Dan Folz	C	Jr.	5.3	4.5
Richard Miller	G	Jr.	14.4	3.6
Richard Jorgensen	G	Jr.	5.6	3.0
<i>Top Subs</i>				
John Parker	C	Jr.	9.7	5.5
Curt Mueller	F	Jr.	6.5	5.8
Robert Badura	G	Jr.	5.7	4.2

1955-56

Curtis Mueller	F	Sr.	12.2	9.4
Robert Litzow	F	So.	11.8	4.6
John Parker	C	Sr.	8.4	7.8
Richard Miller	G	Sr.	19.5	6.6
Richard Jorgensen	G	Sr.	7.5	4.6
<i>Top Subs</i>				
Dan Folz	C	Sr.	5.5	7.6
Richard Zeiger	F	Jr.	2.8	3.2

1956-57

Robert Litzow	F	Jr.	16.1	5.5
Glenn Borland	F	Jr.	11.7	6.8
Ray Gross	C	So.	6.5	7.9
Brian Kulas	G	So.	10.0	6.6
Walter Holt	G	Jr.	6.0	2.7
<i>Top Subs</i>				
Dave Leichtfuss	G	Jr.	5.8	5.1
Steve Radke	C	Jr.	3.6	4.5

1957-58

Robert Litzow	F	Sr.	14.7	3.7
Robert Barneson	F	So.	6.7	6.0
Ray Gross	C	Jr.	6.4	7.1
Walter Holt	G	Sr.	13.4	3.7
Brian Kulas	G	Jr.	9.4	5.5
<i>Top Subs</i>				
Sam Barnard	C	So.	6.9	3.8

1958-59

Robert Barneson	F	Jr.	12.3	7.2
Jim Biggs	F	So.	8.7	3.6
Fred Clow	C	Jr.	3.1	4.6
Brian Kulas	G	Sr.	15.8	5.0
Steve Stephens	G	Sr.	4.5	2.2
<i>Top Subs</i>				
Rick Murray	G	Jr.	6.9	1.9
Ivan Jefferson	F	So.	6.3	5.2
Bob Serbiak	G	Jr.	4.1	1.4

1959-60

Tom Hughbanks	F	So.	13.0	8.7
Robert Barneson	F	Sr.	10.7	6.0
Fred Clow	C	Sr.	8.6	9.8
Marty Gharrity	G	So.	13.0	3.1
John Ulwelling	G	So.	10.1	2.6
<i>Top Subs</i>				
Frank Burks	F	So.	11.4	8.5
Rick Murray	F	Sr.	4.2	1.2
Bob Powers	G	So.	3.9	1.6

1960-61

Tom Hughbanks	F	Jr.	13.1	8.6
Dave Vandermeulen	F	Sr.	7.3	5.4
Tom Gwyn	C	So.	6.9	7.6
Ken Siebel	G	So.	11.8	7.2
Dick Dutriasac	G	Sr.	8.1	2.7
<i>Top Subs</i>				
Ron Jackson	G	Fr.	13.9	7.4
John Ulwelling	G	Jr.	7.6	2.8
Jim Biggs	F	Sr.	5.4	1.2

1961-62

Ken Siebel	F	Jr.	16.3	7.1
Tom Hughbanks	F	Sr.	9.7	5.3
Jack Brens	C	So.	10.4	7.9
Don Hearnden	G	So.	11.7	2.5
Mike O'Melia	G	So.	7.5	2.5
<i>Top Subs</i>				
Tom Gwyn	F	Jr.	9.0	8.0
Lonnie Ostrom	G	Jr.	5.6	3.4

1962-63

Ken Siebel	F	Sr.	17.8	8.9
Tom Gwyn	F	Sr.	10.9	11.1
Jack Brens	C	Jr.	17.8	12.8
Dave Grams	G	Jr.	8.4	2.3
Mike O'Melia	G	Jr.	6.5	2.2
<i>Top Subs</i>				
Don Hearnden	G	Jr.	9.1	1.5
Bob Johnson	C	Jr.	5.2	4.3

1963-64

Ken Gustafson	F	So.	14.9	9.8
Dave Roberts	F	So.	8.3	5.8
Mark Zubor	C	So.	11.9	7.5
Mike O'Melia	G	Sr.	8.9	2.8
Jim Bohlen	G	Jr.	6.5	2.4
<i>Top Subs</i>				
Jack Brens	C	Sr.	16.4	10.6
Don Hearnden	F	Sr.	8.2	1.8
Dave Grams	G	Sr.	6.7	1.4

1964-65

Ken Barnes	F	Jr.	15.3	8.8
Ken Gustafson	F	Jr.	10.4	6.5
Mark Zubor	C	Jr.	15.7	8.2
Jim Bohlen	G	Sr.	13.0	2.6
Dennis Sweeney	G	So.	6.6	2.5
<i>Top Subs</i>				
Dave Roberts	F	Jr.	7.4	5.5
Keith Stelter	F	So.	6.9	5.1
Paul Morenz	G	Jr.	5.6	1.3

1965-66

Joe Franklin	F	So.	11.8	9.8
Ken Barnes	F	Sr.	11.1	7.0
Mark Zubor	C	Sr.	11.2	6.6
Ken Gustafson	G	Sr.	13.8	4.9
Mike Carlin	G	So.	10.3	3.0
<i>Top Subs</i>				
Dennis Sweeney	G	Jr.	6.7	2.6
Paul Morenz	G	Sr.	5.2	1.0

1966-67

Chuck Nagle	F	So.	19.3	8.0
Joe Franklin	F	Jr.	16.1	12.0
James Johnson	C	So.	11.7	5.3
Jim McCallum	G	Jr.	9.6	2.9
Mike Carlin	G	Jr.	9.2	2.7
<i>Top Subs</i>				
Dennis Sweeney	G	Sr.	5.6	2.4
Eino Hendrickson	C	So.	4.3	5.7
Tom Mitchell	F	So.	4.2	1.5

1967-68

Joe Franklin	F	Sr.	22.7	13.9
Chuck Nagle	F	Jr.	14.2	4.4
James Johnson	C	Jr.	16.9	8.0
Mike Carlin	G	Sr.	9.4	2.3
John Schell	G	Jr.	5.0	2.6
<i>Top Subs</i>				
Mel Riddick	G	So.	6.5	2.8
Jim McCallum	G	Sr.	3.1	1.1
Tom Mitchell	G	Jr.	2.7	1.5

1968-69

Chuck Nagle	F	Sr.	10.9	4.3
James Johnson	F	Sr.	19.2	8.8
Craig Mayberry	C	Jr.	6.3	5.7
Clarence Sherrod	G	So.	12.5	6.7
Tom Mitchell	G	Sr.	2.6	1.4
<i>Top Subs</i>				
Albert Henry	C	Jr.	8.4	5.0
Keith Burington	G	Sr.	5.7	1.7
Ted Voigt	F	Sr.	3.9	3.0

1969-70

Lloyd Adams	F	So.	11.0	6.5
Lee Oler	F	So.	9.5	4.9
Albert Henry	C	Sr.	15.0	11.0
Clarence Sherrod	G	Jr.	22.4	7.3
Bob Frasor	G	So.	5.9	3.0
<i>Top Subs</i>				
Dennis Conlon	G	Jr.	5.3	2.0
Craig Mayberry	F	Sr.	5.2	5.3

1970-71

Leon Howard	F	So.	14.8	8.5
Gary Watson	F	So.	12.0	8.3
Glen Richgels	C	Sr.	12.1	10.6
Clarence Sherrod	G	Sr.	23.8	7.6
Bob Frasor	G	Jr.	6.8	3.0
<i>Top Subs</i>				
Lee Oler	F	Jr.	7.5	3.1
Dennis Conlon	G	Sr.	6.0	1.7
Jim DeCremer	F	Sr.	3.4	2.5

1971-72

Leon Howard	F	Jr.	16.4	7.8
Kerry Hughes	F	So.	7.1	4.3
Kim Hughes	C	So.	11.7	10.0
Lee Older	G	Sr.	12.6	5.1
Bob Frasor	G	Sr.	10.4	3.0
<i>Top Subs</i>				
Gary Watson	F	Jr.	14.6	7.3
Gary Anderson	G	So.	7.3	4.3
Lamont Weaver	G	So.	5.9	1.8

1972-73

Leon Howard	F	Sr.	18.0	6.5
Kerry Hughes	F	Jr.	13.1	9.5
Kim Hughes	C	Jr.	13.8	12.6
Gary Anderson	G	Jr.	9.0	4.5
Marcus McCoy	G	So.	7.8	4.2
<i>Top Subs</i>				
Lamont Weaver	G	Jr.	6.4	2.7
Bruce McCauley	G	So.	5.2	1.4

1973-74

Dale Koehler	F	So.	12.6	8.1
Kerry Hughes	F	Sr.	10.6	9.2
Kim Hughes	C	Sr.	15.3	11.1
Gary Anderson	G	Sr.	13.5	3.8
Marcus McCoy	G	Jr.	8.3	3.9
<i>Top Subs</i>				
Lamont Weaver	G	Sr.	7.3	2.3
Rick Piacenza	F	Jr.	3.4	2.0

1974-75

Marcus McCoy	F	Sr.	13.1	7.1
Bob Luchsinger	F	So.	6.8	2.5
Dale Koehler	C	Jr.	18.2	10.1
Bruce McCauley	G	Sr.	16.7	3.2
Brian Colbert	G	Fr.	4.9	1.6
<i>Top Subs</i>				
Tim Paterick	G	Jr.	4.7	1.2
Bob Johnson	C	Jr.	3.7	3.5

1975-76

Dale Koehler	F	Sr.	19.4	10.1
Bill Pearson	F	So.	6.1	6.1
Bob Johnson	C	Sr.	6.8	5.9
James Smith III	G	Fr.	8.2	1.5
Bob Falk	G	Jr.	7.2	2.0
<i>Top Subs</i>				
Al Rudd	C	Fr.	8.6	4.8
Brian Colbert	G	So.	8.6	1.8

HISTORY

1976-77

James Gregory	F	Fr.	15.9	10.0
Joe Chrnlich	F	Fr.	11.9	8.8
Ray Snyder	C	Fr.	5.3	5.5
Bob Falk	G	Sr.	11.9	2.3
Arnold Gaines	G	Fr.	8.1	2.8
<i>Top Subs</i>				
Bill Pearson	F	Jr.	6.6	4.8
James Smith III	G	So.	5.9	1.2

1977-78

Joe Chrnlich	F	So.	10.2	6.7
Bill Pearson	F	Sr.	9.2	6.1
Larry Petty	C	Fr.	5.0	4.7
Arnold Gaines	G	So.	11.3	2.1
James Smith III	G	Jr.	7.6	1.4
<i>Top Subs</i>				
Wes Matthews	G	Fr.	14.5	3.4
James Gregory	F	So.	11.8	7.3

1978-79

Claude Gregory	F	So.	15.1	8.7
Joe Chrnlich	F	Jr.	10.6	8.2
Larry Petty	C	So.	9.9	6.9
Wes Matthews	G	So.	18.5	2.6
Arnold Gaines	G	Jr.	6.9	2.8
<i>Top Subs</i>				
Dan Hastings	G	So.	4.1	1.1
James Smith	F	Fr.	2.7	2.5

1979-80

Claude Gregory	F	Jr.	18.4	8.8
Joe Chrnlich	F	Sr.	10.3	7.2
Larry Petty	C	Jr.	8.7	6.0
Wes Matthews	G	Jr.	19.6	2.6
Dan Hastings	G	Jr.	6.3	1.8
<i>Top Subs</i>				
John Bailey	G	So.	2.4	0.4
Arnold Gaines	G	Sr.	1.7	1.5

1980-81

Claude Gregory	F	Sr.	20.4	9.2
Mike Kreklow	F	So.	3.3	1.5
Larry Petty	C	Sr.	15.3	8.6
John Bailey	G	Jr.	12.3	2.3
Greg Dandridge	G	So.	4.4	2.3
<i>Top Subs</i>				
Dan Hastings	G	Sr.	5.4	2.0
Keith Mitchell	F	Jr.	2.4	2.2

1981-82

Brad Sellers	F	Fr.	14.0	9.4
Cory Blackwell	F	Fr.	13.5	5.1
Keith Mitchell	C	Sr.	5.3	5.1
John Bailey	G	Sr.	12.9	2.1
Carl Golston	G	Fr.	9.0	1.9
<i>Top Subs</i>				
Scott Roth	F	Fr.	4.2	1.9
John Ploss	C	Fr.	2.4	1.9

1982-83

Cory Blackwell	F	So.	18.3	7.4
Brad Sellers	F	So.	16.4	7.8
John Ploss	C	So.	1.3	1.3
Rick Olson	G	Fr.	11.0	1.5
Scott Roth	G	So.	5.8	3.4
<i>Top Subs</i>				
Jim Smith	F	Fr.	4.9	2.2
David Miller	G	Fr.	4.6	2.1

1983-84

Cory Blackwell	F	Jr.	18.9	8.7
Scott Roth	F	Jr.	13.5	3.0
John Ploss	C	Jr.	2.4	2.4
Rick Olson	G	So.	14.0	1.6
David Miller	G	So.	9.7	4.1
<i>Top Subs</i>				
Mike Heineman	G	Fr.	3.6	2.4
Gregg Steinhaus	F	So.	2.7	1.2

1984-85

Scott Roth	F	Sr.	18.3	3.1
J.J. Weber	F	So.	7.4	5.8
John Ploss	C	Sr.	5.9	3.6
Rick Olson	G	Jr.	16.7	1.9
Mike Heineman	G	So.	7.2	4.7
<i>Top Subs</i>				
Robert Barnes	F	Fr.	4.7	3.5
Shelton Smith	G	Fr.	3.9	1.0

1985-86

J.J. Weber	F	Jr.	11.8	5.8
Rod Ripley	F	Jr.	8.7	6.9
Gregg Steinhaus	C	Sr.	7.1	3.1
Rick Olson	G	Sr.	20.4	2.4
Mike Heineman	G	Jr.	7.9	3.5
<i>Top Subs</i>				
Shelton Smith	G	So.	13.2	1.6
Tom Molaski	G	So.	4.4	2.7

1986-87

Danny Jones	F	Fr.	8.2	3.2
Rod Ripley	F	Sr.	5.9	4.8
J.J. Weber	C	Sr.	15.1	8.1
Mike Heineman	G	Sr.	10.3	4.5
Trent Jackson	G	So.	12.5	1.3
<i>Top Subs</i>				
Shelton Smith	G	Jr.	11.5	1.7
Kurt Portmann	F	Fr.	3.7	2.2
Tom Molaski	F	Jr.	3.0	2.0

1987-88

Danny Jones	F	So.	17.0	4.7
Kurt Portmann	F	So.	5.4	3.6
Darin Schubring	C	Jr.	3.3	3.6
Trent Jackson	G	Jr.	19.5	3.8
Tom Molaski	G	Jr.	5.6	3.8
<i>Top Subs</i>				
Tim Locum	G	Fr.	6.7	1.5
Rodney Tapp	G	Sr.	5.5	1.8

1988-89

Danny Jones	F	Jr.	20.4	4.7
Willie Simms	F	So.	6.3	3.3
Kurt Portmann	C	Jr.	4.5	3.7
Trent Jackson	G	Sr.	19.1	3.0
Tom Molaski	G	Sr.	5.0	2.8
<i>Top Subs</i>				
Tim Locum	G	So.	8.8	2.4
Patrick Tompkins	C	So.	5.3	3.8
Darin Schubring	C	Sr.	3.5	1.6

1989-90

Danny Jones	F	Sr.	17.7	4.5
Willie Simms	F	Jr.	13.3	4.8
Patrick Tompkins	C	Jr.	6.6	6.4
Tim Locum	G	Jr.	9.8	2.3
Larry Hisle	G	Fr.	4.5	1.4
<i>Top Subs</i>				
Brian Good	G	So.	5.7	0.7
Kurt Portmann	C	Sr.	3.7	4.3
Billy Douglass	G	So.	2.8	1.3

1990-91

Willie Simms	F	Sr.	14.5	5.1
John Ellenson	F	Sr.	6.7	2.8
Patrick Tompkins	C	Sr.	14.1	8.8
Tim Locum	G	Sr.	11.0	2.5
Larry Hisle	G	So.	8.7	2.2
<i>Top Subs</i>				
Carlton McGee	F	Fr.	5.0	1.7
Jay Peters	G	Jr.	3.0	0.9
Billy Douglass	G	Jr.	2.1	1.1

1991-92

Carlton McGee	F	So.	10.6	4.4
Billy Douglass	F	Sr.	4.5	2.3
Grant Johnson	C	So.	2.9	3.2
Tracy Webster	G	So.	17.3	3.7
Michael Finley	G	Fr.	12.3	4.9
<i>Top Subs</i>				
Louis Ely	C	Jr.	6.5	3.3
Brian Good	G	Sr.	5.9	0.4
Jay Peters	G	Sr.	3.0	1.6

1992-93

Michael Finley	F	So.	22.1	5.8
Brian Kelley	F	So.	5.0	4.1
Damon Harrell	C	Sr.	4.6	3.2
Tracy Webster	G	Jr.	14.1	3.4
Andy Kilbride	G	So.	6.7	1.3
<i>Top Subs</i>				
Jason Johnsen	G	Jr.	6.7	1.4
Louis Ely	C	Sr.	6.3	3.7

1993-94

Michael Finley	F	Jr.	20.4	6.7
Brian Kelley	F	Jr.	5.3	4.6
Rashard Griffith	C	Fr.	13.9	8.5
Tracy Webster	G	Sr.	11.4	2.7
Andy Kilbride	G	Jr.	7.4	2.6
<i>Top Subs</i>				
Jeff Petersen	F/C	Sr.	8.1	4.2
Jalil Roberts	F/G	Fr.	5.5	2.2

1994-95

Michael Finley	F	Sr.	20.5	5.2
Brian Kelley	F	Sr.	4.5	3.4
Rashard Griffith	C	So.	17.2	10.8
Darnell Hoskins	G	So.	6.8	3.1
Andy Kilbride	G	Sr.	7.4	2.0
<i>Top Subs</i>				
Sean Mason	G	Fr.	5.0	2.0
Sean Daugherty	F	Fr.	4.6	3.8
Mosezell Peterson	F/G	Fr.	3.7	1.1
Osita Nwachukwu	F/C	Jr.	2.6	2.8
Howard Moore	F	Sr.	2.2	2.0

Tale of the Tape

THE TALLEST

7-0	Eino Hendrickson ...	1967, 68, 70
	Bob Hinga	1973
	Grant Johnson	1991, 92, 93
6-11	Kim Hughes	1972, 73, 74
	Kerry Hughes	1972, 73, 74
	Mark Newburg ..	1976, 77, 79, 80
	Brad Sellers	1982, 83
	Kurt Portmann ...	1987, 88, 89, 90
	Rashard Griffith	1994

THE SHORTEST

5-7	Eugene Mathews	1945, 46
	Arthur Rizzi	1947
	Mike Daly	1953, 54
5-8	Paul Bronson	1943
	Arthur Rizzi	1946
	Steven Stephens	1956
	Ronald Weisner	1952, 53


THE HEAVIEST

270	Rashard Griffith	1995
265	Rashard Griffith	1994
255	Patrick Tompkins	1991
245	Bob Hinga	1973
	Larry Petty	1979
	Brian Kelley	1992

THE LIGHTEST

132	Eugene Mathews	1946
140	Richard Box	1960
144	Mike Daly	1953
145	James Bohlen	1963
148	Mickey McKichan	1958

Heights and weights not available prior to 1940.



Rashard Griffith, at 6-11, 270, was one of the most imposing figures in Badger history. Griffith, a first-team all-Big Ten choice in 1995, is the UW's career shot-blocking leader with 124. He also ranks second on Wisconsin's career field goal percentage list.

ALL-TIME SCORES

1898-99

(0-3)

Coach: Dr. J.C. Elsom

J 21 .. at UW-Milwaukee Alumni ..	L	15-25
F 18 .. at Lawrence ..	L	18-20
M 4 .. at UW-Milwaukee Alumni ..	L	10-13

1899-1900

(1-1)

Coach: Dr. J.C. Elsom

F 17 .. at Minnesota ..	L	15-17
F 23 .. at Wayland Academy ..	W	25-15

1900-01

(1-1)

Coach: Dr. J.C. Elsom

J 18 .. at Wayland Academy ..	W	35-22
F 23 .. at Minnesota ..	L	15-42

1901-02

(7-3)

Coach: Dr. J.C. Elsom

D 13 .. at Lewis Institute ..	W	32-21
D 14 .. at Armour Institute ..	W	20-14
D 27 .. at UW-Milwaukee ..	W	37-18
J 1 .. Yale % ..	L	20-35
J 4 .. at UW-Milw. Alumni ..	W	48-12
J 11 .. at La Crosse YMCA ..	W	59-16
J 25 .. at Lawrence ..	W	51-20
F 15 .. at Sun Prairie ..	W	18-9
F 22 .. at Minnesota ..	L	10-30
M 7 .. at Ripon ..	L	21-28
% — at Milwaukee		

1902-03

(5-2)

Coach: Dr. J.C. Elsom

N 28 .. at Sheboygan YMCA ..	W	45-16
D 19 .. at Dubuque YMCA ..	W	34-14
F 21 .. at Minnesota ..	L	11-33
F 28 .. at Co. E Fond du Lac ..	L	17-21
M 6 .. at Duluth YMCA ..	W	42-16
M 7 .. at UW-Superior ..	W	27-9
M 13 .. at Wausau YMCA ..	W	37-33

1903-04

(11-4)

Coach: Dr. J.C. Elsom

N 27 .. at Sheboygan ..	W	26-24
N 28 .. at Milwaukee AC ..	L	18-30
D 19 .. at Chicago YMCA ..	L	19-62
D 29 .. at Milwaukee West HS ..	W	27-20
F 5 .. at Oshkosh YMCA ..	W	39-28
F 6 .. at Co. E Fond du Lac ..	W	25-21
F 20 .. Milwaukee AC ..	W	35-13
F 27 .. at N'western College (WI) ..	W	41-31
M 1 .. at Grinnell ..	W	30-28
M 2 .. at Highland Park ..	W	29-21
M 3 .. at Sioux City YMCA ..	L	16-44
M 4 .. at Neb. Wesleyan ..	W	47-32
M 5 .. at Nebraska ..	L	22-25
M 11 .. Co. G Madison ..	W	22-15
M 18 .. at Co. F Portage ..	W	48-17

1904-05

(10-8)

Coach: Emmett Angell

D 2 .. at Co. G Sparta ..	W	75-10
D 3 .. at UW-La Crosse ..	W	54-16
D 27 .. at Sheboygan ..	W	45-28
D 28 .. at Co. G Appleton ..	W	26-12
D 29 .. at Co. F Oconto ..	W	55-17
D 30 .. at Two Rivers AC ..	L	30-31
J 7 .. Beloit ..	W	80-10
J 12 .. at Ohio State ..	L	22-25
J 13 .. at Rochester ..	W	26-17
J 14 .. at Wash. Continentals ..	L	22-26
J 16 .. at Co. E New York ..	L	27-34
J 17 .. at Columbia ..	L	15-21
J 18 .. at Institute AC ..	L	20-34
J 19 .. at Sharon AC ..	W	41-31
J 20 .. at Buckland Guards ..	L	31-34
J 21 .. at Oberlin ..	L	31-41
M 3 .. at Co. F Portage ..	W	52-28
M 17 .. at Chicago ..	W	29-24

1905-06

(12-2; Big Ten 6-2, 2nd)

Coach: Emmett Angell

D 14 .. at Manitowoc ..	W	35-25
D 15 .. at Menasha ..	W	30-22
D 16 .. at UW-Oshkosh ..	W	30-21
J 13 .. Lawrence ..	W	25-20
J 19 .. at Armour Institute ..	W	37-15
J 20 .. at Purdue ..	W	34-14
F 3 .. Purdue ..	W	31-15
F 23 .. Minnesota ..	W	31-24
M 2 .. at Chicago ..	L	18-35
M 3 .. at Illinois ..	W	36-32
M 9 .. Chicago ..	W	22-19
M 10 .. Illinois # ..	W	1-0
M 16 .. Co. C Hudson ..	W	31-20
M 17 .. at Minnesota ..	L	10-16
# — forfeit		

1906-07

(11-3; Big Ten 6-2, 1st-tie)

BIG TEN CO-CHAMPIONS

Coach: Emmett Angell

D 8 .. Milton ..	W	38-14
D 14 .. Ripon ..	W	41-20
J 4 .. Columbia ..	L	9-30
J 11 .. at UW-Stout ..	W	29-19
J 12 .. at Minnesota ..	L	11-18
J 18 .. at Beloit ..	W	38-11
J 19 .. at Illinois ..	W	22-16
J 25 .. at Purdue ..	W	33-27
J 26 .. at Chicago ..	L	14-24
F 1 .. Illinois ..	W	47-13
F 21 .. Nebraska ..	W	35-31
M 6 .. Chicago ..	W	22-11
M 9 .. Minnesota ..	W	31-20
M 15 .. Purdue ..	W	37-10

1907-08

(10-2; Big Ten 7-1, 1st-tie)

BIG TEN CO-CHAMPIONS

Coach: Emmett Angell

D 14 .. Beloit ..	W	38-13
D 20 .. Wisconsin Alumni ..	W	42-22
J 17 .. at Purdue ..	W	28-24
J 18 .. at Illinois ..	W	28-20
J 23 .. Purdue ..	W	34-13
J 25 .. Chicago ..	W	37-17
J 31 .. Minnesota ..	W	29-16
F 28 .. at Chicago ..	L	19-24
M 3 .. Nebraska ..	W	34-4
M 7 .. at Minnesota ..	W	34-14
M 9 .. Illinois ..	W	27-14
M 12 .. Chicago # ..	L	16-18
# — Big Ten title playoff game, Madison		

1908-09

(8-4; Big Ten 5-4, 3rd)

Coach: Haskell Noyes

D 19 .. Lawrence ..	W	53-13
J 8 .. Ripon ..	W	36-10
J 13 .. Beloit ..	W	52-4
J 15 .. at Purdue ..	L	20-23
J 16 .. at Illinois ..	L	19-28
J 23 .. Illinois ..	W	20-10
J 30 .. at Minnesota ..	W	14-13
F 6 .. Chicago ..	L	15-18
F 27 .. Purdue ..	W	29-6
M 1 .. Iowa ..	W	30-9
M 6 .. at Chicago ..	L	4-18
M 9 .. Minnesota ..	W	37-14

1909-10

(9-5; Big Ten 7-5, 3rd)

Coach: Haskell Noyes

D 15 .. Beloit ..	W	24-9
D 17 .. Ripon ..	W	32-5
J 8 .. Northwestern ..	W	55-9
J 25 .. Illinois ..	W	28-16
J 21 .. at Illinois ..	L	14-34
J 22 .. at Purdue ..	L	17-29
J 28 .. at Chicago ..	L	14-16
J 29 .. at Indiana ..	L	11-13
F 5 .. Minnesota ..	W	24-14
F 25 .. at Minnesota ..	L	9-16
F 26 .. at Northwestern ..	W	39-11
M 5 .. Chicago ..	W	11-10
M 7 .. Indiana ..	W	33-8
M 12 .. Purdue ..	W	38-14

1910-11

(9-6; Big Ten 6-6, 5th)

Coach: Haskell Noyes

D 10 .. Beloit ..	W	32-9
D 17 .. Ripon ..	W	43-8
J 7 .. Lawrence ..	W	39-9
J 13 .. at Purdue ..	L	16-34
J 14 .. at Northwestern ..	W	29-9
J 21 .. Illinois ..	W	20-17
J 28 .. Chicago ..	W	46-22
F 3 .. Indiana ..	W	51-9
F 4 .. at Minnesota ..	L	16-17
F 24 .. Purdue ..	W	45-17

M 1 .. Minnesota	L.....	13-21
M 4 .. at Chicago	L.....	22-24
M 8 .. Northwestern	W.....	23-11
M 10 .. at Indiana	L.....	18-21
M 11 .. at Illinois	L.....	18-21

1911-12
(15-0; Big Ten 12-0, 1st-tie)
BIG TEN CO-CHAMPIONS
HELMS ATHLETIC FOUNDATION
NATIONAL CHAMPIONS
Coach: Walter Meanwell

D 9 .. Beloit	W.....	31-18
D 16 .. Ripon	W.....	54-13
D 20 .. at Beloit	W.....	20-12
J 5 .. at Iowa	W.....	38-12
J 6 .. at Northwestern	W.....	32-19
J 13 .. Illinois	W.....	27-10
J 20 .. Minnesota	W.....	22-12
J 27 .. at Chicago	W.....	18-15
F 12 .. Iowa	W.....	30-5
F 17 .. Indiana	W.....	51-10
F 24 .. Northwestern	W.....	46-11
M 2 .. Chicago	W.....	34-24
M 9 .. at Minnesota (OT)	W.....	29-26
M 15 .. at Illinois	W.....	23-15
M 16 .. at Indiana	W.....	32-21

1912-13
(14-1; Big Ten 11-1, 1st)
BIG TEN CHAMPIONS
Coach: Walter Meanwell

D 7 .. Ripon	W.....	40-13
D 12 .. Beloit	W.....	33-10
D 18 .. Lake Forest	W.....	44-15
J 11 .. at Illinois	W.....	16-15
J 13 .. at Purdue	W.....	25-15
J 18 .. at Minnesota	W.....	19-11
J 21 .. Ohio State	W.....	22-11
J 25 .. Chicago	W.....	31-18
F 13 .. at Indiana	W.....	30-19
F 15 .. at Ohio State	W.....	27-22
F 21 .. Illinois	W.....	18-13
F 25 .. Minnesota	W.....	29-11
F 27 .. Indiana	W.....	48-10
M 1 .. Purdue	W.....	22-19
M 7 .. at Chicago	L.....	10-23

1913-14
(15-0; Big Ten 12-0, 1st)
BIG TEN CHAMPIONS
HELMS ATHLETIC FOUNDATION
NATIONAL CHAMPIONS
Coach: Walter Meanwell

D 13 .. Knox	W.....	48-15
D 18 .. Beloit	W.....	45-15
J 6 .. Parsons	W.....	50-0
J 10 .. at Illinois	W.....	26-25
J 12 .. at Indiana	W.....	57-15
J 17 .. Minnesota	W.....	28-7
J 24 .. at Chicago	W.....	16-14
F 10 .. Northwestern	W.....	38-9
F 13 .. Purdue (OT)	W.....	25-20
F 17 .. at Northwestern	W.....	33-26
F 20 .. Illinois	W.....	29-16
F 24 .. Indiana	W.....	46-24
F 28 .. at Minnesota	W.....	27-9
M 6 .. Chicago	W.....	25-18
M 10 .. at Purdue	W.....	27-13

1914-15
(13-4; Big Ten 8-4, 3rd)
Coach: Walter Meanwell

D 11 .. Beloit	W.....	28-16
D 14 .. Arkansas State	W.....	45-7
D 18 .. Lawrence	W.....	29-21
J 2 .. UW-Milwaukee	W.....	21-10
J 5 .. Grinnell	W.....	41-19
J 9 .. at Indiana	W.....	39-18
J 11 .. at Purdue (OT)	W.....	28-24
J 16 .. at Minnesota	W.....	23-20
J 18 .. Indiana	W.....	47-15
J 23 .. Chicago	L.....	19-24
F 8 .. at Illinois	L.....	19-39
F 13 .. Illinois	L.....	17-19
F 16 .. at Ohio State	W.....	26-17
F 19 .. Purdue	W.....	26-21
F 27 .. Minnesota	W.....	31-7
M 6 .. Ohio State	W.....	23-12
M 12 .. at Chicago	L.....	18-30

1915-16
(20-1; Big Ten 11-1, 1st)
BIG TEN CHAMPIONS
HELMS ATHLETIC FOUNDATION
NATIONAL CHAMPIONS
Coach: Walter Meanwell

D 10 .. Beloit	W.....	38-11
D 15 .. Lawrence	W.....	46-16
D 30 .. at Ripon	W.....	27-15
D 30 .. at Ripon Reserves	W.....	41-7
D 31 .. at UW-Milwaukee	W.....	51-12
J 1 .. at UW-Milw. Alumni	W.....	24-18
J 1 .. at UW-Milwaukee	W.....	39-8
J 3 .. Wabash	W.....	24-14
J 8 .. at Purdue	W.....	33-17
J 10 .. at Iowa (OT)	W.....	36-31
J 15 .. Minnesota	W.....	31-11
J 18 .. Northwestern	W.....	22-18
J 22 .. at Illinois	L.....	20-27
J 29 .. at Chicago	W.....	29-18
F 14 .. Neb. Wesleyan	W.....	25-20
F 19 .. Illinois	W.....	34-14
F 25 .. Purdue	W.....	35-22
F 28 .. Iowa	W.....	39-17
M 4 .. at Minnesota	W.....	32-14
M 8 .. Chicago	W.....	24-12
M 11 .. at Northwestern	W.....	24-21

1916-17
(15-3; Big Ten 9-3, 4th)
Coach: Walter Meanwell

D 9 .. Beloit	W.....	58-11
D 13 .. Ripon	W.....	30-17
D 16 .. North Central (IL)	W.....	50-21
D 20 .. Lawrence	W.....	41-14
D 21 .. at UW-Milw. M Club	W.....	35-23
J 3 .. at Ripon	W.....	24-20
J 6 .. at Ohio State	W.....	30-22
J 8 .. at Northwestern (OT)	W.....	29-21
J 13 .. at Minnesota	L.....	25-33
J 20 .. Illinois	W.....	25-14
J 26 .. Chicago	L.....	13-21
F 12 .. Northwestern	W.....	23-21
F 17 .. Ohio State	W.....	40-15
F 24 .. at Illinois	L.....	17-20
M 3 .. at Chicago	W.....	25-16
M 6 .. Indiana	W.....	29-14
M 10 .. Minnesota	W.....	16-13
M 15 .. at Indiana	W.....	18-16

1917-18
(14-3; Big Ten 9-3, 1st)
BIG TEN CHAMPIONS
Coach: Guy Lowman

D 8 .. Beloit	W.....	26-21
D 13 .. Ripon	W.....	33-13
D 15 .. North Central (IL)	W.....	18-13
D 19 .. Marquette	W.....	15-14
J 2 .. at Ripon	W.....	35-16
J 5 .. at Northwestern	L.....	17-33
J 8 .. at Iowa	W.....	36-22
J 19 .. at Illinois	W.....	22-21
J 21 .. Iowa	W.....	34-19
J 26 .. Purdue	W.....	21-16
F 16 .. at Chicago	L.....	21-23
F 23 .. Illinois	W.....	23-15
M 2 .. at Minnesota	W.....	18-17
M 7 .. Northwestern	W.....	26-18
M 9 .. Chicago	W.....	16-13
M 13 .. at Purdue	W.....	24-18
M 16 .. Minnesota	L.....	11-19

1918-19
(5-11; Big Ten 3-9, 10th)
Coach: Guy Lowman

D 27 .. at Camp Grant (OT)	W.....	16-15
D 28 .. at Great Lakes	L.....	14-43
D 30 .. at UW-Milwaukee	W.....	39-18
J 4 .. Great Lakes	L.....	12-14
J 11 .. Northwestern	L.....	15-20
J 18 .. at Minnesota	L.....	11-38
J 25 .. Illinois	L.....	15-25
F 1 .. Chicago	L.....	19-24
F 10 .. Iowa	W.....	29-18
F 15 .. at Illinois	L.....	14-16
F 22 .. at Northwestern	L.....	23-32
F 24 .. at Indiana	W.....	29-16
M 1 .. Minnesota	L.....	12-23
M 8 .. at Chicago	W.....	25-15
M 10 .. at Iowa	L.....	27-29
M 15 .. Indiana	L.....	12-22

1919-20
(15-5; Big Ten 7-5, 5th)
Coach: Guy Lowman

D 5 .. UW-River Falls	W.....	36-17
D 13 .. Ripon (OT)	W.....	19-16
D 16 .. Beloit	W.....	33-11
D 19 .. at Ripon	W.....	20-13
D 20 .. at UW-Oshkosh	W.....	17-7
J 1 .. at UW-Milwaukee	W.....	36-10
J 3 .. at Great Lakes	W.....	27-19
J 5 .. at Iowa	W.....	35-18
J 10 .. Great Lakes	W.....	33-15
J 17 .. at Chicago	L.....	19-37
J 19 .. Iowa	L.....	20-21
J 24 .. at Illinois	L.....	20-43
J 31 .. Minnesota	W.....	28-12
F 14 .. Michigan	W.....	40-13
F 21 .. Illinois	W.....	33-29
F 24 .. Ohio State	W.....	31-27
F 28 .. at Minnesota	L.....	26-32
M 6 .. at Michigan	L.....	20-23
M 8 .. at Ohio State	W.....	34-22
M 12 .. Chicago	W.....	26-17

HISTORY

1920-21

(13-4; Big Ten 8-4, 1st-tie)
BIG TEN CO-CHAMPIONS
 Coach: Walter Meanwell

D 10 .. Knox	W	29-16
D 12 .. UW-River Falls	W	28-8
D 17 .. at UW-La Crosse	W	24-12
D 18 .. at Marquette	W	23-18
D 29 .. South Dakota State	W	24-11
J 3 .. at Northwestern	L	12-13
J 8 .. at Michigan	W	27-24
J 15 .. at Chicago	L	27-39
J 22 .. Illinois	W	23-18
J 24 .. Michigan	W	25-17
J 29 .. at Minnesota	L	21-22
F 12 .. Northwestern	W	22-10
F 19 .. at Illinois	L	9-17
F 21 .. at Ohio State	W	40-21
F 26 .. Chicago	W	25-19
M 5 .. Minnesota	W	18-12
M 8 .. Ohio State	W	34-24

1921-22

(14-5; Big Ten 8-4, 2nd-tie)
 Coach: Walter Meanwell

D 10 .. Michigan State	W	27-13
D 16 .. Butler	L	20-26
D 17 .. Ripon	W	27-17
D 20 .. Knox	W	15-9
D 22 .. at UW-Milw. M Club	W	23-19
D 23 .. at UW-La Crosse	W	24-21
J 3 .. Nebraska	W	27-14
J 7 .. at Iowa	W	18-15
J 9 .. at Northwestern	W	21-9
J 14 .. Michigan (OT)	W	18-16
J 21 .. Minnesota	L	15-17
F 10 .. Illinois	W	25-23
F 13 .. Iowa	L	18-24
F 18 .. at Michigan	L	17-18
F 22 .. Northwestern	W	23-11
F 27 .. at Illinois	L	35-37
M 4 .. at Minnesota	W	34-20
M 8 .. Chicago	W	24-17
M 11 .. at Chicago	W	31-24

1922-23

(12-3; Big Ten 11-1, 1st-tie)
BIG TEN CO-CHAMPIONS
 Coach: Walter Meanwell

D 15 .. Butler	L	13-20
D 19 .. Lombard	W	37-9
J 3 .. Marquette	L	8-9
J 6 .. at Northwestern	W	21-10
J 8 .. at Indiana	W	17-10
J 13 .. Chicago	W	24-11
J 20 .. at Minnesota	W	24-12
F 6 .. at Purdue	L	13-17
F 14 .. at Michigan	W	18-15
F 19 .. Michigan	W	16-11
F 24 .. Purdue	W	20-19
M 3 .. Minnesota	W	36-10
M 5 .. Northwestern	W	29-17
M 10 .. at Chicago	W	33-11
M 12 .. Indiana	W	35-17

1923-24

(11-5-1; Big Ten 8-4, 1st-tie)
BIG TEN CO-CHAMPIONS
 Coach: Walter Meanwell

D 8 .. Milliken	W	53-13
D 14 .. DePauw (3OT)	T	25-25
D 19 .. at Marquette	W	27-7
J 2 .. Franklin College	L	18-21
J 5 .. at Indiana	W	23-21
J 12 .. at Northwestern	W	25-10
J 14 .. Indiana	W	28-27
J 26 .. at Chicago	L	18-35
F 12 .. Butler	W	25-23
F 16 .. Illinois	W	13-12
F 23 .. at Ohio State	L	13-27
F 25 .. at Illinois	L	20-31
M 1 .. Northwestern	W	23-14
M 3 .. Ohio State	W	30-20
M 8 .. at Iowa	L	19-22
M 11 .. Iowa	W	36-26
M 15 .. Chicago	W	30-14

1924-25

(6-11; Big Ten 3-9, 9th)
 Coach: Walter Meanwell

D 12 .. Wabash	W	21-20
D 19 .. Butler	L	16-22
D 22 .. Grinnell	W	29-15
J 6 .. DePauw	W	27-22
J 10 .. at Minnesota	L	14-16
J 13 .. Ohio State	L	20-27
J 19 .. at Michigan	L	12-14
J 24 .. Minnesota	L	14-25
F 11 .. Franklin College	L	11-26
F 16 .. Iowa	W	16-15
F 21 .. at Illinois	L	25-35
F 23 .. Purdue	L	22-30
F 28 .. Michigan	L	16-27
M 3 .. at Iowa	W	25-23
M 9 .. Illinois	W	24-9
M 12 .. at Purdue	L	26-32
M 14 .. at Ohio State	L	23-37

1925-26

(8-9; Big Ten 4-8, 8th-tie)
 Coach: Walter Meanwell

D 7 .. North Dakota State	L	11-16
D 12 .. South Dakota State	W	48-9
D 18 .. at Marquette	W	42-26
J 2 .. DePauw	W	32-31
J 5 .. Minnesota	W	36-24
J 11 .. Indiana	W	33-31
J 16 .. Chicago	L	15-17
J 23 .. Northwestern	W	35-27
F 5 .. Butler	W	31-24
F 13 .. at Chicago	W	26-23
F 16 .. at Northwestern	L	26-36
F 20 .. Purdue	L	21-29
F 22 .. at Michigan	L	13-22
F 26 .. at Purdue	L	31-32
M 1 .. Michigan (OT)	L	23-24
M 5 .. at Minnesota	L	19-31
M 9 .. at Indiana	L	20-35

1926-27

(10-7; Big Ten 7-5, 4th-tie)
 Coach: Walter Meanwell

D 17 .. Franklin College	L	24-27
D 22 .. at Marquette	W	29-26
D 30 .. DePauw	W	24-20
J 3 .. Syracuse #	W	31-24
J 8 .. Indiana	L	23-28

J 10 .. Ohio State	W	25-16
J 15 .. at Northwestern	W	28-18
J 17 .. at Chicago (OT)	W	33-30
J 22 .. Northwestern	W	25-24
F 8 .. Notre Dame	L	14-19
F 12 .. Chicago	W	31-20
F 19 .. at Ohio State	L	16-20
F 22 .. Iowa	W	24-21
F 26 .. at Indiana	L	23-31
F 28 .. at Illinois	L	28-32
M 5 .. Illinois	W	39-13
M 11 .. at Iowa	L	17-26
# — at Cleveland		

1927-28

(13-4; Big Ten 9-3, 3rd-tie)
 Coach: Walter Meanwell

D 10 .. Coe	W	18-6
D 16 .. Butler	W	25-18
D 19 .. DePauw	W	32-17
J 2 .. Oregon State	W	36-21
J 7 .. at Ohio State	W	30-13
J 9 .. Michigan	W	26-22
J 14 .. at Minnesota	W	35-26
J 16 .. Illinois	L	33-34
F 7 .. Notre Dame	L	14-21
F 11 .. Minnesota	W	38-18
F 18 .. Ohio State	W	21-18
F 20 .. at Iowa	W	31-21
F 23 .. Purdue	W	28-22
F 25 .. at Purdue	L	15-31
M 3 .. Iowa	W	20-17
M 5 .. at Michigan	L	19-42
M 9 .. at Illinois	W	32-22

1928-29

(15-2; Big Ten 10-2, 1st-tie)
BIG TEN CO-CHAMPIONS
 Coach: Walter Meanwell

D 10 .. Franklin College	W	37-19
D 15 .. Pittsburgh #	W	34-24
D 29 .. Lombard	W	29-12
J 1 .. Carleton	W	32-24
J 5 .. at Minnesota	W	29-21
J 7 .. Michigan	L	23-31
J 12 .. at Chicago	W	33-21
J 14 .. Indiana	W	24-20
J 19 .. Minnesota	W	39-17
J 21 .. at Purdue	W	31-26
F 12 .. Bradley	W	48-22
F 16 .. at Indiana	W	27-25
F 18 .. Northwestern	W	37-23
F 23 .. at Northwestern	W	31-25
F 25 .. Purdue	W	27-24
M 4 .. at Michigan	L	22-37
M 9 .. Chicago	W	19-15
# — at Milwaukee		

1929-30

(15-2; Big Ten 8-2, 2nd)
 Coach: Walter Meanwell

D 14 .. Monmouth	W	28-10
D 19 .. Carleton	W	27-18
D 28 .. Lombard	W	22-11
D 31 .. Iowa State	W	34-17
J 4 .. at Northwestern	L	14-23
J 11 .. at Ohio State	W	32-25
J 18 .. Illinois	W	14-9
J 20 .. Chicago	W	33-23
J 23 .. at Indiana (OT)	W	23-21
F 8 .. Carroll	W	22-13
F 11 .. Marquette	W	29-15

F 13 .. at Marquette	W	29-22
F 15 .. Northwestern	W	29-22
F 22 .. at Chicago	L	21-23
F 24 .. Illinois	W	23-17
M 3 .. Ohio State	W	32-23
M 8 .. Indiana	W	34-23

1930-31

(8-9; Big Ten 4-8, 7th-tie)
Coach: Walter Meanwell

D 13 .. Carroll	W	17-14
D 18 .. Pennsylvania	W	25-12
D 22 .. Missouri	W	37-9
D 30 .. at Marquette	L	14-16
J 5 .. at Illinois	W	12-9
J 10 .. at Ohio State	L	19-29
J 12 .. at Michigan	L	17-23
J 17 .. Iowa	W	24-13
J 19 .. at Minnesota	L	26-28
J 24 .. Illinois	W	30-20
F 9 .. Washington U.	W	39-9
F 14 .. Minnesota	L	15-42
F 16 .. at Iowa	L	17-19
F 21 .. at Purdue	L	27-46
F 23 .. Ohio State	W	28-24
F 28 .. Michigan	L	15-26
M 2 .. Purdue	L	17-24

1931-32

(8-10; Big Ten 3-9, 8th-tie)
Coach: Walter Meanwell

D 11 .. Brigham Young	W	30-16
D 15 .. Pittsburgh	W	30-29
D 21 .. at Marquette	L	23-26
D 30 .. Maryland (OT)	W	32-30
J 4 .. at Northwestern (OT) ..	L	30-31
J 9 .. Michigan	L	18-24
J 11 .. at Purdue	L	22-38
J 16 .. at Chicago	W	24-18
J 18 .. Northwestern	L	24-28
F 8 .. Marquette	W	18-16
F 10 .. Butler	W	28-17
F 15 .. at Indiana	L	21-33
F 20 .. at Minnesota	L	17-43
F 22 .. Chicago	W	34-23
F 27 .. Purdue	L	21-28
F 29 .. at Michigan	L	13-33
M 5 .. Indiana	W	35-26
M 7 .. Minnesota	L	21-23

1932-33

(7-13; Big Ten 4-8, 8th)
Coach: Walter Meanwell

D 10 .. Carleton	L	29-34
D 17 .. Marquette	L	16-18
D 22 .. at Maryland	W	22-13
D 30 .. Michigan State	W	26-16
J 3 .. at Marquette	L	16-22
J 7 .. Chicago	W	26-17
J 9 .. Iowa	W	21-19
J 14 .. at Indiana (OT)	W	38-37
J 16 .. at Northwestern	L	22-40
F 3 .. Loyola (IL)	W	28-26
F 6 .. Ohio State	L	30-31
F 11 .. at Illinois	L	25-38
F 13 .. at Iowa	L	25-31
F 18 .. Indiana (OT)	L	28-29
F 20 .. Illinois	L	15-29
F 25 .. Northwestern	L	28-30
F 27 .. at UW-Stevens Point ..	L	24-28
M 4 .. at Ohio State	L	20-37
M 6 .. at Chicago	W	28-16
M 7 .. at Loyola (IL)	L	24-39

1933-34

(14-6; Big Ten 8-4, 2nd-tie)
Coach: Walter Meanwell

D 4 .. Ripon	W	47-18
D 8 .. Carleton	W	38-18
D 11 .. Carroll	W	44-17
D 16 .. Marquette	W	32-30
D 20 .. at UW-Stevens Point ..	W	35-10
D 30 .. Butler	W	37-27
J 2 .. at Marquette	L	26-28
J 6 .. at Illinois	L	17-20
J 8 .. at Iowa	L	26-32
J 13 .. Michigan	W	34-23
J 15 .. Purdue	L	26-27
F 5 .. Michigan State	L	22-23
F 10 .. at Minnesota	W	31-30
F 12 .. Ohio State	W	42-23
F 17 .. Illinois	W	28-22
F 19 .. at Michigan	W	32-26
F 24 .. at Ohio State	W	44-38
F 26 .. at Purdue	L	25-37
M 3 .. Iowa	W	35-32
M 5 .. Minnesota	W	34-23

1934-35

(15-5; Big Ten 9-3, 1st-tie)
BIG TEN CO-CHAMPIONS
Coach: Harold Foster

N 30 .. Franklin College	W	34-11
D 7 .. Carleton	W	27-26
D 10 .. Wabash	W	33-20
D 15 .. Marquette	W	29-20
D 22 .. at Marquette	L	25-33
D 29 .. Pittsburgh	L	27-31
D 31 .. Michigan State (OT) ..	W	23-21
J 5 .. Purdue	L	18-19
J 7 .. Northwestern	W	16-9
J 12 .. at Indiana	W	30-23
J 14 .. Michigan	W	34-20
J 19 .. at Northwestern	L	31-36
J 21 .. Minnesota	L	38-31
F 9 .. DePauw	W	28-27
F 11 .. Chicago	W	26-24
F 16 .. Indiana (OT)	W	37-27
F 18 .. at Minnesota	W	28-27
F 23 .. at Michigan	W	33-19
M 2 .. at Chicago	W	48-25
M 4 .. at Purdue	L	24-43

1935-36

(11-9; Big Ten 4-8, 8th)
Coach: Harold Foster

D 2 .. DePauw	W	18-16
D 6 .. Michigan State	W	26-21
D 9 .. Hamline	W	29-20
D 14 .. Marquette	W	35-22
D 21 .. at Marquette	W	46-21
D 23 .. at DePaul	L	22-27
J 1 .. Washburn	W	36-27
J 4 .. at Ohio State	L	23-44
J 6 .. at Chicago (OT)	W	38-36
J 11 .. Illinois	L	27-29
J 13 .. Iowa	W	27-21
J 20 .. Indiana	L	24-26
F 8 .. Butler	W	28-24
F 10 .. Ohio State	W	34-25
F 15 .. at Illinois	L	20-36
F 17 .. at Iowa	L	25-32
F 22 .. at Indiana	L	21-54
F 24 .. Northwestern	L	28-33
F 29 .. Chicago	W	40-32
M 2 .. at Northwestern	L	26-49

1936-37

(8-12; Big Ten 3-9, 8th-tie)
Coach: Harold Foster

D 4 .. Ball State	W	38-33
D 7 .. North Dakota	W	42-25
D 12 .. Marquette	W	29-21
D 19 .. at Marquette	W	35-29
D 21 .. at Pittsburgh	L	30-41
D 23 .. at Butler	L	23-43
D 30 .. DePaul	L	17-33
J 4 .. at Purdue	L	30-43
J 9 .. Illinois	L	28-31
J 11 .. at Ohio State	L	22-28
J 16 .. Michigan	L	31-43
J 18 .. Iowa	W	29-23
F 6 .. Michigan State	W	22-17
F 8 .. Ohio State (OT)	W	35-33
F 13 .. Minnesota	L	32-37
F 20 .. at Iowa	L	35-43
F 22 .. at Illinois	L	31-48
F 27 .. at Minnesota	L	17-30
M 1 .. Purdue	W	46-43
M 6 .. at Michigan	L	27-41

1937-38

(10-10; Big Ten 5-7, 7th)
Coach: Harold Foster

D 4 .. Marquette	L	21-32
D 6 .. North Dakota	W	41-22
D 11 .. Pittsburgh	W	44-36
D 13 .. at Notre Dame	L	31-33
D 18 .. at Marquette	L	32-38
D 31 .. Missouri	W	40-29
J 3 .. at Northwestern	L	38-47
J 8 .. Minnesota	W	35-28
J 10 .. Chicago	W	50-27
J 15 .. at Purdue	L	34-40
J 17 .. Michigan	W	39-30
F 5 .. Michigan State	W	30-27
F 7 .. at Indiana	L	44-47
F 12 .. Northwestern	L	23-27
F 14 .. at Chicago	W	46-32
F 19 .. Purdue	L	39-46
F 21 .. at Michigan	L	29-58
F 23 .. at Pennsylvania	W	52-44
F 28 .. Indiana	W	34-32
M 5 .. at Minnesota	L	28-35

1938-39

(10-10; Big Ten 4-8, 7th-tie)
Coach: Harold Foster

D 2 .. Beloit	W	41-26
D 5 .. Marquette	W	27-26
D 10 .. Notre Dame	W	45-39
D 17 .. at Marquette	L	27-46
D 19 .. at Butler	L	21-24
D 20 .. at Xavier (OH)	W	27-26
J 2 .. Detroit	W	34-27
J 7 .. Iowa	W	28-24
J 9 .. Chicago	L	18-28
J 14 .. at Indiana	L	19-43
J 16 .. at Michigan	W	42-39
J 21 .. Illinois	L	34-37
F 4 .. Michigan State	W	39-37
F 6 .. at Purdue	L	31-39
F 13 .. at Northwestern	L	27-37
F 18 .. Purdue (OT)	W	32-30
F 20 .. at Minnesota	L	32-34
F 25 .. Ohio State	L	38-46
F 27 .. Minnesota	W	35-25
M 4 .. at Chicago	L	33-39

HISTORY

1939-40

(5-15; Big Ten 3-9, 9th)

Coach: Harold Foster

D 4 .. Carleton	W	37-19
D 9 .. Marquette	W	46-39
D 12 .. at Notre Dame	L	33-51
D 16 .. at Marquette	L	28-41
D 30 .. Nebraska #	L	43-53
J 2 .. Stanford	L	26-39
J 6 .. at Chicago	W	20-18
J 8 .. Michigan	L	39-44
J 13 .. at Purdue	L	36-49
J 15 .. Indiana	L	34-40
F 3 .. at Michigan State	L	41-48
F 5 .. Butler	L	46-50
F 10 .. at Iowa	L	35-37
F 12 .. Minnesota	W	36-34
F 17 .. at Ohio State	L	35-41
F 19 .. at Illinois	L	35-37
F 24 .. Purdue (OT)	L	45-48
F 26 .. at Minnesota	L	39-44
M 2 .. Northwestern	L	44-47
M 4 .. Chicago	W	46-31
# — at Milwaukee		

1940-41

(20-3; Big Ten 11-1, 1st)

NCAA CHAMPIONS

BIG TEN CHAMPIONS

Coach: Harold Foster

D 2 .. Ripon #	W	39-20
D 7 .. Marquette	W	38-32
D 14 .. Notre Dame	W	44-43
D 18 .. Pittsburgh	L	34-36
D 21 .. at Marquette	L	30-40
D 31 .. Princeton \$	W	52-40
J 4 .. at Nebraska	W	46-31
J 6 .. at Minnesota	L	27-44
J 11 .. Iowa	W	49-35
J 13 .. Purdue (OT)	W	48-42
J 18 .. at Michigan	W	40-30
J 20 .. at Chicago	W	44-37
J 25 .. Ohio State	W	46-31
F 8 .. Butler	W	59-55
F 10 .. at N'western (OT)	W	48-46
F 15 .. Illinois	W	46-30
F 17 .. at Purdue	W	43-42

F 22 .. Chicago	W	65-25
F 24 .. at Indiana	W	38-30
M 1 .. Minnesota	W	42-32
M 21 .. Dartmouth %	W	51-50
M 22 .. Pittsburgh %	W	36-30
M 29 .. Washington State *	W	39-34
# — at Wisconsin Rapids		
\$ — at Milwaukee		
% — NCAA Regionals, Madison		
* — NCAA Finals, Kansas City, MO		

1941-42

(14-7; Big Ten 10-5, 2nd-tie)

Coach: Harold Foster

D 1 .. Carroll	W	56-35
D 6 .. Marquette	W	35-34
D 13 .. Notre Dame	W	43-35
D 20 .. at Marquette	W	36-25
D 31 .. Dartmouth #	L	49-57
J 3 .. Illinois	L	40-55
J 5 .. at Indiana	L	34-38
J 10 .. at Iowa	L	45-49
J 12 .. Chicago	W	56-24
J 17 .. at Northwestern \$	W	49-46
J 19 .. Michigan	W	58-36
J 24 .. Indiana	W	42-36
F 7 .. Great Lakes	L	42-47
F 9 .. at Chicago	W	54-20
F 14 .. Ohio State	W	49-39
F 16 .. at Purdue	L	34-40
F 21 .. Northwestern	W	59-47
F 23 .. at Illinois	L	43-45
F 28 .. at Ohio State	W	44-39
M 2 .. at Minnesota	W	49-47
M 7 .. Iowa	W	62-45
# — at Milwaukee		
\$ — at Chicago Stadium		

1942-43

(12-9; Big Ten 6-6, 4th-tie)

Coach: Harold Foster

D 5 .. Marquette	W	45-36
D 12 .. Camp Grant	W	38-36
D 14 .. at Notre Dame (OT)	L	59-61
D 19 .. at Marquette	W	50-38
D 21 .. Oklahoma	W	48-37
D 31 .. Harvard #	W	58-41
J 4 .. Hamline	W	41-37

J 9 .. at Northwestern \$	W	67-65
J 11 .. Illinois	L	40-52
J 15 .. at Michigan	L	34-38
J 16 .. at Michigan	W	55-34
J 26 .. at Great Lakes	L	43-61
J 30 .. Minnesota	W	54-33
F 6 .. Great Lakes	L	48-55
F 8 .. Chicago	W	74-30
F 13 .. Indiana	L	44-51
F 15 .. Indiana	W	57-53
F 20 .. at Illinois	L	26-50
F 22 .. Northwestern	L	54-56
F 27 .. at Purdue	W	53-45
M 1 .. at Minnesota	L	34-48
# — at Milwaukee		
\$ — at Chicago Stadium		

1943-44

(12-9; Big Ten 9-3, 2nd-tie)

Coach: Harold Foster


N 29 .. DePauw Pre-Flight	W	28-25
D 4 .. Marquette	L	43-51
D 11 .. at Notre Dame	L	31-41
D 13 .. Camp Grant	L	40-51
D 18 .. at Marquette	W	40-37
D 31 .. Notre Dame #	W	47-45
J 3 .. Illinois (OT)	L	43-45
J 7 .. at Illinois	W	43-38
J 8 .. at Northwestern \$	L	38-60
J 14 .. Michigan	W	50-41
J 15 .. Michigan	W	42-31
J 29 .. at Minnesota	W	49-30
F 4 .. Northwestern (2OT)	W	50-47
F 7 .. Great Lakes	L	40-63
F 11 .. at Indiana	W	62-43
F 12 .. at Indiana	W	52-31
F 19 .. Purdue (OT)	L	50-52
F 25 .. Minnesota	W	50-33
M 3 .. at DePaul \$	L	35-48
M 4 .. at Chicago	W	74-46
M 5 .. at Great Lakes	L	47-63
# — at Milwaukee		
\$ — at Chicago Stadium		

1944-45

(10-11; Big Ten 4-8, 6th-tie)

Coach: Harold Foster

D 2 .. Lawrence	W	48-22
D 9 .. Marquette	W	45-40
D 16 .. Notre Dame	L	46-57
D 20 .. Iowa Pre-Flight	W	51-43
D 23 .. at Marquette	W	46-39
D 30 .. Missouri #	W	52-37
J 6 .. Northwestern	L	37-52
J 8 .. at Truax Field	W	53-42
J 13 .. Minnesota	W	46-37
J 22 .. Great Lakes	L	51-66
J 27 .. at Northwestern \$	W	44-43
J 29 .. at Purdue	L	34-45
F 2 .. at Michigan	L	39-50
F 3 .. at Ohio State	L	36-40
F 4 .. at Great Lakes	L	49-59
F 9 .. Ohio State	L	34-63
F 10 .. Michigan	W	55-44
F 17 .. Purdue	W	64-48
F 19 .. at Iowa	L	53-54
F 24 .. Iowa	L	38-68
M 3 .. at Minnesota	L	50-54
# — at Milwaukee		
\$ — at Chicago Stadium		



The 1941 Badgers won Wisconsin's only NCAA title by defeating Washington State 39-34 in the championship game in Kansas City.

1945-46

(4-17; Big Ten 1-11, 9th)

Coach: Harold Foster

D 1 .. Carroll	W	67-25
D 3 .. Ripon	W	59-24
D 8 .. Marquette	W	42-32
D 15 .. at Notre Dame	L	51-65
D 17 .. Great Lakes	L	47-54
D 22 .. at Marquette	L	41-62
D 23 .. at Great Lakes	L	39-53
J 1 .. Illinois	L	31-56
J 5 .. Minnesota	L	45-59
J 7 .. at Iowa	L	50-57
J 12 .. Purdue	L	49-53
J 26 .. at Northwestern \$	L	34-56
J 28 .. at Purdue	L	46-59
F 2 .. Michigan	W	58-57
F 9 .. Northwestern	L	58-63
F 11 .. at Michigan	L	56-66
F 16 .. Iowa	L	39-44
F 18 .. at Illinois	L	53-72
F 23 .. Michigan State	L	48-59
M 1 .. at Michigan State	L	52-56
M 4 .. at Minnesota	L	57-58
\$ — at Chicago Stadium		

1946-47

(16-6; Big Ten 9-3, 1st)

BIG TEN CHAMPIONS

NCAA TOURNAMENT

Coach: Harold Foster


D 2 .. Lawrence	W	61-43
D 7 .. Marquette	W	65-51
D 9 .. at Butler	W	60-52
D 14 .. Notre Dame (OT)	W	53-49
D 18 .. Oklahoma	L	40-56
D 21 .. at Marquette	L	47-55
D 23 .. So. California	W	61-56
J 1 .. Illinois	W	53-47
J 4 .. at Iowa	W	63-62
J 11 .. Indiana	W	70-49
J 20 .. at Michigan State	W	58-48
J 25 .. at Illinois	L	37-63
J 27 .. Northwestern	W	45-44
F 3 .. Iowa	W	60-53
F 8 .. Minnesota	W	60-51
F 10 .. at Michigan	W	52-51
F 15 .. at Northwestern \$	W	54-42
F 22 .. Ohio State	L	56-57
F 24 .. at Purdue	W	72-60
M 1 .. at Minnesota	L	55-58
M 20 .. City College of NY %	L	56-70
M 22 .. Navy %	W	50-49
\$ — at Chicago Stadium		
% — NCAA Regionals, New York City		

1947-48

(12-8; Big Ten 7-5, 3rd-tie)

Coach: Harold Foster

D 6 .. Marquette	W	57-50
D 8 .. Butler	W	61-53
D 12 .. Pittsburgh	W	49-36
D 19 .. at California	L	61-73
D 20 .. at California	L	44-59
D 22 .. at Oklahoma	L	49-75
D 31 .. at Marquette	W	67-60
J 3 .. Illinois	W	52-47
J 5 .. Minnesota	W	59-50
J 10 .. at Indiana	W	58-54
J 12 .. Iowa	W	60-51
J 17 .. Michigan	L	39-43
J 19 .. Purdue	W	49-44



Coach Bud Foster's 1947 Badger squad participated in the NCAA Eastern Regional in Madison Square Garden.

J 24 .. at Illinois	L	36-57
F 7 .. at Northwestern \$	W	68-62
F 9 .. Michigan State	W	51-39
F 16 .. at Ohio State	L	47-53
F 21 .. at Iowa	L	40-62
F 23 .. Northwestern	W	59-54
M 1 .. at Minnesota	L	41-46
\$ — at Chicago Stadium		

1948-49

(12-10; Big Ten 5-7, 7th)

Coach: Harold Foster

D 1 .. Ripon	W	66-36
D 4 .. Marquette (OT)	W	67-63
D 9 .. Missouri	W	58-42
D 11 .. Loyola (IL)	L	37-40
D 13 .. at Notre Dame	L	54-60
D 21 .. at So. California	L	31-36
D 23 .. at UCLA	W	49-46
D 31 .. at Marquette	W	60-34
J 3 .. at Illinois	L	50-62
J 8 .. Creighton	W	75-39
J 10 .. at Minnesota	L	33-47
J 15 .. Indiana	W	58-48
J 17 .. Ohio State	L	54-57
F 5 .. Illinois	L	54-61
F 7 .. at Michigan	L	38-40
F 12 .. at Northwestern \$	W	56-52
F 14 .. at Purdue	L	48-53
F 19 .. at Iowa	L	60-61
F 21 .. Northwestern	W	57-46
F 26 .. Western Ontario	W	79-45
F 28 .. Iowa	W	70-47
M 5 .. Minnesota	W	45-43
\$ — at Chicago Stadium		

1949-50

(17-5; Big Ten 9-3, 2nd)

Coach: Harold Foster

D 3 .. Marquette	W	63-48
D 6 .. Kansas State	W	56-48
D 8 .. Oregon State	L	36-49
D 10 .. at Loyola (IL)	W	68-55
D 13 .. Notre Dame	W	56-48
D 17 .. at Marquette	W	62-45
D 20 .. at Missouri	L	48-50
D 28 .. Rutgers #	W	68-55
D 30 .. UCLA	W	54-52
J 2 .. Illinois	W	59-50
J 7 .. at Indiana	L	59-61

J 14 .. Michigan	W	53-41
J 16 .. Minnesota	W	57-54
F 4 .. at Ohio State	L	47-61
F 6 .. at Michigan State	W	66-47
F 11 .. at Northwestern \$	W	66-59
F 13 .. at Iowa (OT)	W	66-62
F 18 .. Iowa	W	53-44
F 20 .. Purdue	W	56-45
F 25 .. at Illinois	L	58-76
F 27 .. Northwestern	W	67-53
M 4 .. at Minnesota	W	60-54
# — at Iowa City, IA		
\$ — at Chicago Stadium		

1950-51

(10-12; Big Ten 7-7, 4th-tie)

Coach: Harold Foster

D 2 .. Marquette	W	49-42
D 8 .. Loyola (IL)	L	51-54
D 11 .. at Notre Dame	L	61-67
D 16 .. at Marquette	L	58-61
D 18 .. at Kansas State	L	58-77
D 19 .. at St. Louis (OT)	L	48-53
D 28 .. San Jose State	W	75-59
J 1 .. Illinois (OT)	L	69-71
J 6 .. at Michigan	W	61-52
J 8 .. at Michigan State	W	53-52
J 13 .. at Ohio State	W	74-67
J 15 .. Northwestern	W	68-56
F 1 .. Butler	W	60-35
F 3 .. at Minnesota	W	47-44
F 5 .. Ohio State	W	56-51
F 10 .. at Illinois	L	52-63
F 12 .. at Purdue	L	46-62
F 17 .. Iowa	L	60-73
F 24 .. Michigan State	W	35-29
F 26 .. Michigan	L	50-52
M 3 .. Purdue	L	61-64
M 5 .. at Indiana	L	58-68

1951-52

(10-12; Big Ten 5-9, 7th)

Coach: Harold Foster

D 1 .. Marquette	W	48-46
D 8 .. Notre Dame	L	53-63
D 13 .. Loyola (LA)	W	66-47
D 17 .. St. Louis	W	55-54
D 22 .. at Marquette	L	47-51
D 27 .. Oregon #	W	82-77
D 28 .. California #	L	49-68

HISTORY

J 5 .. Purdue	L	64-79
J 7 .. at Illinois	L	49-53
J 12 .. Ohio State	W	58-51
J 19 .. at Northwestern	W	74-58
J 21 .. at Michigan State	L	39-50
F 6 .. at Butler	W	62-60
F 9 .. Minnesota	L	47-54
F 11 .. at Purdue	L	67-78
F 16 .. Michigan State	L	55-57
F 18 .. at Michigan	L	55-56
F 23 .. Indiana	L	48-63
F 25 .. Michigan	W	69-53
M 1 .. at Ohio State	L	56-69
M 3 .. at Iowa	W	78-75
M 8 .. Illinois	W	58-48
# — at San Francisco		

1952-53

(13-9; Big Ten 10-8, 5th)

Coach: Harold Foster

D 5 .. Marquette	W	76-55
D 8 .. at Loyola (LA)	W	81-60
D 15 .. Iowa	W	75-70
D 20 .. at Purdue	L	59-65
D 26 .. California	W	64-57
D 27 .. Oregon #	L	64-66
D 29 .. at Iowa	L	66-83
J 3 .. Purdue	W	50-46
J 5 .. at Minnesota	L	53-64
J 10 .. at Illinois	L	61-71
J 12 .. Minnesota	W	76-74
J 17 .. at Northwestern	W	78-56
J 19 .. Ohio State	W	64-51
F 7 .. Illinois	L	61-65
F 9 .. at Indiana	L	48-66
F 14 .. Michigan	W	75-63
F 16 .. Indiana	L	70-72
F 21 .. at Michigan	W	74-52
F 23 .. at Michigan State	L	45-53
F 28 .. at Ohio State	W	69-63
M 7 .. Northwestern	W	74-58
M 9 .. Michigan State	W	58-51
# — at Iowa City, IA		

1953-54

(12-10; Big Ten 6-8, 5th-tie)

Coach: Harold Foster

D 1 .. Butler	W	70-54
D 4 .. at Marquette	W	64-56
D 7 .. at Loyola (IL)	W	75-54
D 12 .. Missouri	W	64-53
D 14 .. Oklahoma	L	65-69
D 19 .. at Louisiana State	W	82-66
D 21 .. at Tulane (OT)	L	55-57
D 28 .. Denver	W	67-48
J 2 .. Purdue	W	66-57
J 4 .. at Indiana	L	67-70
J 9 .. at Iowa	L	54-71
J 11 .. Northwestern	W	64-47
J 16 .. Indiana	L	74-90
J 18 .. at Michigan State	W	57-53
F 6 .. at Ohio State	W	79-73
F 13 .. Illinois (OT)	L	64-70
F 15 .. Minnesota	L	68-78
F 20 .. Michigan	W	77-56
F 22 .. at Illinois	L	64-66
F 27 .. at Purdue	L	66-71
M 1 .. Michigan State	W	79-56
M 6 .. at Minnesota	L	73-78

1954-55

(10-12; Big Ten 5-9, 6th-tie)

Coach: Harold Foster

D 4 .. at Notre Dame	L	61-72
D 6 .. Western Michigan	W	80-68
D 11 .. at Oklahoma	W	77-66
D 13 .. at Missouri	L	56-67
D 18 .. Louisiana State	W	107-68
D 20 .. Tulane	L	66-69
D 29 .. Princeton	W	66-64
J 1 .. at Illinois	W	79-64
J 3 .. Iowa	L	69-86
J 8 .. at Michigan State	L	77-94
J 10 .. at Michigan	L	63-90
J 15 .. Indiana	W	77-66
J 17 .. at Butler	W	57-53
F 5 .. Michigan State	L	70-73
F 7 .. at Indiana	L	58-65
F 12 .. Ohio State	W	86-63
F 14 .. at Purdue	L	63-75
F 19 .. Illinois	L	71-99
F 21 .. Minnesota	L	69-71
F 26 .. at Northwestern	L	72-80
F 28 .. Purdue	W	75-73
M 5 .. at Minnesota	W	78-72

1955-56

(6-16; Big Ten 4-10, 8th-tie)

Coach: Harold Foster

D 1 .. Butler	L	63-67
D 5 .. at Notre Dame	W	70-66
D 10 .. Kansas	L	66-74
D 12 .. So. Methodist	L	62-75
D 19 .. Nebraska	W	71-52
D 28 .. at Washington	L	53-54
D 29 .. at California	L	55-62
D 30 .. at Stanford	L	53-65
J 2 .. Purdue	L	66-78
J 7 .. Indiana	L	71-75
J 9 .. at Illinois	L	77-96
J 14 .. at Ohio State (2OT)	L	98-100
J 16 .. Michigan	W	69-58
F 4 .. at Northwestern	W	79-55
F 6 .. Iowa	L	74-78
F 11 .. Minnesota	L	71-77
F 13 .. at Indiana	W	69-67
F 18 .. at Iowa	L	66-80
F 20 .. Ohio State	L	71-79
F 25 .. at Michigan	L	68-78
F 27 .. at Michigan State	L	82-89
M 3 .. Northwestern	W	76-70

1956-57

(5-17; Big Ten 3-11, 9th)

Coach: Harold Foster

D 1 .. South Dakota (OT)	L	56-58
D 3 .. at Butler	L	50-54
D 8 .. Notre Dame	L	55-75
D 10 .. at Nebraska	L	51-53
D 15 .. Washington U.	W	41-38
D 20 .. at Bradley	L	62-74
D 22 .. at Kansas	L	62-83
D 29 .. Yale	W	64-46
J 5 .. at Northwestern	L	54-75
J 7 .. at Indiana	L	68-79
J 12 .. Illinois	L	63-79
J 14 .. at Michigan	L	62-71
J 19 .. Iowa	L	47-70
J 21 .. Ohio State	L	64-67
F 11 .. Michigan	W	70-65
F 16 .. at Ohio State	L	50-63
F 18 .. at Minnesota	L	53-85
F 23 .. Indiana	L	74-85
F 25 .. Michigan State	L	62-78

M 2 .. at Purdue	L	66-85
M 4 .. Northwestern	W	82-69
M 9 .. at Iowa	W	60-59

1957-58

(8-14; Big Ten 3-11, 10th)

Coach: Harold Foster

D 2 .. South Dakota	W	63-56
D 7 .. Notre Dame	L	53-75
D 9 .. at Washington U.	W	43-33
D 16 .. Rice	W	67-62
D 19 .. Butler	W	59-58
D 27 .. at New Mexico #	W	61-59
D 28 .. Wyoming #	L	65-93
D 30 .. at Utah	L	70-72
J 4 .. Illinois	L	59-64
J 6 .. at Michigan	L	49-70
J 11 .. Ohio State	W	67-64
J 13 .. at Illinois	W	71-70
J 18 .. at Purdue	L	47-62
J 20 .. Michigan State	W	66-52
F 8 .. Minnesota	L	66-71
F 10 .. Indiana	L	87-93
F 15 .. Purdue	L	76-81
F 17 .. at Iowa	L	61-74
F 22 .. at Michigan State	L	59-93
F 24 .. at Minnesota	L	63-71
M 1 .. at Northwestern	L	65-82
M 3 .. Michigan	L	65-72
# — New Mexico Classic, Albuquerque		

1958-59

(3-19; Big Ten 1-13, 10th)

Coach: Harold Foster

D 2 .. Marquette	L	47-76
D 6 .. at Rice	L	37-78
D 8 .. at So. Methodist	L	63-81
D 13 .. Notre Dame	W	56-54
D 15 .. Missouri	W	68-60
D 19 .. Washington	L	48-62
D 20 .. California #	L	53-68
D 30 .. at Butler	L	55-69
J 3 .. at Minnesota	L	66-79
J 5 .. Illinois	L	51-77
J 10 .. at Purdue	L	61-84
J 12 .. Michigan	L	74-84
F 2 .. Michigan State	L	57-88
F 7 .. at Ohio State	L	72-78
F 9 .. Purdue	W	91-86
F 14 .. Iowa	L	84-94
F 16 .. at Illinois	L	54-93
F 21 .. Minnesota	L	50-69
F 23 .. at Michigan	L	63-87
F 28 .. Northwestern	L	82-86
M 2 .. at Michigan State	L	73-93
M 7 .. at Indiana	L	71-97
# — at Iowa City, IA		

1959-60

(8-16; Big Ten 4-10, 9th)

Coach: John Erickson

D 1 .. Butler	L	82-88
D 5 .. Iowa State	L	53-71
D 7 .. at Notre Dame	L	58-78
D 12 .. Loyola (IL)	W	85-67
D 14 .. at Missouri	L	66-78
D 19 .. at Marquette	L	66-84
D 21 .. Stanford	W	61-60
D 26 .. Boston College #	W	95-82
D 28 .. at Canisius #	L	65-80
J 2 .. Michigan State	L	79-91
J 4 .. Iowa	L	64-71
J 9 .. at Purdue	L	69-99
J 11 .. Northwestern	L	69-77

J 27 .. North Dakota	W	92-80
J 30 .. at Minnesota	L	72-86
F 6 .. Indiana	L	85-97
F 8 .. Ohio State	L	69-106
F 13 .. at Indiana	L	71-91
F 15 .. at Iowa	W	63-58
F 20 .. Illinois	W	75-63
F 22 .. at Michigan (OT)	W	88-82
F 27 .. at Ohio State	L	68-93
F 29 .. at Northwestern	L	59-73
M 5 .. Purdue	W	89-80

— Queen City Tournament, Buffalo, NY

1960-61

(7-17; Big Ten 4-10, 8th)
Coach: John Erickson

D 1 .. at Butler	L	58-73
D 3 .. Air Force	W	80-67
D 5 .. at Iowa State	L	76-88
D 10 .. Marquette	W	55-51
D 17 .. at Bradley	L	66-88
D 20 .. Nevada	W	89-56
D 28 .. Oregon State #	L	54-56
D 29 .. at Portland # (OT)	L	71-79
D 30 .. Washington State #	L	72-78
J 7 .. at Michigan State	W	74-71
J 9 .. Iowa	L	68-76
J 28 .. at Loyola (IL)	L	79-87
J 30 .. Ohio State	L	68-100
F 4 .. at Purdue	L	58-69
F 6 .. at Illinois	L	73-77
F 11 .. at Northwestern	L	52-54
F 13 .. at Iowa	L	61-63
F 18 .. Indiana	L	84-98
F 20 .. Minnesota	W	83-75
F 25 .. at Ohio State	L	74-97
F 27 .. Michigan	W	76-68
M 4 .. Northwestern	W	75-61
M 6 .. at Indiana	L	69-80
M 11 .. Purdue	L	81-88

— Far West Classic, Portland, OR

1961-62

(17-7; Big Ten 10-4, 2nd)
Coach: John Erickson

D 2 .. South Dakota	W	99-63
D 4 .. Florida State	W	64-63
D 9 .. Cincinnati	L	67-86
D 11 .. Washington U.	W	91-63
D 16 .. Pacific	W	92-68
D 20 .. at Marquette	L	75-92
D 26 .. Providence #	W	95-84
D 28 .. Dayton #	W	105-93
D 30 .. Cincinnati #	L	71-101
J 6 .. Iowa	W	91-79
J 8 .. at Michigan State	W	83-78
J 23 .. North Dakota State	W	102-50
J 27 .. Purdue	W	89-86
J 29 .. at Illinois	W	85-81
F 3 .. at Minnesota	W	94-88
F 5 .. Michigan	L	74-81
F 10 .. Michigan State	W	77-72
F 12 .. at Indiana	W	105-94
F 17 .. at Michigan	L	65-84
F 19 .. Illinois	W	103-101
F 24 .. at Northwestern	W	65-64
F 26 .. Minnesota	L	90-92
M 3 .. Ohio State	W	86-67
M 10 .. at Iowa	L	64-81

— ECAC Holiday Festival, New York City

1962-63

(14-10; Big Ten 7-7, 6th)
Coach: John Erickson

D 1 .. at Air Force	W	72-64
D 3 .. at Arizona	L	46-51
D 8 .. Texas-El Paso	W	73-59
D 10 .. Indiana State	L	86-87
D 15 .. Miami (OH)	W	84-58
D 19 .. Marquette	W	76-58
D 22 .. UCLA	L	63-77
D 28 .. Utah #	W	94-72
D 29 .. at Marquette #	W	94-72
J 5 .. at Purdue	W	74-66
J 12 .. Michigan State	L	68-75
J 14 .. at Iowa	L	56-65
J 26 .. St. John's (NY)	W	85-52
F 2 .. Minnesota	L	68-69
F 4 .. at Michigan	W	81-78
F 9 .. at Ohio State	L	70-94
F 11 .. Illinois	W	84-77
F 16 .. Northwestern	W	78-65
F 18 .. at Minnesota	L	48-72
F 23 .. at Illinois	L	77-89
F 25 .. Indiana	W	102-96
M 2 .. at Michigan State (OT)	W	92-89
M 4 .. Iowa	W	75-69
M 9 .. Michigan	L	80-82

— Milwaukee Classic

1963-64

(8-16; Big Ten 2-12, 10th)
Coach: John Erickson

D 2 .. Kent	W	88-77
D 7 .. Ohio	L	76-77
D 10 .. Pittsburgh	W	85-83
D 14 .. at Cincinnati	L	60-65
D 17 .. Gonzaga	W	115-71
D 20 .. at Kentucky #	L	85-108
D 21 .. Princeton # (OT)	L	87-90
D 27 .. Dartmouth \$	W	94-68
D 28 .. Georgia Tech \$	W	104-84
J 4 .. Ohio State	L	85-101
J 6 .. at Michigan State	L	90-106
J 11 .. at Northwestern	L	63-76
J 13 .. Iowa	W	79-61
J 28 .. at Marquette	W	72-68
F 1 .. at Minnesota	L	92-111
F 8 .. Purdue	W	81-80
F 11 .. Northwestern	L	64-72
F 15 .. at Ohio State	L	74-92
F 17 .. Indiana (2OT)	L	80-82
F 22 .. Michigan	L	59-103
F 24 .. at Indiana	L	82-108
F 29 .. at Purdue	L	83-97
M 2 .. Minnesota	L	96-105
M 7 .. at Illinois	L	73-97

— Kentucky Invitational
\$ — Milwaukee Classic

1964-65

(9-13; Big Ten 4-10, 8th)
Coach: John Erickson

D 1 .. Houston	W	76-65
D 8 .. at Pittsburgh	W	80-63
D 12 .. Bowling Green	W	87-56
D 15 .. Illinois	L	56-70
D 18 .. Boston College #	L	85-86
D 19 .. at Marquette #	L	61-62
D 26 .. Boston College \$	W	70-69
J 4 .. at Iowa	L	62-92
J 9 .. at Minnesota	L	57-81
J 11 .. Purdue	W	76-66
J 13 .. Marquette	L	58-59
J 30 .. at Ohio State	L	86-98

F 1 .. at Notre Dame	W	98-90
F 6 .. Ohio State	L	71-73
F 13 .. at Purdue	L	74-83
F 16 .. Minnesota	L	91-101
F 20 .. at Indiana	L	87-101
F 23 .. Northwestern (OT)	W	93-87
F 27 .. Michigan State	W	99-89
M 2 .. at Michigan	L	75-98
M 6 .. at Northwestern	W	88-76
M 8 .. Indiana	L	73-92

— Milwaukee Classic
\$ — Rainbow Classic, Honolulu

1965-66

(11-13; Big Ten 6-8, 7th)
Coach: John Erickson

D 1 .. Nebraska	L	88-101
D 4 .. Notre Dame	W	97-79
D 11 .. at Houston	L	57-82
D 14 .. Illinois	L	70-90
D 17 .. Washington #	L	67-81
D 18 .. West Virginia #	L	93-101
D 20 .. Montana	W	76-72
D 22 .. at Cincinnati	L	74-87
D 29 .. Pennsylvania	W	84-70
J 3 .. at Marquette	W	73-72
J 8 .. Iowa	W	69-68
J 11 .. at Illinois	L	64-80
J 27 .. Hardin-Simmons	W	83-63
J 29 .. Michigan	L	67-69
J 31 .. at Ohio State (OT)	L	81-87
F 5 .. at Michigan State	L	65-79
F 7 .. Indiana	W	79-78
F 12 .. at Michigan	L	102-120
F 19 .. Michigan State	W	78-77
F 21 .. at Northwestern	L	65-76
F 26 .. at Iowa	L	70-80
F 28 .. Northwestern	W	90-62
M 5 .. Purdue	W	69-68
M 7 .. at Minnesota	W	87-74

— Milwaukee Classic

1966-67

(13-11; Big Ten 8-6, 4th)
Coach: John Erickson

D 3 .. Cincinnati (OT)	L	70-77
D 10 .. at Bowling Green	L	69-81
D 13 .. Iowa State	W	80-73
D 16 .. Fordham #	W	67-66
D 17 .. South Carolina #	W	88-84
D 19 .. at Illinois	L	74-87
D 28 .. at UCLA \$	L	56-100
D 29 .. Michigan \$	L	88-98
D 30 .. Arizona	W	104-77
J 4 .. Marquette	L	60-66
J 7 .. at Purdue	W	79-76
J 10 .. Michigan	W	98-90
J 25 .. South Dakota	W	94-53
J 28 .. at Michigan State	L	61-68
F 4 .. Ohio State (OT)	L	84-90
F 11 .. at Indiana	L	81-93
F 14 .. Minnesota	W	85-75
F 18 .. at Iowa (3OT)	W	96-95
F 21 .. Northwestern	W	110-94
F 25 .. Michigan State	W	68-64
F 28 .. at Northwestern	L	82-91
M 4 .. Michigan %	W	80-79
M 7 .. Iowa (OT)	L	87-90
M 11 .. Illinois	W	102-92

— Milwaukee Classic
\$ — Los Angeles Classic
% — at Detroit

HISTORY

1967-68

(13-11; Big Ten 7-7, 5th)

Coach: John Erickson

D 2 .. DePauw	W	90-68
D 5 .. Notre Dame	L	73-81
D 9 .. So. Methodist	W	120-82
D 15 .. Louisiana State #	W	96-94
D 16 .. at Marquette #	W	70-62
D 20 .. Florida	W	86-81
D 27 .. at Pennsylvania \$	W	86-67
D 28 .. Temple \$	L	80-82
D 29 .. Duquesne \$	L	66-76
J 6 .. Michigan	W	77-75
J 9 .. at Purdue	L	79-99
J 11 .. at Marquette	L	56-71
J 16 .. Michigan State	W	70-68
J 30 .. at Minnesota	W	72-62
F 3 .. at Ohio State	L	64-86
F 6 .. Illinois	L	60-68
F 10 .. Indiana	W	95-83
F 12 .. Ohio State	W	86-78
F 17 .. at Iowa	L	61-69
F 24 .. at Michigan State	L	77-87
F 27 .. Minnesota	W	94-82
M 2 .. Purdue	W	104-84
M 5 .. at Indiana	L	85-93
M 9 .. at Northwestern	L	75-77
# — Milwaukee Classic		
\$ — Quaker City Classic, Philadelphia		

1968-69

(11-13; Big Ten 5-9, 8th-tie)

Coach: John Powless

N 30 .. at Nebraska	L	55-68
D 3 .. Kansas	W	67-62
D 7 .. North Dakota	W	94-48
D 11 .. at Notre Dame	L	56-57
D 14 .. Northern Illinois	W	69-67
D 21 .. at Florida	L	66-71
D 27 .. Ohio #	W	74-68
D 28 .. at Marquette #	L	56-59
D 31 .. Kentucky \$	W	69-65
J 4 .. Purdue	L	80-86
J 7 .. at Michigan State	L	67-77
J 11 .. at Ohio State	L	69-84
J 14 .. Minnesota	W	68-61
J 28 .. Marquette	W	56-50
F 1 .. at Illinois	L	73-86
F 4 .. Indiana	L	63-65
F 8 .. Ohio State	W	77-73
F 11 .. at Minnesota	W	69-63
F 15 .. at Purdue	L	69-87
F 22 .. Michigan State	W	76-64
F 25 .. at Indiana	L	84-101
M 1 .. at Michigan	L	79-84
M 4 .. Northwestern	L	70-72
M 8 .. Iowa	W	84-74
# — Milwaukee Classic		
\$ — at Chicago Stadium		

1969-70

(10-14; Big Ten 5-9, 6th-tie)

Coach: John Powless

D 1 .. Ball State	W	88-74
D 6 .. at So. Methodist	W	78-76
D 8 .. at Kansas	L	60-76
D 13 .. Southern Illinois	L	69-74
D 16 .. at Iowa State	L	73-84
D 20 .. Pittsburgh	W	85-71
D 26 .. Utah State #	W	81-74
D 27 .. at Marquette #	L	43-64
J 3 .. Illinois	L	69-74
J 6 .. at Purdue	L	74-90
J 10 .. Iowa	L	74-92

J 13 .. Minnesota	W	90-84
J 27 .. at Marquette	L	51-60
J 31 .. Ohio	W	72-69
F 3 .. at Illinois	W	66-65
F 7 .. Michigan State	W	89-79
F 10 .. at Iowa	L	100-119
F 14 .. Michigan	W	84-74
F 17 .. Indiana	L	77-89
F 21 .. at Northwestern	L	75-82
F 24 .. Ohio State	L	86-98
F 28 .. at Michigan	W	90-86
M 3 .. Northwestern	L	82-87
M 7 .. at Ohio State	L	87-96
# — Milwaukee Classic		

1970-71

(9-15; Big Ten 4-10, 7th-tie)

Coach: John Powless

D 1 .. Eastern Illinois	W	102-84
D 5 .. Michigan Tech	W	114-70
D 8 .. at Pittsburgh	L	76-81
D 12 .. Loyola (LA)	W	94-83
D 15 .. at Ohio	L	80-81
D 19 .. Tulane	W	96-77
D 29 .. Texas #	W	89-73
D 30 .. at Marquette #	L	69-72
J 4 .. Australia	E	94-63
J 9 .. Michigan	L	89-90
J 12 .. at Illinois	L	82-84
J 16 .. at Ohio State	L	69-83
J 19 .. Northwestern	W	87-72
F 2 .. Marquette	L	75-89
F 6 .. Iowa	L	91-93
F 9 .. at Southern Illinois	L	75-86
F 13 .. at Northwestern	L	91-101
F 16 .. Ohio State	L	71-79
F 20 .. at Michigan State	L	78-97
F 23 .. Illinois	W	88-84
F 27 .. at Iowa	W	89-83
M 2 .. Indiana (2OT)	W	94-87
M 6 .. at Minnesota	L	98-104
M 9 .. Purdue	L	77-81
M 13 .. at Michigan	L	73-93
# — Milwaukee Classic		

1971-72

(13-11; Big Ten 6-8, 5th-tie)

Coach: John Powless

D 1 .. Michigan Tech	W	107-74
D 4 .. at Tulane	L	70-72
D 6 .. at Loyola (LA)	W	67-66
D 8 .. DePauw	W	92-69
D 11 .. Northern Michigan	W	104-65
D 13 .. Florida Tech	W	90-58
D 15 .. Australia	E	90-78
D 18 .. Pittsburgh	W	80-63
D 27 .. Marshall #	L	83-85
D 28 .. Georgetown #	W	82-62
J 3 .. at Marquette	L	60-72
J 8 .. Iowa	W	81-80
J 11 .. at Michigan State	L	76-83
J 15 .. at Indiana (OT)	W	66-64
J 18 .. Minnesota	L	59-65
F 5 .. at Ohio State	L	69-79
F 12 .. Indiana (OT)	L	76-84
F 15 .. at Purdue	W	84-65
F 19 .. at Minnesota	L	73-76
F 22 .. Purdue	W	66-60
F 26 .. at Illinois	L	86-91
F 29 .. Michigan State	W	101-74
M 4 .. Northwestern	L	82-90
M 7 .. at Michigan	L	70-93
M 11 .. Illinois	W	97-84
# — Milwaukee Classic		

1972-73

(11-13; Big Ten 5-9, 9th)

Coach: John Powless

N 25 .. at UCLA	L	53-94
D 2 .. SIU-Edwardsville	W	100-74
D 4 .. at Oral Roberts	L	76-90
D 9 .. South Dakota	W	87-63
D 19 .. West Virginia	W	77-59
D 29 .. Yale #	W	90-64
D 30 .. at Marquette # (2OT)	L	73-75
J 3 .. at Pittsburgh	W	72-70
J 6 .. Indiana	L	64-78
J 8 .. at Illinois	L	74-76
J 13 .. at Minnesota	L	54-78
J 20 .. Michigan State	W	93-80
J 22 .. at Purdue	L	59-66
J 27 .. at Northwestern	L	73-74
J 29 .. Minnesota	L	64-81
F 3 .. Ohio State	W	84-76
F 6 .. Marquette	L	58-64
F 10 .. Illinois	W	99-88
F 17 .. at Iowa	L	76-100
F 20 .. at Ohio	W	82-68
F 24 .. at Indiana	L	55-57
F 26 .. Purdue	W	71-63
M 3 .. Michigan	W	94-79
M 10 .. at Michigan State (OT)	L	78-79
# — Milwaukee Classic		

1973-74

(16-8; Big Ten 4-10, 4th-tie)

Coach: John Powless

D 1 .. Rollins	W	77-55
D 3 .. California-Davis	W	97-53
D 8 .. North Dakota State	W	88-60
D 15 .. DePauw	W	92-51
D 19 .. at West Virginia	W	69-62
D 22 .. UW-Milwaukee	W	73-46
D 28 .. So. Methodist #	W	74-73
D 29 .. at Marquette # (OT)	L	48-49
J 5 .. Northwestern	W	87-53
J 9 .. Ohio	W	69-68
J 12 .. at Indiana	L	51-52
J 19 .. Illinois	W	101-75
J 26 .. Ohio State	W	69-64
J 28 .. at Michigan	L	75-83
F 2 .. at Minnesota (OT)	L	63-64
F 5 .. at Marquette	L	58-59
F 9 .. Iowa	W	113-87
F 11 .. Indiana	L	63-81
F 16 .. at Purdue	L	80-107
F 23 .. at Ohio State	W	68-56
F 25 .. Michigan	L	74-79
M 2 .. Michigan State	W	87-80
M 4 .. at Iowa	W	74-58
M 9 .. at Northwestern	W	77-62
# — Milwaukee Classic		

1974-75

(8-18; Big Ten 5-13, 8th)

Coach: John Powless

N 30 .. Ohio	W	71-62
D 4 .. St. Mary's (CA)	L	60-62
D 7 .. Iowa State	W	86-84
D 18 .. Stanford	L	67-89
D 21 .. Brown	W	79-68
D 27 .. Virginia #	L	78-86
D 28 .. Georgia # (OT)	L	89-91
J 2 .. Minnesota	L	46-61
J 4 .. at Northwestern	L	66-69
J 11 .. at Purdue	L	49-88
J 13 .. at Illinois	L	56-72
J 18 .. Ohio State	L	67-69
J 20 .. Indiana	L	69-89

J 25 .. at Michigan State	L	87-105
J 27 .. at Michigan (OT)	L	73-75
F 1 .. Iowa (OT)	W	86-85
F 4 .. Marquette	L	63-69
F 8 .. Purdue	L	64-69
F 10 .. Illinois	W	76-70
F 15 .. at Ohio State	L	70-76
F 17 .. at Indiana	L	58-93
F 22 .. Michigan State	W	103-96
F 24 .. Michigan	W	70-68
M 1 .. at Iowa	L	68-75
M 3 .. at Minnesota	L	58-65
M 8 .. Northwestern	W	94-70
# — Milwaukee Classic		

1975-76

(10-16; Big Ten 4-14, 9th)

Coach: John Powless

N 19 .. Windsor (Canada)	E	99-68
N 29 .. DePauw	W	105-63
D 3 .. North Dakota State	W	87-79
D 6 .. Loyola (IL)	W	88-73
D 8 .. Northern Illinois	W	97-77
D 13 .. Northern Michigan	W	92-59
D 16 .. at Marquette	L	54-78
D 29 .. Stanford #	W	70-64
D 30 .. at Marquette #	L	66-82
J 3 .. Michigan State	W	70-63
J 5 .. Ohio State (OT)	W	82-81
J 8 .. Michigan	L	81-106
J 10 .. at Purdue	L	72-87
J 12 .. at Illinois	L	61-71
J 17 .. Iowa	L	71-81
J 19 .. Minnesota	L	84-96
J 24 .. at Northwestern	L	60-62
J 31 .. at Indiana	L	61-114
F 2 .. at Michigan	L	86-107
F 7 .. Purdue	L	74-85
F 9 .. Illinois	L	59-70
F 14 .. at Iowa	L	82-96
F 16 .. at Minnesota	L	74-98
F 21 .. Northwestern	L	77-90
F 26 .. Indiana	L	67-96
M 1 .. at Ohio State	W	91-79
M 6 .. at Michigan State	W	86-82
# — Milwaukee Classic		

1976-77

(11-16; Big Ten 7-11, 7th-tie)

Coach: Bill Cofield

N 27 .. at Kentucky	L	64-72
D 2 .. St. Mary's (CA)	W	82-76
D 6 .. DePauw	W	68-66
D 11 .. at Stanford	L	66-70
D 13 .. at Northern Illinois	L	57-81
D 15 .. Loyola (IL)	W	71-68
D 27 .. Boston College #	W	74-66
D 28 .. at Marquette #	L	57-64
J 6 .. at Michigan State	L	61-84
J 8 .. at Michigan	L	63-66
J 13 .. Ohio State	L	58-60
J 15 .. Indiana	L	64-79
J 20 .. Northwestern	W	61-60
J 22 .. at Minnesota %	W	64-82
J 24 .. at Purdue	L	71-81
J 27 .. Michigan	L	64-69
J 29 .. Michigan State (3OT)	W	87-83
F 3 .. at Illinois	L	72-82
F 5 .. at Iowa	L	73-90
F 10 .. Purdue	W	76-74
F 12 .. Illinois	W	62-50
F 19 .. at Northwestern	L	88-98
F 21 .. Marquette	L	58-73
F 24 .. at Indiana	W	66-64
F 26 .. at Ohio State (OT)	L	80-82

M 3 .. Minnesota %	W	61-64
M 5 .. Iowa (2OT)	L	93-94
# — Milwaukee Classic		
% — Game later forfeited by Minnesota		

1977-78

(8-19; Big Ten 4-14, 9th-tie)

Coach: Bill Cofield

D 1 .. UW-Milwaukee	W	72-66
D 3 .. Canisius	W	96-70
D 7 .. at George Washington	L	74-77
D 9 .. at Providence	L	62-73
D 12 .. at Iowa State	L	73-82
D 14 .. DePauw	L	62-85
D 29 .. Loyola (LA)	W	71-70
D 31 .. Northern Illinois (OT)	W	74-73
J 5 .. at Ohio State	L	61-77
J 7 .. at Michigan State	L	63-74
J 12 .. Purdue	L	70-79
J 14 .. Indiana	W	78-65
J 19 .. at Michigan	L	64-83
J 21 .. Minnesota	L	51-61
J 28 .. Northwestern	L	85-93
J 30 .. at Iowa	L	73-88
F 2 .. at Illinois	L	71-74
F 4 .. Iowa	W	82-72
F 9 .. at Minnesota	L	55-64
F 11 .. Illinois	W	80-73
F 14 .. at Marquette	L	64-75
F 16 .. Michigan	L	66-68
F 18 .. at Northwestern	W	81-80
F 23 .. at Indiana	L	54-58
F 25 .. at Purdue	L	78-87
M 2 .. Michigan State	L	75-89
M 4 .. Ohio State	L	78-83

1978-79

(12-15; Big Ten 6-12, 8th-tie)

Coach: Bill Cofield

N 24 .. UW-Milwaukee	W	74-55
N 28 .. at St. John's (NY)	W	73-68
D 1 .. Long Island #	W	89-70
D 2 .. St. Louis #	W	66-63
D 9 .. Loyola (IL)	W	79-74
D 16 .. at DePauw	L	78-84
D 23 .. Marquette	W	65-52
D 28 .. at Louisville \$	L	53-70
D 29 .. Oral Roberts \$	L	69-102
J 4 .. at Michigan State	L	55-64
J 6 .. at Ohio State	L	71-82
J 11 .. Northwestern	W	95-82
J 13 .. Michigan	W	77-66
J 18 .. Illinois	L	74-81
J 20 .. at Minnesota	L	72-82
J 25 .. at Indiana	L	61-82
J 27 .. at Purdue	L	60-73
F 1 .. Iowa	L	64-70
F 3 .. Purdue	L	48-54
F 8 .. Minnesota	L	72-74
F 10 .. at Iowa	L	65-79
F 15 .. at Illinois	L	64-81
F 17 .. Indiana (OT)	L	62-68
F 22 .. at Michigan	W	66-65
F 24 .. at Northwestern	W	72-70
M 1 .. Ohio State	W	76-73
M 3 .. Michigan State	W	83-81
# — Wisconsin Invitational, Madison		
\$ — Holiday Classic, Louisville, KY		

1979-80

(15-14; Big Ten 7-11, 8th)

Coach: Bill Cofield

N 12 .. Yugoslavia	E	70-93
N 30 .. Oklahoma City #	W	99-92

D 1 .. E. Tennessee State #	W	68-56
D 5 .. at DePauw	L	77-90
D 8 .. Alabama	L	62-66
D 12 .. Eastern Michigan	W	69-57
D 15 .. at Marquette	W	57-56
D 22 .. Cleveland State	W	103-78
D 23 .. Morgan State	W	94-42
D 27 .. Nebraska \$ (OT)	L	82-83
D 29 .. Nevada \$	W	86-61
D 30 .. Army \$	W	78-54
J 3 .. Northwestern	W	75-66
J 5 .. Indiana	W	52-50
J 10 .. at Minnesota (OT)	L	76-82
J 12 .. at Iowa	L	65-66
J 17 .. at Michigan State	L	61-62
J 19 .. Illinois	L	64-69
J 24 .. Purdue (OT)	L	60-73
J 26 .. at Ohio State	W	72-71
J 31 .. Michigan (OT)	L	69-73
F 2 .. Ohio State	W	70-67
F 7 .. at Illinois	L	50-67
F 9 .. at Michigan	L	59-68
F 14 .. Michigan State	W	80-66
F 16 .. at Purdue	L	61-69
F 21 .. Iowa	W	62-58
F 23 .. Minnesota	W	70-55
F 28 .. at Indiana	L	52-61
M 1 .. at Northwestern	L	50-53
# — Wisconsin Invitational, Madison		
\$ — Rainbow Classic, Honolulu		

1980-81

(11-16; Big Ten 5-13, 9th)

Coach: Bill Cofield

N 13 .. Team Fiat	E	77-70
D 1 .. at Alabama	L	75-90
D 5 .. Kentucky State #	W	77-65
D 6 .. UW-Green Bay # (2OT)	W	68-66
D 9 .. Ball State	W	85-72
D 12 .. Davidson \$	L	63-67
D 13 .. at UNC-Charlotte \$	W	71-63
D 22 .. Texas Southern	W	58-49
D 31 .. Central Michigan	W	69-62
J 8 .. at Minnesota	L	60-76
J 10 .. at Northwestern	L	48-50
J 15 .. Iowa	L	66-76
J 17 .. Purdue	L	69-71
J 22 .. Michigan State	W	63-62
J 24 .. at Illinois	W	54-45
J 29 .. at Ohio State	L	67-71
J 31 .. Michigan	L	67-74
F 5 .. at Indiana	L	64-89
F 7 .. at Michigan	L	64-71
F 12 .. Illinois	L	65-84
F 14 .. Indiana	L	52-59
F 19 .. at Michigan State	L	65-74
F 21 .. Ohio State	W	77-63
F 26 .. at Purdue	L	61-72
F 28 .. at Iowa	L	75-96
M 5 .. Northwestern	W	60-57
M 7 .. Minnesota (OT)	W	60-58
M 10 .. Marquette	L	53-64
# — Wisconsin Invitational, Madison		
\$ — First Union Classic, Charlotte, NC		

1981-82

(6-21; Big Ten 3-15, 10th)

Coach: Bill Cofield

N 16 .. China	E	88-81
D 4 .. Illinois-Chicago #	L	66-74
D 5 .. UW-Green Bay #	W	77-65
D 9 .. at Central Michigan	L	68-71
D 12 .. Ball State	W	71-70
D 21 .. Northern Iowa	W	65-53

HISTORY

D 27 .. Oregon \$	L.....	82-85
D 28 .. Tennessee \$	L.....	67-79
D 29 .. Iowa State \$	L.....	79-103
J 7 .. at Michigan	W.....	65-63
J 9 .. at Ohio State	L.....	59-67
J 14 .. Northwestern	L.....	55-61
J 16 .. Iowa	L.....	62-78
J 21 .. Minnesota	L.....	57-78
J 23 .. at Michigan State	L.....	58-68
J 28 .. Indiana	L.....	56-62
J 30 .. at Purdue	L.....	67-81
F 4 .. at Illinois	L.....	54-88
F 6 .. Purdue	L.....	46-55
F 11 .. at Minnesota	L.....	60-71
F 13 .. Illinois	L.....	60-68
F 18 .. at Indiana	L.....	57-88
F 20 .. Michigan State	W.....	65-60
F 25 .. at Iowa	L.....	55-79
F 27 .. at Northwestern	W.....	61-60
M 4 .. Ohio State	L.....	75-77
M 6 .. Michigan	L.....	84-91
M 9 .. at Marquette	L.....	64-94
# — Wisconsin Invitational, Madison		
\$ — Far West Classic, Portland, OR		

1982-83

(8-20; Big Ten 3-15, 10th)

Coach: Steve Yoder

N 11 .. Windsor (Canada)	E.....	94-58
N 27 .. Washington State	L.....	64-66
N 29 .. Toledo	W.....	79-71
D 1 .. Northern Iowa	W.....	76-69
D 4 .. Kansas State	W.....	64-52
D 8 .. at Ball State	L.....	66-76
D 11 .. Central Michigan	W.....	83-67
D 20 .. at Northern Illinois #	W.....	58-55
D 28 .. Georgetown \$	L.....	43-71
D 29 .. at So. California \$	L.....	76-86
J 6 .. Purdue	L.....	64-80
J 8 .. Illinois	L.....	54-61
J 13 .. at Michigan State	L.....	66-86
J 15 .. at Michigan	L.....	57-62
J 20 .. Northwestern	W.....	49-45
J 22 .. Iowa	W.....	65-62
J 29 .. Minnesota	L.....	58-65
F 3 .. at Indiana	L.....	73-83
F 5 .. at Ohio State	L.....	69-82
F 9 .. Ohio State	L.....	65-68
F 12 .. Indiana	L.....	56-75
F 17 .. Marquette	L.....	62-68
F 19 .. at Minnesota	L.....	71-78
F 24 .. at Iowa	L.....	63-93
F 26 .. at Northwestern %	L.....	57-64
M 2 .. Michigan	W.....	82-70
M 5 .. Michigan State	L.....	65-91
M 10 .. at Illinois	L.....	64-71
M 12 .. at Purdue	L.....	64-79
# — at Metro Centre, Rockford, IL		
\$ — Winston Tire Classic, Los Angeles		
% — at Alumni Hall (DePaul), Chicago		

1983-84

(8-20; Big Ten 4-14, 10th)

Coach: Steve Yoder

N 9 .. Yugoslavia	E.....	59-83
N 26 .. Florida A&M	W.....	100-56
D 1 .. at Northern Iowa	L.....	59-60
D 3 .. Southern Illinois	W.....	78-72
D 5 .. Nebraska (2OT)	L.....	69-71
D 7 .. Northern Illinois	W.....	90-68
D 10 .. at Kansas State	L.....	64-71
D 20 .. at Toledo	L.....	60-73
D 29 .. Oklahoma State #	L.....	84-89
D 30 .. Yale #	W.....	87-77

J 5 .. at Purdue	L.....	65-84
J 7 .. Illinois (OT)	L.....	62-63
J 12 .. Michigan State	W.....	81-74
J 14 .. Michigan	W.....	71-64
J 19 .. at Northwestern (OT)	W.....	61-60
J 21 .. at Iowa	L.....	62-75
J 25 .. at Minnesota	L.....	62-75
F 2 .. Ohio State	L.....	74-85
F 4 .. Indiana	L.....	67-81
F 9 .. at Indiana	L.....	64-74
F 11 .. at Ohio State	L.....	65-71
F 15 .. Minnesota	L.....	67-68
F 16 .. at Marquette	L.....	59-74
F 23 .. Iowa	L.....	55-63
F 26 .. Northwestern	W.....	54-47
M 1 .. at Michigan	L.....	75-84
M 3 .. at Michigan State	L.....	59-78
M 6 .. Purdue	L.....	48-61
M 10 .. at Illinois	L.....	57-81
# — Merrill Lynch Classic, Dayton, OH		

1984-85

(14-14; Big Ten 5-13, 9th)

Coach: Steve Yoder

N 21 .. Yugoslavia (Zadar)	E.....	76-67
N 25 .. Morgan State	W.....	93-78
D 1 .. Washington State	W.....	61-59
D 3 .. Kentucky State	W.....	88-74
D 6 .. South Dakota	W.....	96-56
D 8 .. Central Michigan	W.....	74-63
D 12 .. at Nebraska	L.....	51-53
D 14 .. Dartmouth	W.....	90-70
D 22 .. at Northern Illinois #	W.....	83-71
D 28 .. Texas A&M \$	W.....	71-69
D 29 .. at New Mexico \$	W.....	83-74
J 5 .. at Northwestern	W.....	52-51
J 9 .. at Ohio State	L.....	88-99
J 12 .. at Indiana	L.....	68-90
J 17 .. Illinois	L.....	67-78
J 19 .. Purdue	L.....	68-72
J 24 .. at Minnesota	L.....	62-72
J 26 .. at Iowa	L.....	65-105
J 31 .. Michigan State	L.....	68-77
F 2 .. Michigan	L.....	81-94
F 7 .. Indiana	L.....	54-58
F 9 .. Ohio State	W.....	92-78
F 14 .. at Purdue	L.....	52-67
F 16 .. at Illinois	L.....	49-68
F 20 .. Iowa	W.....	54-53
F 24 .. Minnesota	W.....	65-61
F 28 .. at Michigan	L.....	68-88
M 2 .. at Michigan State	L.....	63-83
M 9 .. Northwestern	W.....	61-53
# — at Metro Centre, Rockford, IL		
\$ — Lobo Invitational, Albuquerque, NM		

1985-86

(12-16; Big Ten 4-14, 9th)

Coach: Steve Yoder

N 6 .. Czechoslovakia	E.....	103-83
N 22 .. at South Carolina	W.....	68-65
N 27 .. Cal. State-Los Angeles ...	W.....	104-88
N 30 .. Marquette	W.....	75-74
D 2 .. San Francisco State	W.....	90-61
D 5 .. East Texas State	W.....	82-60
D 7 .. Miami (FL)	W.....	88-66
D 9 .. at Washington State	W.....	74-68
D 12 .. Northern Illinois	W.....	76-67
D 27 .. Boston College #	L.....	72-74
D 28 .. Princeton #	L.....	49-54
J 4 .. Northwestern	W.....	57-52
J 9 .. Ohio State	L.....	61-78
J 11 .. Indiana	L.....	69-80
J 16 .. at Illinois	L.....	54-73

J 19 .. at Purdue	L.....	73-100
J 23 .. Minnesota	L.....	65-67
J 25 .. Iowa	W.....	69-63
J 30 .. at Michigan State	L.....	81-83
F 1 .. at Michigan	L.....	64-91
F 6 .. at Indiana	L.....	69-78
F 8 .. at Ohio State	L.....	71-73
F 13 .. Purdue	L.....	78-80
F 15 .. Illinois	L.....	74-82
F 20 .. at Iowa	L.....	48-101
F 22 .. at Minnesota	W.....	70-64
F 26 .. Michigan	L.....	74-97
M 2 .. Michigan State	L.....	71-84
M 9 .. at Northwestern	W.....	70-68
# — Fiesta Bowl Classic, Tucson, AZ		

1986-87

(14-17; Big Ten 4-14, 8th)

Coach: Steve Yoder

N 11 .. Poland	E.....	72-74
N 28 .. Nebraska-Omaha	W.....	86-47
N 29 .. South Florida	W.....	65-51
D 1 .. at Marquette	L.....	71-84
D 4 .. South Carolina	W.....	47-45
D 6 .. at Central Michigan	L.....	66-80
D 8 .. at Miami (FL)	W.....	65-54
D 10 .. North Dakota State	W.....	81-76
D 11 .. at Northern Illinois #	W.....	95-63
D 22 .. Eastern Illinois	W.....	72-68
D 23 .. Kentucky State	W.....	87-59
D 27 .. at Hawaii \$	W.....	82-77
D 29 .. California \$	W.....	66-63
D 30 .. Pittsburgh \$	L.....	82-98
J 3 .. at Minnesota	L.....	67-69
J 5 .. at Iowa	L.....	63-78
J 8 .. Illinois	L.....	66-68
J 10 .. Purdue	L.....	48-57
J 15 .. at Indiana	L.....	65-103
J 17 .. at Ohio State	L.....	66-81
J 22 .. Michigan State	L.....	78-81
J 24 .. Michigan	L.....	78-84
J 31 .. at Northwestern	W.....	62-57
F 5 .. at Purdue	L.....	62-70
F 7 .. at Illinois	L.....	74-99
F 12 .. Ohio State	L.....	69-83
F 16 .. Indiana (3OT)	L.....	85-86
F 18 .. at Michigan	L.....	64-77
F 21 .. at Michigan State	W.....	65-63
M 1 .. Northwestern	W.....	76-59
M 5 .. Minnesota	W.....	69-52
M 8 .. Iowa	L.....	71-81
# — at Metro Centre, Rockford, IL		
\$ — Rainbow Classic, Honolulu		

1987-88

(12-16; Big Ten 6-12, 7th)

Coach: Steve Yoder

N 19 .. Brandon (Canada)	E.....	80-56
N 28 .. at South Florida	W.....	58-55
D 1 .. Northern Illinois	W.....	87-77
D 3 .. at Eastern Illinois	L.....	52-59
D 5 .. Butler	W.....	92-80
D 8 .. at Southern Illinois	L.....	76-80
D 10 .. Marquette	W.....	66-55
D 12 .. Loyola (IL)	L.....	75-78
D 28 .. at UNLV #	L.....	65-102
D 29 .. Northern Iowa #	W.....	64-56
J 3 .. Washington State	W.....	80-65
J 7 .. Michigan State (2OT)	W.....	78-72
J 9 .. Ohio State	W.....	64-63
J 14 .. at Indiana	L.....	53-55
J 16 .. Illinois	L.....	65-80
J 21 .. at Michigan	L.....	54-65
J 25 .. Iowa	L.....	89-104

J 30 .. Northwestern	W	80-59
F 3 .. at Purdue	L	62-86
F 8 .. at Minnesota	L	62-71
F 11 .. Michigan	L	67-80
F 13 .. at Ohio State	L	53-78
F 21 .. at Illinois	L	65-85
F 24 .. Indiana	L	74-84
F 28 .. Minnesota	W	81-70
M 3 .. Purdue	L	56-84
M 5 .. at Northwestern	W	74-69
M 10 .. at Iowa	L	70-103
M 12 .. at Michigan State	W	71-69

— Rebel Classic, Las Vegas

1988-89
(18-12; Big Ten 8-10, 6th-tie)
Coach: Steve Yoder
National Invitation Tournament

N 16 .. Victoria All-Stars	E	84-62
N 26 .. Oregon	W	74-47
N 28 .. Ferris State	W	98-61
D 2 .. Maine #	W	89-72
D 3 .. at Marquette #	W	70-55
D 5 .. Eastern Illinois	W	52-44
D 7 .. at Loyola (IL)	L	76-90
D 10 .. at Butler	W	63-53
D 14 .. Denver	W	89-34
D 30 .. Eastern Michigan	W	84-69
J 4 .. Minnesota	W	75-67
J 7 .. at Ohio State	L	70-73
J 12 .. at Illinois	L	80-103
J 14 .. Purdue	L	62-68
J 19 .. Indiana (OT)	L	58-61
J 21 .. Michigan	W	71-68
J 26 .. at Iowa	L	70-78
J 28 .. at Northwestern	W	59-58
F 2 .. Michigan State (OT)	W	69-64
F 8 .. at Minnesota	L	58-59
F 11 .. Iowa	W	65-54
F 15 .. Northwestern	W	72-60
F 18 .. Illinois	W	72-52
F 22 .. Marquette	W	61-50
F 25 .. at Michigan	L	70-92
M 2 .. at Purdue	L	60-65
M 4 .. Ohio State	W	77-65
M 9 .. at Indiana	L	64-75
M 11 .. at Michigan State	L	61-70
M 15 .. New Orleans \$	W	63-61
M 20 .. St. Louis \$	L	68-73

— First Bank Classic, Milwaukee
\$ — NIT, Madison

1989-90
(14-17; Big Ten 4-14, 8th-tie)
Coach: Steve Yoder

N 19 .. Brazil	E	86-74
N 24 .. Eastern Michigan #	L	52-71
N 25 .. Western Kentucky #	W	73-62
N 26 .. Bradley #	W	63-57
N 28 .. North Dakota State	W	81-55
D 1 .. Gonzaga \$	W	63-58
D 2 .. at Marquette \$ (OT)	W	63-58
D 4 .. at Washington State	L	52-55
D 7 .. Western Illinois	W	69-42
D 9 .. Butler	W	75-59
D 15 .. Rollins	W	68-46
D 28 .. Georgia %	L	64-65
D 29 .. Manhattan %	W	63-48
J 4 .. at Illinois	L	59-73
J 6 .. Michigan State	L	61-64
J 11 .. Iowa (OT)	W	73-69
J 13 .. at Ohio State	L	53-68

J 17 .. Purdue	L	54-56
J 22 .. Minnesota	W	77-75
J 25 .. Illinois	L	63-66
J 27 .. at Northwestern	L	85-87
F 1 .. at Indiana	L	61-85
F 3 .. Michigan	L	63-77
F 8 .. at Michigan State	L	57-60
F 10 .. at Iowa	W	80-71
F 15 .. Ohio State	L	58-68
F 17 .. at Purdue	L	55-62
F 19 .. Marquette	W	82-65
F 22 .. at Minnesota	L	67-68
M 1 .. Northwestern	W	65-50
M 3 .. Indiana	L	68-70
M 8 .. at Michigan	L	64-94

— San Juan Shootout, San Juan, PR
\$ — First Bank Classic, Milwaukee
% — Tribune Classic, Tempe, AZ

1990-91
(15-15; Big Ten 8-10, 7th)
Coach: Steve Yoder
National Invitation Tournament

N 8 .. Ukraine Nationals	E	91-74
N 18 .. Marathon Oil	E	94-77
N 24 .. at Oregon (OT)	W	72-70
N 29 .. San Francisco State	W	72-53
D 1 .. at So. Methodist	W	65-49
D 4 .. at Marquette	L	58-69
D 8 .. Southern Indiana	L	66-78
D 11 .. Nebraska	L	63-75
D 15 .. at Butler (2OT)	L	88-94
D 22 .. Texas-Arlington	W	105-74
D 31 .. Tennessee Tech	W	71-65
J 5 .. Portland	W	74-50
J 7 .. Minnesota	W	72-62
J 10 .. at Michigan State	L	50-65
J 12 .. at Ohio State	L	60-92
J 17 .. Iowa	W	91-79
J 19 .. Michigan (OT)	L	68-69
J 24 .. at Northwestern	W	74-57
J 26 .. Purdue	W	66-44
J 30 .. at Indiana	L	57-73
F 2 .. at Illinois	L	62-70
F 9 .. Michigan State (2OT)	W	84-78
F 14 .. Ohio State	L	71-73
F 16 .. at Iowa	W	56-55
F 21 .. at Michigan	L	62-65
F 24 .. Northwestern	W	79-76
F 28 .. at Purdue	L	62-69
M 2 .. Indiana	L	61-74
M 6 .. Illinois	W	85-77
M 9 .. at Minnesota	L	70-80
M 13 .. Bowling Green # (OT)	W	87-79
M 18 .. Stanford #	L	72-80

— NIT, Madison

1991-92
(13-18; Big Ten 4-14, 9th)
Coach: Steve Yoder

N 7 .. Athletes in Action	E	103-95
N 17 .. Brazil Ripasa	E	64-62
N 23 .. Loyola (IL)	W	89-67
N 25 .. SE Missouri St. (OT)	W	82-71
N 30 .. at Portland	W	96-87
D 3 .. So. Methodist	L	64-66
D 5 .. C. Connecticut State	W	80-54
D 7 .. Coastal Carolina	W	91-57
D 11 .. at Nebraska	L	67-86
D 13 .. Sam Houston State	W	98-75
D 21 .. Howard	W	64-57
D 27 .. Washington State #	L	51-73

D 29 .. Navy #	W	93-58
D 30 .. Fresno State #	L	68-71
J 4 .. Marquette	W	81-63
J 8 .. Northwestern	W	69-67
J 11 .. Indiana	L	63-79
J 15 .. Minnesota	L	48-49
J 22 .. at Illinois	L	67-74
J 25 .. at Michigan	L	83-98
J 29 .. at Iowa	L	66-73
F 2 .. Purdue	W	79-69
F 5 .. at Ohio State	L	72-86
F 8 .. Michigan State	L	64-79
F 12 .. at Michigan State	L	61-76
F 15 .. Ohio State	L	63-67
F 20 .. Illinois	W	92-78
F 26 .. Michigan	W	96-78
F 29 .. at Purdue	L	51-61
M 4 .. at Minnesota	L	57-76
M 7 .. Iowa	L	65-70
M 12 .. at Indiana	L	41-66
M 14 .. at Northwestern	L	65-76

— at Rainbow Classic, Honolulu

1992-93
(14-14; Big Ten 7-11, 8th-tie)
Coach: Stu Jackson
National Invitation Tournament

N 17 .. Russian Nationals	E	81-87
N 22 .. Marathon Oil	E	98-91
D 1 .. at Loyola (IL)	L	66-68
D 5 .. UW-Green Bay	W	70-65
D 8 .. Bethune-Cookman	W	75-50
D 12 .. UW-Milwaukee	L	72-77
D 14 .. Charleston Southern	W	101-72
D 23 .. Detroit Mercy	W	108-86
D 29 .. Alcorn State	W	110-81
D 31 .. Fairfield	W	76-55
J 2 .. at Marquette	W	77-67
J 9 .. Michigan	L	73-98
J 13 .. at Purdue	L	60-76
J 16 .. Minnesota	W	79-70
J 20 .. Ohio State	W	76-67
J 23 .. at Michigan State	W	67-66
J 27 .. at Illinois	L	72-80
J 30 .. at Penn State	W	75-68
F 3 .. Northwestern	W	101-87
F 10 .. at Michigan	L	66-85
F 13 .. Purdue (2OT)	L	87-90
F 18 .. at Minnesota	L	71-85
F 20 .. at Ohio State	L	70-80
F 24 .. Michigan State	W	65-62
F 28 .. Illinois	W	74-66
M 3 .. Penn State	L	58-62
M 6 .. at Northwestern	L	89-100
M 10 .. at Iowa	L	65-91
M 14 .. Indiana	L	80-87
M 17 .. Rice #	L	73-77

— NIT, Madison

1993-94
(18-11; Big Ten 8-10, 7th)
Coach: Stu Jackson
NCAA Tournament

N 16 .. Slovakia Under-22	E	99-20
N 21 .. Marathon Basketball	E	106-84
N 27 .. UW-Milwaukee	W	106-84
D 4 .. at Loyola Marymount	W	103-67
D 8 .. UW-Green Bay	W	64-50
D 11 .. at Texas Tech	W	91-88
D 13 .. Eastern Michigan	W	94-68
D 23 .. Mississippi Valley State	W	115-79



Wisconsin's 1994 unit was the school's first to qualify for the NCAA tournament since 1947.

D 27 .. Stanford	W	80-73
D 29 .. Grambling	W	103-83
J 2 .. Marquette	W	71-52
J 6 .. at Penn State	W	71-56
J 8 .. Ohio State	W	69-55
J 12 .. at Minnesota	L	53-90
J 15 .. Purdue	W	75-69
J 19 .. at Michigan State	L	60-70
J 25 .. Illinois	W	66-56
J 29 .. at Michigan	L	75-79
F 2 .. Michigan State	W	87-62
F 5 .. at Ohio State	L	57-73
F 9 .. Penn State	W	77-64
F 12 .. Minnesota	L	78-109
F 16 .. at Purdue	L	64-67
F 19 .. Northwestern	L	71-75
F 27 .. at Illinois	L	65-76
M 2 .. Michigan	W	71-58
M 5 .. at Northwestern	L	54-66
M 9 .. Iowa	W	95-71
M 12 .. at Indiana	L	65-78
M 17 .. Cincinnati @	W	80-72
M 19 .. Missouri @	L	96-109

@ — NCAA West Regional, Ogden, Utah

1994-95

(13-14; Big Ten 7-11, 9th)
Coach: Stan Van Gundy


N 8 .. Croatia Nationals	E	81-62
N 20 .. Marathon Oil	E	91-73
N 26 .. Wright State	W	86-63
N 30 .. UW-Green Bay	W	61-57
D 3 .. Texas Tech	W	70-65
D 6 .. Valparaiso	W	69-51
D 10 .. at Eastern Michigan	L	76-92
D 14 .. UW-Milwaukee	W	90-64
D 23 .. Loyola-Marymount	W	75-60
D 27 .. at Stanford	L	78-95
D 31 .. at Marquette	L	65-80
J 4 .. Michigan State	L	64-78
J 7 .. at Indiana	L	70-73
J 11 .. at Ohio State	W	81-59
J 14 .. Minnesota	W	74-67
J 21 .. at Iowa	L	84-96
J 26 .. Penn State	L	67-78
J 28 .. Northwestern	W	97-73
F 1 .. at Michigan	L	58-62
F 4 .. Illinois	W	73-60
F 11 .. Michigan	W	70-65

F 15 .. at Northwestern	W	70-56
F 18 .. at Penn State	L	67-74
F 22 .. Iowa	L	77-84
F 26 .. at Purdue	L	56-66
F 28 .. at Minnesota	L	70-78
M 4 .. Ohio State	W	80-69
M 8 .. Indiana	L	70-72
M 11 .. at Michigan State	L	72-97

OVERTIME GAMES

Year	Opponent	W/L	Score
1912	at Minnesota	W	29-26
1914	Purdue	W	25-20
1915	at Purdue	W	28-24
1916	at Iowa	W	36-31
1917	at Northwestern	W	29-21
1919	at Camp Grant	W	16-15
1920	Ripon	W	19-16
1922	Michigan	W	18-16
1924	DePauw (3)	T	25-25
1926	Michigan	L	23-24
1927	at Chicago	W	33-30
1930	at Indiana	W	23-21
1932	Maryland	W	32-30
	at Northwestern	L	30-31
1933	at Indiana	W	38-37
	Indiana	L	28-29
1935	Michigan State	W	23-21
	Indiana	W	37-27
1936	at Chicago	W	38-36
1937	Ohio State	W	35-33
1939	Purdue	W	32-30
1940	Purdue	L	45-48
1941	Purdue	W	48-42
	at Northwestern	W	48-46
1943	at Notre Dame	L	59-61
1944	Illinois	L	43-45
	Northwestern (2)	W	50-47
	Purdue	L	50-52
1947	Notre Dame	W	53-49
1949	Marquette	W	67-63
1950	at Iowa	W	66-62
1951	at St. Louis	L	48-53
	Illinois	L	69-71
1954	at Tulane	L	55-57
	Illinois	L	64-70
1956	at Ohio State (2)	L	98-100
1957	South Dakota	L	56-58
1960	at Michigan	W	88-82
1961	at Portland	L	71-79
1963	at Michigan State	W	92-89
1964	vs. Princeton	L	87-90
	Indiana (2)	L	80-82
1965	Northwestern	W	93-87
1966	at Ohio State	L	81-87
1967	Cincinnati	L	70-77
	Ohio State	L	84-90
	at Iowa (3)	W	96-95
	Iowa	L	87-90
1971	Indiana (2)	W	94-87
1972	at Indiana	W	66-64
	Indiana	L	76-84

Dale Koehler scored 38 points and grabbed 18 rebounds in Wisconsin's 86-85 overtime victory against Iowa in 1975. Koehler was a two-time team MVP for the Badgers.



1973	at Marquette (2)	L	73-75
	at Michigan State	L	78-79
1974	at Marquette	L	48-49
	at Minnesota	L	63-64
1975	vs. Georgia	L	89-91
	at Michigan	L	74-75
	Iowa	W	86-85
1976	Ohio State	W	82-81
1977	Michigan State (3)	W	87-83
	at Ohio State	L	80-82
	Iowa (2)	L	93-94
1978	Northern Illinois	W	74-73
1979	Indiana	L	62-68
1980	vs. Nebraska	L	82-83
	at Minnesota	L	76-82
	Purdue	L	60-73
	Michigan	L	69-73
1981	UW-Green Bay (2)	W	68-66
	Minnesota	W	60-58
1984	Nebraska (2)	L	69-71
	Illinois	L	62-63
	at Northwestern	W	61-60

1987	Indiana (3)	L	85-86
1988	Michigan State (2)	W	78-72
1989	Indiana	L	58-61
	Michigan State	W	69-64
1990	at Marquette	W	63-58
	Iowa	W	73-69
1991	at Oregon	W	72-70
	at Butler (2)	L	88-94
	Michigan	L	68-69
	Michigan State (2)	W	84-78
	Bowling Green	W	87-79
1992	SE Missouri State	W	82-71
1993	Purdue (2)	L	87-90

Overtime Record: 44-41-1 (.517)
Double Overtime: 5-7 (.417)
Triple Overtime: 2-1-1 (.625)
Home: 26-23-1 (.530)
Away: 18-18 (.500)
Most Frequent Opponent: Indiana (11), 5-6 (.455)

SERIES RECORDS

Opponent	UW				First Mtg.	Last Mtg.
	Record	Home	Away	Neut.		
Air Force	2-0	1-0	1-0	0-0	1961	1963
Alabama	0-2	0-1	0-1	0-0	1980	1981
Alcorn State	1-0	1-0	0-0	0-0	1993	1993
Alumni	1-0	1-0	0-0	0-0	1908	1908
Arizona	1-1	0-0	0-1	1-0	1963	1967
Arkansas State	1-0	1-0	0-0	0-0	1915	1915
Armour Institute	2-0	0-0	2-0	0-0	1902	1906
Army	1-0	0-0	0-0	1-0	1980	1980
Ball State	4-1	4-0	0-1	0-0	1937	1983
Beloit	16-0	14-0	2-0	0-0	1905	1939
Bethune-Cookman	1-0	1-0	0-0	0-0	1993	1993
Boston College	3-2	0-0	0-0	3-2	1960	1986
Bowling Green State	2-1	2-0	0-1	0-0	1965	1991
Bradley	2-2	1-0	0-2	1-0	1929	1990
Brigham Young	1-0	1-0	0-0	0-0	1932	1932
Brown	1-0	1-0	0-0	0-0	1975	1975
Buckland Guards	0-1	0-0	0-1	0-0	1905	1905
Butler	17-12	13-6	4-6	0-0	1922	1991
California	2-5	1-0	0-3	1-2	1948	1987
California-Davis	1-0	1-0	0-0	0-0	1974	1974
Cal. State-Los Angeles	1-0	1-0	0-0	0-0	1986	1986
Camp Grant	2-1	1-1	1-0	0-0	1919	1944
Canisius	1-1	1-0	0-1	0-0	1960	1978
Carleton	5-1	5-1	0-0	0-0	1929	1940
Carroll	5-0	5-0	0-0	0-0	1930	1946
Charleston Southern	1-0	1-0	0-0	0-0	1993	1993
City College of New York	0-1	0-0	0-0	0-1	1947	1947
Central Connecticut State	1-0	1-0	0-0	0-0	1992	1992
Central Michigan	3-2	3-0	0-2	0-0	1981	1987
Chicago	47-21	27-7	20-14	0-0	1905	1944
Chicago YMCA	0-1	0-0	0-1	0-0	1904	1904
Cincinnati	1-5	0-2	0-2	1-1	1962	1994
Cleveland State	1-0	1-0	0-0	0-0	1980	1980
Coastal Carolina	1-0	1-0	0-0	0-0	1992	1992
Coe	1-0	1-0	0-0	0-0	1928	1928
Columbia	0-2	0-1	0-1	0-0	1905	1907
Co. C, Hudson	1-0	0-0	1-0	0-0	1906	1906
Co. E, Fond du Lac	1-1	0-0	1-1	0-0	1903	1904
Co. E, New York	0-1	0-0	0-1	0-0	1905	1905
Co. F, Oconto	1-0	0-0	1-0	0-0	1905	1905
Co. F, Portage	2-0	0-0	2-0	0-0	1904	1905
Co. G, Appleton	1-0	0-0	1-0	0-0	1905	1905
Co. G, Madison	1-0	1-0	0-0	0-0	1904	1904
Co. G, Sparta	1-0	0-0	1-0	0-0	1905	1905
Creighton	1-0	1-0	0-0	0-0	1949	1949
Dartmouth	3-1	2-0	1-1	0-0	1941	1985
Davidson	0-1	0-0	0-0	0-1	1981	1981
Dayton	1-0	0-0	0-0	1-0	1962	1962
Denver	2-0	2-0	0-0	0-0	1954	1989
DePaul	1-6	1-2	0-3	0-1	1936	1980
DePauw *	10-0	10-0	0-0	0-0	1924	1976
DePauw Pre-Flight	1-0	1-0	0-0	0-0	1944	1944
Detroit Mercy	2-0	2-0	0-0	0-0	1939	1993
Dubuque YMCA	1-0	0-0	1-0	0-0	1903	1903
Duluth YMCA	1-0	0-0	1-0	0-0	1903	1903
Duquesne	0-1	0-0	0-0	0-1	1968	1968
East Tennessee State	1-0	1-0	0-0	0-0	1980	1980
East Texas State	1-0	1-0	0-0	0-0	1986	1986

Opponent	UW				First Mtg.	Last Mtg.
	Record	Home	Away	Neut.		
Eastern Illinois	3-1	3-0	0-1	0-0	1971	1989
Eastern Michigan	3-2	3-0	0-1	0-1	1980	1995
Fairfield	1-0	1-0	0-0	0-0	1993	1993
Ferris State	1-0	1-0	0-0	0-0	1989	1989
Florida	1-1	1-0	0-1	0-0	1968	1969
Florida A&M	1-0	1-0	0-0	0-0	1984	1984
Florida State	1-0	1-0	0-0	0-0	1962	1962
Florida Tech	1-0	1-0	0-0	0-0	1972	1972
Fordham	1-0	0-0	0-0	1-0	1967	1967
Franklin College	2-3	2-3	0-0	0-0	1924	1935
Fresno State	0-1	0-0	0-0	0-1	1992	1992
Georgetown	1-1	0-0	0-0	1-1	1972	1983
George Washington	0-1	0-0	0-1	0-0	1978	1978
Georgia	0-2	0-0	0-0	0-2	1975	1990
Georgia Tech	1-0	0-0	0-0	1-0	1964	1964
Gonzaga	2-0	1-0	0-0	1-0	1964	1990
Grambling	1-0	1-0	0-0	0-0	1994	1994
Great Lakes	2-11	1-6	1-5	0-0	1919	1946
Grinnell	3-0	2-0	1-0	0-0	1904	1925
Hamline	2-0	2-0	0-0	0-0	1936	1943
Hardin-Simmons	1-0	1-0	0-0	0-0	1966	1966
Harvard	1-0	0-0	0-0	1-0	1943	1943
Hawaii	1-0	0-0	0-0	1-0	1987	1987
Highland Park	1-0	0-0	1-0	0-0	1904	1904
Houston	1-1	1-0	0-1	0-0	1965	1966
Howard	1-0	1-0	0-0	0-0	1992	1992
Illinois	59-94	44-34	15-59	0-0	1906	1995
Illinois-Chicago	0-1	0-1	0-0	0-0	1982	1982
Indiana	46-83	26-38	20-45	0-0	1910	1995
Indiana State	0-1	0-1	0-0	0-0	1963	1963
Institute AC	0-1	0-0	0-1	0-0	1905	1905
Iowa	56-68	38-27	18-41	0-0	1909	1995
Iowa Pre-Flight	1-0	1-0	0-0	0-0	1945	1945
Iowa State	3-5	3-1	0-3	0-1	1930	1982
Kansas	1-3	1-1	0-2	0-0	1956	1970
Kansas State	2-2	2-0	0-2	0-0	1950	1984
Kent	1-0	1-0	0-0	0-0	1964	1964
Kentucky	1-2	0-0	0-2	1-0	1964	1977
Kentucky State	3-0	3-0	0-0	0-0	1981	1987
Knox	3-0	3-0	0-0	0-0	1914	1921
La Crosse YMCA	1-0	1-0	0-0	0-0	1902	1902
Lake Forest	1-0	1-0	0-0	0-0	1913	1913
Lawrence	9-1	8-0	1-1	0-0	1899	1947
Lewis Institute	1-0	0-0	1-0	0-0	1902	1902
Lombard	3-0	3-0	0-0	0-0	1923	1930
Long Island	1-0	1-0	0-0	0-0	1979	1979
Louisiana State	3-0	1-0	1-0	1-0	1954	1968
Louisville	0-1	0-0	0-1	0-0	1979	1979
Loyola (IL)	9-7	7-3	2-4	0-0	1933	1993
Loyola (LA)	4-0	2-0	2-0	0-0	1952	1972
Loyola-Marymount	2-0	1-0	1-0	0-0	1994	1995
Maine	1-0	0-0	0-0	1-0	1989	1989
Manhattan	1-0	0-0	0-0	1-0	1990	1990
Manitowoc	1-0	0-0	1-0	0-0	1906	1906
Marquette	54-47	31-13	23-34	0-0	1918	1995
Marshall	0-1	0-0	0-0	0-1	1972	1972
Maryland	2-0	1-0	1-0	0-0	1932	1933
Menasha	1-0	0-0	1-0	0-0	1906	1906

Opponent	UW				First Mtg.	Last Mtg.
	Record	Home	Away	Neut.		
Miami (FL)	2-0	1-0	1-0	0-0	1986	1987
Miami (OH)	1-0	1-0	0-0	0-0	1963	1963
Michigan	48-77	33-30	14-46	1-1	1920	1995
Michigan State	46-49	34-17	12-32	0-0	1922	1995
Michigan Tech	2-0	2-0	0-0	0-0	1971	1972
Milliken	1-0	1-0	0-0	0-0	1924	1924
Milton	1-0	1-0	0-0	0-0	1907	1907
Milwaukee AC	1-1	1-0	0-1	0-0	1904	1904
Milwaukee West HS	1-0	0-0	1-0	0-0	1904	1904
Minnesota	70-92	46-32	24-60	0-0	1900	1995
Mississippi Valley State	1-0	1-0	0-0	0-0	1994	1994
Missouri	6-4	5-0	0-3	1-1	1931	1994
Monmouth	1-0	1-0	0-0	0-0	1930	1930
Montana	1-0	1-0	0-0	0-0	1966	1966
Morgan State	2-0	2-0	0-0	0-0	1980	1985
Navy	2-0	0-0	0-0	2-0	1947	1992
Nebraska	5-10	4-3	1-5	0-2	1904	1992
Nebraska-Omaha	1-0	1-0	0-0	0-0	1987	1987
Nebraska Wesleyan	2-0	1-0	0-0	1-0	1904	1916
Nevada	2-0	1-0	0-0	1-0	1961	1980
Nevada-Las Vegas	0-1	0-0	0-1	0-0	1988	1988
New Mexico	2-0	0-0	2-0	0-0	1958	1985
New Orleans	1-0	1-0	0-0	0-0	1989	1989
North Carolina-Charlotte	1-0	0-0	1-0	0-0	1981	1981
North Central (IL)	2-0	2-0	0-0	0-0	1917	1918
North Dakota	4-0	4-0	0-0	0-0	1937	1969
North Dakota State	5-1	5-1	0-0	0-0	1926	1990
Northern Illinois	9-1	6-0	0-1	3-0	1969	1988
Northern Iowa	3-1	2-0	0-1	1-0	1982	1988
Northern Michigan	2-0	2-0	0-0	0-0	1972	1976
Northwestern	87-54	51-19	30-32	6-3	1910	1995
N'western College (WI)	1-0	0-0	1-0	0-0	1904	1904
Notre Dame	10-17	7-7	2-10	1-0	1927	1969
Oberlin	0-1	0-0	0-1	0-0	1905	1905
Ohio	5-2	3-1	1-1	1-0	1964	1975
Ohio State	51-71	35-27	16-44	0-0	1905	1995
Oklahoma	2-3	1-2	1-1	0-0	1943	1955
Oklahoma City	1-0	1-0	0-0	0-0	1980	1980
Oklahoma State	0-1	0-0	0-0	0-1	1984	1984
Oral Roberts	0-2	0-0	0-1	0-1	1973	1979
Oregon	3-2	1-0	1-0	1-2	1952	1991
Oregon State	1-2	1-1	0-0	0-1	1928	1961
Oshkosh YMCA	1-0	0-0	1-0	0-0	1904	1904
Pacific	1-0	1-0	0-0	0-0	1962	1962
Parsons	1-0	1-0	0-0	0-0	1914	1914
Pennsylvania	4-0	2-0	2-0	0-0	1931	1968
Penn State	3-3	1-2	2-1	0-0	1993	1995
Pittsburgh	10-5	7-2	2-2	1-1	1929	1987
Portland	2-1	1-0	1-1	0-0	1961	1992
Princeton	2-2	1-0	0-0	1-2	1941	1986
Providence	1-1	0-0	0-1	1-0	1962	1978
Purdue	51-90	36-34	15-56	0-0	1906	1995
Rice	1-2	1-1	0-1	0-0	1958	1993
Ripon	19-1	13-0	5-1	1-0	1902	1949
Rochester	1-0	0-0	1-0	0-0	1905	1905
Rollins	2-0	2-0	0-0	0-0	1974	1990
Rutgers	1-0	0-0	0-0	0-1	1950	1950
St. John's (NY)	2-0	1-0	1-0	0-0	1963	1979
St. Louis	2-2	2-1	0-1	0-0	1951	1989
St. Mary's (CA)	1-1	1-1	0-0	0-0	1975	1977
Sam Houston State	1-0	1-0	0-0	0-0	1992	1992
San Francisco State	2-0	2-0	0-0	0-0	1986	1991
San Jose State	1-0	1-0	0-0	0-0	1951	1951
Sharon AC	1-0	0-0	1-0	0-0	1905	1905

Opponent	UW				First Mtg.	Last Mtg.
	Record	Home	Away	Neut.		
Sheboygan	2-0	0-0	2-0	0-0	1904	1905
Sheboygan YMCA	1-0	0-0	1-0	0-0	1903	1903
Sioux City YMCA	0-1	0-0	0-1	0-0	1904	1904
South Carolina	3-0	1-0	1-0	1-0	1967	1987
South Dakota	5-1	5-1	0-0	0-0	1957	1985
South Dakota State	2-0	2-0	0-0	0-0	1921	1926
South Florida	2-0	1-0	1-0	0-0	1987	1988
Southeast Missouri State	1-0	1-0	0-0	0-0	1992	1992
Southern California	1-2	1-0	0-2	0-0	1947	1983
Southern Illinois	1-3	1-1	0-2	0-0	1970	1988
SIU-Edwardsville	1-0	1-0	0-0	0-0	1973	1973
Southern Indiana	0-1	0-1	0-0	0-0	1991	1991
Southern Methodist	4-3	1-2	2-1	1-0	1956	1992
Stanford	3-6	2-3	0-3	1-0	1940	1995
Sun Prairie	1-0	0-0	1-0	0-0	1902	1902
Syracuse	1-0	0-0	0-0	1-0	1927	1927
Temple	0-1	0-0	0-1	0-0	1968	1968
Tennessee	0-1	0-0	0-0	0-1	1982	1982
Tennessee Tech	1-0	1-0	0-0	0-0	1991	1991
Texas	1-0	0-0	0-0	1-0	1971	1971
Texas A&M	1-0	0-0	0-0	1-0	1985	1985
Texas-Arlington	1-0	1-0	0-0	0-0	1991	1991
Texas-El Paso	1-0	1-0	0-0	0-0	1963	1963
Texas Southern	1-0	1-0	0-0	0-0	1981	1981
Texas Tech	2-0	1-0	1-0	0-0	1994	1995
Toledo	1-1	1-0	0-1	0-0	1983	1984
Tulane	1-3	1-1	0-2	0-0	1954	1972
Truax Field	1-0	0-0	1-0	0-0	1945	1945
Two Rivers AC	0-1	0-0	0-1	0-0	1905	1905
UCLA	2-3	1-1	1-2	0-0	1949	1973
Utah	1-1	0-0	0-1	1-0	1958	1963
Utah State	1-0	0-0	0-0	1-0	1970	1970
Valparaiso	1-0	1-0	0-0	0-0	1995	1995
Virginia	0-1	0-0	0-0	0-1	1975	1975
Wabash	3-0	3-0	0-0	0-0	1916	1935
Washburn	1-0	1-0	0-0	0-0	1936	1936
Washington	0-3	0-1	0-1	0-1	1956	1966
Wash. Continentals	0-1	0-0	0-1	0-0	1905	1905
Washington (MO)	4-0	3-0	1-0	0-0	1931	1962
Washington State	4-4	2-1	1-1	1-2	1941	1992
Wausau YMCA	1-0	0-0	1-0	0-0	1903	1903
Wayland Academy	2-0	0-0	2-0	0-0	1900	1901
West Virginia	2-1	1-0	1-0	0-1	1966	1974
Western Illinois	1-0	1-0	0-0	0-0	1990	1990
Western Kentucky	1-0	0-0	0-0	1-0	1990	1990
Western Michigan	1-0	1-0	0-0	0-0	1955	1955
Western Ontario	1-0	1-0	0-0	0-0	1949	1949
UW-Green Bay	5-0	5-0	0-0	0-0	1981	1995
UW-La Crosse	3-0	0-0	3-0	0-0	1905	1922
UW-Milwaukee	11-1	5-1	6-0	0-0	1902	1995
UW-Milwaukee Alumni	2-2	0-1	2-1	0-0	1899	1916
UW-Milwaukee "M" Club	2-0	0-0	2-0	0-0	1917	1922
UW-Oshkosh	2-0	0-0	2-0	0-0	1906	1920
UW-River Falls	2-0	2-0	0-0	0-0	1920	1921
UW-Stevens Point	1-1	0-0	1-1	0-0	1933	1934
UW-Stout	1-0	0-0	1-0	0-0	1907	1907
UW-Superior	1-0	0-0	1-0	0-0	1903	1903
Wright State	1-0	1-0	0-0	0-0	1994	1995
Wyoming	0-1	0-0	0-0	0-1	1958	1958
Xavier (OH)	1-0	0-0	1-0	0-0	1939	1939
Yale	3-1	1-0	0-0	2-1	1902	1984

* Includes one tie game
1995-96 opponents in bold.

SCORES VS. 1995-96 OPPONENTS

Eastern Illinois (3-1)

1971 H W 102-84
1987 H W 72-68
1988 A L 52-59
1989 H W 52-44

Illinois (59-94)

1906 A W 36-32
1906 H W (F) 1-0
1907 A W 22-16
1907 H W 47-13
1908 A W 28-20
1908 H W 27-14
1909 A L 19-28
1909 H W 20-10
1910 H W 28-16
1910 A L 14-34
1911 H W 20-17
1911 A L 18-21
1912 H W 27-10
1912 A W 23-15
1913 A W 16-15
1913 H W 18-13
1914 A W 26-25
1914 H W 29-16
1915 A L 19-39
1915 H L 17-19
1916 A L 20-27
1916 H W 34-14
1917 H W 25-14
1917 A L 17-20
1918 A W 22-21
1918 H W 23-15
1919 H L 15-25
1919 A L 14-16
1920 A L 20-43
1920 H W 33-29
1921 H W 23-18
1921 A L 9-17
1922 H W 25-23
1922 A L 35-37
1924 H W 13-12
1924 A L 20-31
1925 A L 25-35
1925 H W 24-9
1927 A L 28-32
1927 H W 39-13
1928 H L 33-34
1928 A W 32-22
1930 H W 14-9
1930 H W 23-17

1931 A W 12-9
1931 H W 30-20
1933 A L 25-38
1933 H L 15-29
1934 A L 17-20
1934 H W 28-22
1936 H L 27-29
1936 A L 20-36
1937 H L 28-31
1937 A L 31-48
1939 H L 34-37
1940 A L 35-37
1941 H W 46-30
1942 H L 40-55
1942 A L 43-45
1943 H L 40-52
1943 A L 26-50
1944 H L + 43-45
1944 A W 43-38
1946 H L 31-56
1946 A L 53-72
1947 H W 53-47
1947 A L 37-63
1948 H W 52-47
1948 A L 36-57
1949 A L 50-62
1949 H L 54-61
1950 H W 59-50
1950 A L 58-76
1951 H L + 69-71
1951 A L 52-63
1952 A L 49-53
1952 H W 58-48
1953 A L 61-71
1953 H L 61-65
1954 H L + 64-70
1954 A L 64-66
1955 A W 79-64
1955 H L 71-99
1956 A L 77-96
1957 H L 63-79
1958 H L 59-64
1958 A W 71-70
1959 H L 51-77
1959 A L 54-93
1960 H W 75-63
1961 A L 73-77
1962 A W 85-81
1962 H W 103-101
1963 H W 84-77
1963 A L 77-89
1964 A L 73-97
1964 H L 56-70
1966 H L 70-90
1966 A L 64-80
1967 A L 74-87
1967 H W 102-92
1968 H L 60-68
1969 A L 73-86

1970 H L 69-74
1970 A W 66-65
1971 A L 82-84
1971 H W 88-84
1972 A L 86-91
1972 H W 97-84
1973 A L 74-76
1973 H W 99-88
1974 H W 101-75
1975 A L 56-72
1975 H W 76-70
1976 A L 61-71
1976 H L 59-70
1977 A L 72-82
1977 H W 62-50
1978 A L 71-74
1978 H W 80-73
1979 H L 74-81
1979 A L 64-81
1980 H L 64-69
1980 A L 50-67
1981 A W 54-45
1981 H L 65-84
1982 A L 54-88
1982 H L 60-68
1983 H L 54-61
1983 A L 64-71
1984 H L + 62-63
1984 A L 57-81
1985 H L 67-78
1985 A L 49-68
1986 A L 54-73
1986 H L 74-82
1987 H L 66-68
1987 A L 74-99
1988 H L 65-80
1988 A L 65-85
1989 A L 80-103
1989 H W 72-52
1990 A L 59-73
1990 H L 63-66
1991 A L 62-70
1991 H W 85-77
1992 A L 67-74
1992 H W 92-78
1993 A L 72-80
1993 H W 74-66
1994 H W 66-56
1994 A L 65-76
1995 H W 73-60

+ - overtime period
(F) - forfeit

Indiana (46-83)

1910 H L 11-13
1910 A W 33-8
1911 H W 51-9
1911 A L 18-21
1912 H W 51-10
1912 A W 32-21
1913 A W 30-19
1913 H W 48-10
1914 A W 57-15
1914 H W 46-24
1915 A W 39-18
1915 H W 47-15
1917 H W 29-14
1917 A W 18-16
1919 H W 29-16
1919 A L 12-22
1923 A W 17-10
1923 H W 35-17
1924 A W 23-21
1924 H W 28-27
1926 H W 33-31
1926 A L 20-35
1927 H L 23-28
1927 A L 23-31
1929 H W 24-20
1929 A W 27-25
1930 A W + 23-21
1930 H W 34-23
1932 A L 21-33
1932 H W 35-26
1933 A W + 38-37
1933 H L + 28-29
1935 A W 30-23
1935 H W + 37-27
1936 H L 24-26
1936 A L 21-54
1938 A L 44-47
1938 H W 34-32
1939 A L 19-43
1940 H L 34-40
1941 A W 38-30
1942 A L 34-38
1942 H W 42-36
1943 H L 44-51
1943 H W 57-53
1944 A W 62-43
1944 A W 52-31
1947 H W 70-49
1948 A W 58-54
1949 H W 58-48
1950 A L 59-61
1951 A L 58-68
1952 H L 48-63
1953 A L 48-66
1953 H L 70-72

1954 A L 67-70
 1954 H L 74-90
 1955 H W 77-66
 1955 A L 58-65
 1956 H L 71-75
 1956 A W 69-67
 1957 A L 68-79
 1957 H L 74-85
 1958 H L 87-93
 1959 A L 71-97
 1960 H L 85-97
 1960 A L 71-91
 1961 H L 84-98
 1961 A L 69-80
 1962 A W 105-94
 1963 H W 102-96
 1964 H L ++ 80-82
 1964 A L 82-108
 1965 A L 87-100
 1965 H L 73-92
 1966 H W 79-78
 1967 A L 81-93
 1968 H W 95-83
 1968 A L 85-93
 1969 H L 63-65
 1969 A L 84-101
 1970 A L 77-89
 1971 H W ++ 94-87
 1972 A W + 66-64
 1972 H L + 76-84
 1973 H L 64-78
 1973 A L 55-57
 1974 A L 51-52
 1974 H L 63-81
 1975 H L 69-89
 1975 A L 58-93
 1976 A L 61-114
 1976 H L 67-96
 1977 H L 64-79
 1977 A W 66-64
 1978 H W 78-65
 1978 A L 54-58
 1979 A L 61-82
 1979 H L + 62-68
 1980 H W 52-50
 1980 A L 52-61
 1981 A L 64-89
 1981 H L 52-59
 1982 H L 56-62
 1982 A L 57-88
 1983 A L 73-83
 1983 H L 56-75
 1984 H L 67-81
 1984 A L 64-74
 1985 A L 68-90
 1985 H L 54-58
 1986 H L 69-80
 1986 A L 69-78
 1987 A L 65-103
 1987 H L +++ 85-86
 1988 A L 53-55
 1988 H L 74-84
 1989 H L + 58-61
 1989 A L 64-75
 1990 A L 61-85
 1990 H L 68-70

1991 A L 57-73
 1991 H L 61-74
 1992 H L 63-79
 1992 A L 41-66
 1993 H L 80-87
 1994 A L 65-78
 1995 A L 70-73
 1995 H L 70-72

+ - overtime period

**Iowa
(56-68)**

1909 H W 30-9
 1912 A W 38-12
 1912 H W 30-5
 1916 A W + 36-31
 1916 H W 38-19
 1918 A W 36-22
 1918 A W 34-19
 1919 H W 29-18
 1919 A L 27-29
 1920 A W 35-18
 1920 H L 20-21
 1922 A W 18-15
 1922 H L 18-24
 1924 A L 19-22
 1924 H W 36-26
 1925 H W 16-15
 1925 A W 25-23
 1927 H W 24-21
 1927 A L 17-26
 1928 H W 31-21
 1928 H W 20-17
 1931 H W 24-13
 1931 H L 17-19
 1933 H W 21-19
 1933 A L 25-31
 1934 A L 26-32
 1934 H W 35-32
 1936 H W 27-21
 1936 A L 25-32
 1937 H W 29-23
 1937 A L 35-43
 1939 H W 28-24
 1940 A L 35-37
 1941 H W 49-35
 1942 A L 45-49
 1942 H W 62-45
 1945 A L 53-54
 1945 H L 38-68
 1946 A L 50-57
 1946 H L 39-44
 1947 A W 63-62
 1947 H W 60-53
 1948 H W 60-51
 1948 A L 40-62
 1949 A L 60-61
 1949 H W 70-47
 1950 A W + 66-62
 1950 H W 53-44
 1951 H L 60-73
 1952 A W 78-75

1953 H W 75-70
 1953 A L 66-83
 1954 A L 54-71
 1955 H L 69-86
 1956 H L 74-78
 1956 A L 66-80
 1957 H L 47-70
 1957 A W 60-59
 1958 A L 61-74
 1959 H L 84-94
 1960 H L 64-71
 1960 A W 63-58
 1961 H L 68-76
 1961 A L 61-63
 1962 H W 91-79
 1962 A L 64-81
 1963 A L 56-65
 1963 H W 75-69
 1964 H W 79-61
 1965 A L 62-92
 1966 H W 69-68
 1966 A L 70-80
 1967 A W +++ 96-95
 1967 H L + 87-90
 1968 A L 61-69
 1969 H W 84-74
 1970 H L 74-92
 1970 A L 100-119
 1971 H L 91-93
 1971 A W 89-83
 1972 H W 81-80
 1973 A L 76-100
 1974 H W 113-87
 1974 A W 74-58
 1975 H W + 86-85
 1975 A L 68-75
 1976 H L 71-81
 1976 A L 82-96
 1977 A L 73-90
 1977 H L ++ 93-94
 1978 A L 73-88
 1978 H W 82-72
 1979 H L 64-70
 1979 A L 65-79
 1980 A L 65-66
 1980 H W 62-58
 1981 H L 66-76
 1981 A L 75-96
 1982 H L 62-78
 1982 A L 55-79
 1983 H W 65-62
 1983 A L 63-93
 1984 A L 62-75
 1984 H L 55-63
 1985 A L 65-105
 1985 H W 54-53
 1986 H W 69-63
 1986 A L 48-101
 1987 A L 63-78
 1987 H L 71-81
 1988 H L 89-104
 1988 A L 70-103
 1989 A L 70-78
 1989 H W 65-54
 1990 H W + 73-69
 1990 A W 80-71

1991 H W 91-79
 1991 A W 56-55
 1992 A L 66-73
 1992 H L 65-70
 1993 A L 65-91
 1994 H W 95-71
 1995 A L 84-96
 1995 H L 77-84

+ - overtime period

**Marquette
(54-47)**

1918 H W 15-14
 1921 A W 23-18
 1923 H L 8-9
 1924 A W 27-7
 1926 A W 42-26
 1927 A W 29-26
 1930 H W 29-15
 1930 A W 29-22
 1931 A L 14-16
 1932 A L 23-26
 1932 H W 18-16
 1933 H L 16-18
 1933 A L 16-22
 1934 H W 32-30
 1934 A L 26-28
 1935 H W 29-20
 1935 A L 25-33
 1936 H W 35-22
 1936 A W 46-21
 1937 H W 29-21
 1937 A W 35-29
 1938 H L 21-32
 1938 A L 32-38
 1939 H W 27-26
 1939 A L 27-46
 1940 H W 46-39
 1940 A L 28-41
 1941 H W 38-32
 1941 A L 21-40
 1942 H W 35-34
 1942 A W 36-25
 1943 H W 45-36
 1943 A W 50-38
 1944 H L 43-51
 1944 A W 40-37
 1945 H W 45-40
 1945 A W 46-39
 1946 H W 42-32
 1946 A L 41-62
 1947 H W 65-51
 1947 A L 47-55
 1948 H W 57-50
 1948 A W 67-60
 1949 H W + 67-63
 1949 A W 60-34
 1950 H W 63-48
 1950 A W 62-45
 1951 H W 49-42
 1951 A L 58-61
 1952 H W 48-46

HISTORY

1952	A	L	47-51
1953	H	W	76-55
1954	A	W	64-56
1959	H	L	47-76
1960	A	L	66-84
1961	H	W	55-51
1962	A	L	75-92
1963	H	W	76-58
1963	A	W	70-56
1964	A	W	72-68
1965	A	L	61-62
1965	H	L	58-59
1966	A	W	73-72
1967	H	L	60-66
1968	A	W	70-62
1968	A	L	56-71
1969	A	L	56-59
1969	H	W	56-50
1970	A	L	43-64
1970	A	L	51-60
1971	A	L	69-72
1971	H	L	75-89
1972	A	L	60-72
1973	A	L++	73-75
1973	H	L	58-64
1974	A	L+	48-49
1974	A	L	58-59
1975	H	L	63-69
1976	A	L	54-78
1976	A	L	66-82
1977	A	L	57-64
1977	H	L	58-73
1978	A	L	64-75
1979	H	W	65-52
1980	A	W	57-56
1981	H	L	53-64
1982	A	L	64-94
1983	H	L	62-68
1984	A	L	59-74
1986	H	W	75-74
1987	A	L	71-84
1988	H	W	66-55
1989	A	W	70-55
1989	H	W	61-50
1990	A	W+	63-58
1990	H	W	82-65
1991	A	L	58-69
1992	H	W	81-63
1993	A	W	77-67
1994	H	W	71-52
1995	A	L	65-80

+ - overtime period

Michigan (48-77)

1920	H	W	40-13
1920	A	L	20-23
1921	H	W	27-24
1921	A	W	25-17
1922	H	W+	18-16
1922	A	L	17-18
1923	A	W	18-15

1923	H	W	16-11
1925	A	L	12-14
1925	H	L	16-27
1926	A	L	13-22
1926	H	L+	23-24
1928	H	W	26-22
1928	A	L	19-42
1929	H	L	23-31
1929	A	L	22-37
1931	A	L	17-23
1931	H	L	15-26
1932	H	L	18-24
1932	A	L	13-33
1934	H	W	34-23
1934	A	W	32-26
1935	A	W	34-20
1935	H	W	33-19
1937	A	L	31-43
1937	H	L	27-41
1938	A	W	39-30
1938	A	L	29-58
1939	A	W	42-39
1940	H	L	39-44
1941	A	W	40-30
1942	H	W	58-36
1943	A	L	34-38
1943	A	W	55-34
1944	H	W	50-41
1944	H	W	42-31
1945	A	W	55-44
1945	H	L	39-50
1946	H	W	58-57
1946	A	L	56-66
1947	A	W	52-51
1948	H	L	39-43
1949	A	L	38-40
1950	H	W	53-41
1951	A	W	61-52
1951	H	L	50-52
1952	A	L	55-56
1952	H	W	69-53
1953	H	W	75-63
1953	H	W	74-52
1954	H	W	77-56
1955	A	L	63-90
1956	H	W	69-58
1956	A	L	68-78
1957	A	L	62-71
1957	H	W	70-65
1958	A	L	49-70
1958	H	L	65-72
1959	H	L	74-84
1959	A	L	63-87
1960	A	W+	88-82
1961	H	W	76-68
1962	H	L	74-81
1962	A	L	65-84
1963	A	W	81-78
1963	H	L	80-82
1964	H	L	59-103
1965	A	L	75-98
1966	H	L	67-69
1966	A	L	102-120
1967	LA	L	88-98
1967	H	W	98-90
1967	DT	W	80-79

1968	H	W	77-75
1969	A	L	79-84
1970	H	W	84-74
1970	A	W	90-86
1971	H	L	89-90
1971	A	L	73-93
1972	A	L	70-93
1973	H	W	94-79
1974	A	L	75-83
1974	H	L	74-78
1975	A	L+	73-75
1975	H	W	70-68
1976	H	L	81-106
1976	A	L	86-107
1977	A	L	63-66
1977	H	L	64-69
1978	A	L	64-83
1978	H	L	66-68
1979	H	W	77-66
1979	A	W	66-65
1980	H	L+	69-73
1980	A	L	59-68
1981	H	L	67-74
1981	A	L	64-71
1982	A	W	65-63
1982	H	L	84-91
1983	A	L	57-62
1983	H	W	82-70
1984	H	W	71-64
1984	A	L	75-84
1985	H	L	81-94
1985	A	L	68-88
1986	A	L	64-91
1986	H	L	74-97
1987	H	L	78-84
1987	A	L	64-77
1988	A	L	54-65
1988	H	L	67-80
1989	H	W	71-68
1989	A	L	70-92
1990	H	L	63-77
1990	A	L	64-94
1991	H	L+	68-69
1991	A	L	62-65
1992	A	L	83-98
1992	H	W	96-78
1993	H	L	73-98
1993	A	L	66-85
1994	A	L	75-79
1994	H	W	71-58
1995	A	L	58-62
1995	H	W	70-65

+ - overtime period

DT - Detroit

LA - Los Angeles

Michigan State (46-49)

1922	H	W	27-12
1933	H	W	26-16
1934	H	L	22-23
1935	H	W+	23-21

1936	H	W	26-21
1937	H	W	22-17
1938	H	W	30-27
1939	H	W	39-37
1940	A	L	41-48
1946	H	L	48-59
1946	A	L	52-56
1947	A	W	58-48
1948	H	W	51-39
1950	A	W	66-47
1951	A	W	53-52
1951	H	W	35-29
1952	A	L	39-50
1952	H	L	55-57
1953	A	L	45-53
1953	H	W	58-51
1954	A	W	57-53
1954	H	W	79-56
1955	A	L	77-94
1955	H	L	70-73
1956	A	L	82-89
1957	H	L	62-78
1958	H	W	66-52
1958	A	L	59-93
1959	H	L	57-88
1959	A	L	73-93
1960	H	L	79-91
1961	A	W	74-71
1962	A	W	83-78
1962	H	W	77-72
1963	H	L	68-75
1963	A	W+	92-89
1964	A	L	90-106
1965	H	W	99-89
1966	A	L	65-79
1966	H	W	78-77
1967	A	L	61-68
1967	H	W	68-64
1968	H	W	70-68
1968	A	L	77-87
1969	A	L	67-77
1969	H	W	76-64
1970	H	W	89-79
1971	A	L	78-97
1972	A	L	76-83
1972	H	W	101-74
1973	H	W	93-80
1973	A	L+	78-79
1974	H	W	87-80
1975	A	L	87-105
1975	H	W	103-96
1976	H	W	70-63
1976	A	W	86-82
1977	A	L	61-84
1977	H	W+++	87-83
1978	A	L	63-74
1978	H	L	75-89
1979	A	L	55-84
1979	H	W	83-81
1980	A	L	61-62
1980	H	W	80-66
1981	H	W	63-62
1981	A	L	65-74
1982	A	L	58-68
1982	H	W	65-60
1983	A	L	66-86

1983	H	L	65-91
1984	H	W	81-74
1984	A	L	59-78
1985	H	L	68-77
1985	A	L	63-82
1986	A	L	81-83
1986	H	L	71-84
1987	H	L	78-81
1987	A	W	65-63
1988	H	W	++	78-72
1988	A	W	71-69
1989	H	W	+	69-64
1989	A	L	61-70
1990	H	L	61-64
1990	A	L	57-60
1991	A	L	50-65
1991	H	W	++	84-78
1992	H	L	64-79
1992	A	L	61-76
1993	A	W	67-66
1993	H	W	65-62
1994	A	L	60-70
1994	H	W	87-62
1995	H	L	64-78
1995	A	L	72-97

+ - overtime period

**Minnesota
(70-92)**

1900	A	L	15-17
1901	A	L	15-42
1902	A	L	10-30
1903	A	L	11-33
1906	H	W	31-24
1906	A	L	10-16
1907	A	L	11-18
1907	H	W	31-20
1908	H	W	37-16
1908	A	W	34-14
1909	A	W	14-13
1909	H	W	37-14
1910	H	W	24-14
1910	A	L	9-16
1911	A	L	16-17
1911	H	L	13-21
1912	H	W	22-12
1912	A	W	+	29-26
1913	A	W	19-11
1913	H	W	29-11
1914	H	W	28-7
1914	A	W	27-9
1915	A	W	23-20
1915	H	W	31-7
1916	H	W	31-11
1916	A	W	32-14
1917	A	L	25-33
1917	H	W	16-13
1918	A	W	18-17
1918	H	L	11-19
1919	A	L	11-38
1919	H	L	12-23
1920	H	W	28-12

1920	A	L	26-32
1921	A	L	21-22
1921	H	W	18-12
1922	H	L	15-17
1922	A	W	34-20
1923	A	W	24-12
1923	H	W	36-10
1925	A	L	14-16
1925	H	L	14-25
1926	H	W	36-24
1926	A	L	19-31
1928	A	W	35-26
1928	H	W	38-18
1929	A	W	29-21
1929	H	W	39-17
1931	A	L	26-28
1931	H	L	15-42
1932	A	L	17-43
1932	H	L	21-23
1934	A	W	31-30
1934	H	W	34-23
1935	H	W	38-31
1935	A	W	28-27
1937	H	L	32-37
1937	A	L	17-30
1938	H	W	35-28
1938	A	L	28-35
1939	A	L	32-34
1939	H	W	35-25
1940	H	W	36-34
1940	A	L	39-44
1941	A	L	27-44
1941	H	W	42-32
1942	A	W	49-47
1943	H	W	54-33
1943	A	L	34-48
1944	A	W	49-30
1944	H	W	50-33
1945	H	W	46-37
1945	A	L	50-54
1946	H	L	45-46
1946	A	L	57-58
1947	H	W	60-51
1947	A	L	55-58
1948	H	W	59-50
1948	A	L	41-46
1949	A	L	33-47
1949	A	W	45-43
1950	H	W	57-54
1950	A	W	60-54
1951	A	W	47-44
1952	H	L	47-54
1953	A	L	53-64
1953	H	W	76-74
1954	H	L	68-78
1954	A	L	73-78
1955	H	L	69-71
1955	A	W	78-72
1956	H	L	71-77
1957	A	L	53-85
1958	H	L	66-71
1958	A	L	63-71
1959	A	L	66-79
1959	H	L	50-69
1960	A	L	72-86
1961	H	W	83-75

1962	A	W	94-88
1962	H	L	90-92
1963	H	L	68-69
1963	A	L	48-72
1964	A	L	92-111
1964	H	L	96-105
1965	A	L	57-81
1965	H	L	91-101
1966	A	W	87-74
1967	H	W	85-75
1968	A	W	72-62
1968	H	W	94-82
1969	H	W	68-61
1969	A	W	69-63
1970	H	W	90-84
1971	A	L	98-104
1972	H	L	59-65
1972	A	L	73-76
1973	A	L	54-78
1973	H	L	64-81
1974	A	L	+	63-64
1975	H	L	46-61
1975	A	L	58-65
1976	H	L	84-96
1976	A	L	74-98
1977	A	L	%	64-82
1977	H	L	%	61-64
1978	A	L	51-61
1978	H	L	55-64
1979	A	L	72-82
1979	H	L	72-74
1980	A	L	+	76-82
1980	H	W	70-55
1981	A	L	60-76
1981	H	W	+	60-58
1982	H	L	57-78
1982	A	L	60-71
1983	H	L	58-65
1983	A	L	71-78
1984	A	L	62-75
1984	H	L	67-68
1985	A	L	62-72
1985	H	W	65-61
1986	H	L	65-67
1986	A	W	70-64
1987	A	L	67-69
1987	H	W	69-52
1988	A	L	62-71
1988	H	W	81-70
1989	H	W	75-67
1989	A	L	58-59
1990	H	W	77-75
1990	A	L	67-68
1991	H	W	72-62
1991	A	L	70-80
1992	H	L	48-49
1992	A	L	57-76
1993	H	W	79-70
1993	A	L	71-85
1994	A	L	53-90
1994	H	L	78-109
1995	H	W	74-67
1995	A	L	70-78

+ - overtime period

% - forfeited by UM

**Northwestern
(87-54)**

1910	H	W	55-9
1910	A	W	39-11
1911	A	W	29-9
1911	H	W	23-11
1912	A	W	32-19
1912	H	W	46-11
1914	H	W	38-9
1914	A	W	33-26
1916	H	W	22-18
1916	A	W	24-21
1917	A	W	+	29-21
1917	H	W	23-21
1918	A	L	17-33
1918	H	W	26-18
1919	H	L	15-20
1919	A	L	23-32
1921	A	L	12-13
1921	H	W	22-10
1922	A	W	21-9
1922	H	W	23-11
1923	A	W	21-10
1923	H	W	29-17
1924	A	W	25-10
1924	H	W	23-14
1926	H	W	35-27
1926	A	L	26-36
1927	A	W	28-18
1927	H	W	25-24
1929	H	W	37-23
1929	A	W	31-25
1930	A	L	14-23
1930	H	W	29-22
1932	A	L	+	30-31
1932	H	L	24-28
1933	A	L	22-40
1933	H	L	28-30
1935	H	W	16-9
1935	A	L	31-36
1936	H	L	28-33
1936	A	L	26-49
1938	A			

1950 CS ... W 66-59
 1950 H ... W 67-53
 1951 H ... W 68-56
 1952 A ... W 74-58
 1953 A ... W 78-56
 1953 H ... W 74-58
 1954 H ... W 64-47
 1955 A ... L 72-80
 1956 A ... W 79-55
 1956 H ... W 76-70
 1957 A ... L 54-75
 1957 H ... W 82-69
 1958 A ... L 65-82
 1959 H ... L 82-86
 1960 H ... L 69-77
 1960 A ... L 59-73
 1961 A ... L 52-54
 1961 H ... W 75-61
 1962 A ... W 65-64
 1963 H ... W 78-65
 1964 A ... L 63-76
 1964 A ... L 64-72
 1965 H ... W + 93-87
 1965 A ... W 88-76
 1966 A ... L 65-76
 1966 H ... W 90-62
 1967 H ... W 110-94
 1967 A ... L 82-91
 1968 A ... L 75-77
 1969 H ... L 70-72
 1970 A ... L 75-82
 1970 H ... L 82-87
 1971 H ... W 87-72
 1972 A ... L 91-101
 1972 H ... L 82-90
 1973 A ... L 73-74
 1974 H ... W 87-53
 1974 A ... W 77-62
 1975 A ... L 66-69
 1975 H ... W 94-70
 1976 A ... L 60-62
 1976 H ... L 77-90
 1977 H ... W 61-60
 1977 A ... L 88-98
 1978 H ... L 85-93
 1978 A ... W 81-80
 1979 H ... W 95-82
 1979 A ... W 72-70
 1980 H ... W 75-66
 1980 A ... L 50-53
 1981 A ... L 48-50
 1981 H ... W 60-57
 1982 H ... L 55-61
 1982 A ... W 61-60
 1983 H ... W 49-45
 1983 DP ... L 57-64
 1984 A ... W + 61-60
 1984 H ... W 54-47
 1985 A ... W 52-51
 1985 H ... W 61-53
 1986 H ... W 57-52
 1986 A ... W 70-68
 1987 A ... W 62-57
 1987 H ... W 76-59
 1988 H ... W 80-59
 1988 A ... W 74-69

1989 A ... W 59-58
 1989 H ... W 72-60
 1990 A ... L 85-87
 1990 H ... W 65-50
 1991 A ... W 74-57
 1991 H ... W 79-76
 1992 H ... W 69-67
 1992 A ... L 65-76
 1993 H ... W 101-87
 1993 A ... L 89-100
 1994 H ... L 71-75
 1994 A ... L 54-66
 1995 H ... W 97-73
 1995 A ... W 70-56

+ - overtime period
 CS - Chicago Stadium
 DP - DePaul Alumni Hall

**Ohio State
(51-71)**

1905 A ... L 22-25
 1913 H ... W 22-11
 1913 A ... W 27-22
 1915 A ... W 26-17
 1915 H ... W 23-12
 1917 A ... W 30-22
 1917 H ... W 40-15
 1920 H ... W 31-27
 1920 A ... W 34-22
 1921 A ... W 40-21
 1921 H ... W 34-24
 1924 A ... L 13-27
 1924 H ... W 30-20
 1925 H ... L 20-27
 1925 A ... L 23-37
 1927 H ... W 25-16
 1927 A ... L 16-20
 1928 A ... W 30-13
 1928 H ... W 21-18
 1930 A ... W 32-25
 1930 H ... W 32-23
 1931 A ... L 19-29
 1931 H ... W 28-24
 1933 H ... L 30-31
 1933 A ... L 20-37
 1934 H ... W 42-23
 1934 A ... W 44-38
 1936 A ... L 23-44
 1936 H ... W 34-25
 1937 H ... L 22-28
 1937 H ... W + 35-33
 1939 H ... L 38-46
 1940 A ... L 35-41
 1941 H ... W 46-31
 1942 H ... W 49-39
 1942 A ... W 44-39
 1945 A ... L 36-40
 1945 H ... L 34-63
 1947 H ... L 56-57
 1948 A ... L 47-53
 1949 H ... L 54-57
 1950 A ... L 47-61

1951 A ... W 74-67
 1951 H ... W 56-51
 1952 H ... W 58-51
 1952 A ... L 56-69
 1953 H ... W 64-51
 1953 A ... W 69-63
 1954 A ... W 79-73
 1955 H ... W 86-63
 1956 A ... L + + 98-100
 1956 H ... L 71-79
 1957 H ... L 64-67
 1957 A ... L 50-63
 1958 H ... W 67-64
 1959 A ... L 72-78
 1960 H ... L 69-106
 1960 A ... L 68-93
 1961 H ... L 68-100
 1961 A ... L 74-97
 1962 H ... W 86-67
 1963 A ... L 70-94
 1964 H ... L 85-101
 1964 A ... L 74-92
 1965 A ... L 86-98
 1965 H ... L 71-73
 1966 A ... L + 81-87
 1967 H ... L + 84-90
 1968 A ... L 64-86
 1968 H ... W 86-78
 1969 A ... L 69-84
 1969 H ... W 77-73
 1970 H ... L 86-98
 1970 A ... L 87-96
 1971 A ... L 69-83
 1971 H ... L 71-79
 1972 A ... L 69-79
 1973 H ... W 84-76
 1974 H ... W 69-64
 1974 A ... W 68-56
 1975 H ... L 67-69
 1975 A ... L 70-76
 1976 H ... W + 82-81
 1976 A ... W 91-79
 1977 H ... L 58-60
 1977 A ... L + 80-82
 1978 A ... L 61-77
 1978 H ... L 78-83
 1979 A ... L 71-82
 1979 H ... W 76-73
 1980 A ... W 72-71
 1980 H ... W 70-67
 1981 A ... L 67-71
 1981 H ... W 77-63
 1982 A ... L 59-67
 1982 H ... L 75-77
 1983 A ... L 69-82
 1983 H ... L 65-68
 1984 H ... L 74-85
 1984 A ... L 65-71
 1985 A ... L 88-99
 1985 H ... W 92-78
 1986 H ... L 61-78
 1986 A ... L 71-73
 1987 A ... L 66-81
 1987 H ... L 69-83
 1988 H ... W 64-63
 1988 A ... L 53-78

1989 A ... L 70-73
 1989 H ... W 77-65
 1990 A ... L 53-68
 1990 H ... L 58-68
 1991 A ... L 60-92
 1991 H ... L 71-73
 1992 A ... L 72-86
 1992 H ... L 63-67
 1993 H ... W 76-67
 1993 A ... L 70-80
 1994 H ... W 69-55
 1994 A ... L 57-73
 1995 A ... W 81-59
 1995 H ... W 80-69

+ - overtime period

**Penn State
(3-3)**

1993 A ... W 75-68
 1993 H ... L 58-62
 1994 A ... W 71-56
 1994 H ... W 77-64
 1995 H ... L 67-78
 1995 A ... L 67-74

**Providence
(1-1)**

1962 NY ... W 95-84
 1978 A ... L 62-73

NY - New York City

**Purdue
(51-90)**

1906 A ... W 34-14
 1906 H ... W 31-15
 1907 A ... W 33-27
 1907 H ... W 37-10
 1908 A ... W 28-24
 1908 H ... W 34-13
 1909 A ... L 20-23
 1909 H ... W 29-6
 1910 A ... L 17-29
 1910 H ... W 38-14
 1911 A ... L 16-34
 1911 H ... W 45-17
 1913 A ... W 25-15
 1913 H ... W 22-19
 1914 H ... W + 25-20
 1914 A ... W 27-13
 1915 A ... W + 28-24
 1915 H ... W 26-21
 1916 A ... W 33-17
 1916 H ... W 35-22
 1918 H ... W 21-16
 1918 A ... W 24-18

1923 A L 13-17
 1923 H W 20-19
 1925 H L 22-30
 1925 A L 26-32
 1926 H L 21-29
 1926 A L 31-32
 1928 H W 28-22
 1928 A L 15-31
 1929 A W 31-26
 1929 H W 27-24
 1931 A L 27-46
 1931 H L 17-24
 1932 A L 22-38
 1932 H L 21-28
 1934 H L 26-27
 1934 A L 25-37
 1935 H L 18-19
 1935 A L 24-43
 1937 A L 30-43
 1937 H W 46-43
 1938 A L 34-40
 1938 H L 39-46
 1939 A L 31-39
 1939 H W + 32-30
 1940 A L 36-49
 1940 H L + 45-48
 1941 H W + 48-42
 1941 A W 43-42
 1942 A L 34-40
 1943 A W 53-45
 1944 H L + 50-52
 1945 A L 34-45
 1945 H W 64-48
 1946 H L 49-53
 1946 A L 46-59
 1947 A W 72-60
 1948 H W 49-44
 1949 A L 48-53
 1950 H W 56-45
 1951 A L 46-62
 1951 H L 61-64
 1952 H L 64-79
 1952 A L 67-78
 1953 A L 59-65
 1953 H W 50-46
 1954 H W 66-57
 1954 A L 66-71
 1955 A L 63-75
 1955 H W 75-73
 1956 H L 66-78
 1957 A L 66-85
 1958 A L 47-62
 1958 H L 76-81
 1959 A L 61-84
 1959 H W 91-86
 1960 A L 69-99
 1960 H W 89-80
 1961 A L 58-69
 1961 H L 81-88
 1962 H W 89-86
 1963 A W 74-66
 1964 H W 81-80
 1964 A L 83-97
 1965 H W 76-66
 1965 A L 74-83
 1966 H W 69-68

1967 A W 79-76
 1968 A L 79-99
 1968 H W 104-84
 1969 H L 80-86
 1969 A L 69-87
 1970 A L 74-90
 1971 H L 77-81
 1972 A W 84-65
 1972 H W 66-60
 1973 A L 59-66
 1973 H W 71-63
 1974 A L 80-107
 1975 A L 49-88
 1975 H L 64-69
 1976 A L 72-87
 1976 H L 74-85
 1977 A L 71-81
 1977 H W 76-74
 1978 H L 70-79
 1978 A L 78-87
 1979 A L 60-73
 1979 H L 48-54
 1980 H L + 60-73
 1980 A L 61-69
 1981 H L 69-71
 1981 A L 61-72
 1982 A L 67-81
 1982 H L 46-55
 1983 H L 64-80
 1983 A L 64-79
 1984 A L 65-84
 1984 H L 48-61
 1985 H L 68-72
 1985 A L 52-67
 1986 A L 73-100
 1986 H L 78-80
 1987 H L 48-57
 1987 A L 62-70
 1988 A L 62-86
 1988 H L 56-84
 1989 H L 62-68
 1989 A L 60-65
 1990 H L 54-56
 1990 A L 55-62
 1991 H W 66-44
 1991 A L 62-69
 1992 H W 79-69
 1992 A L 51-61
 1993 A L 60-76
 1993 H L ++ 87-90
 1994 H W 75-69
 1994 A L 64-67
 1995 A L 56-66

+ - overtime period

**Temple
(0-1)**

1968 QC ... L 80-82
 QC - Quaker City Classic, Phila.

**UCLA
(2-3)**

1949 A W 49-46
 1950 H W 54-52
 1963 H L 63-77
 1967 LA ... L 56-100
 1973 A L 53-94

LA - Los Angeles

**Valparaiso
(1-0)**

1995 H W 69-51

**UW-Milwaukee
(11-1)**

1902 A W 37-18
 1915 H W 21-10
 1916 A W 51-12
 1916 A W 39-8
 1919 A W 39-18
 1920 A W 36-10
 1974 H W 73-46
 1978 H W 72-66
 1979 H W 74-55
 1993 H L 72-77
 1994 H W 106-84
 1995 H W 90-64


**Wright State
(1-0)**

1995 H W 86-63

YEAR BY YEAR RECORDS




Angell



Noyes



Meanwell



Foster

Year	Overall			Big Ten				Home	Away	Neut.	Head Coach
	W	L	Pct.	W	L	Pct.	Pl.				
1898-99	0	3	.000	—	—	—	—	0-0	0-3	0-0	James Elsom
1899-00	1	1	.500	—	—	—	—	0-0	1-1	0-0	James Elsom
1900-01	1	1	.500	—	—	—	—	0-0	1-1	0-0	James Elsom
1901-02	7	3	.700	—	—	—	—	0-0	7-2	0-1	James Elsom
1902-03	5	2	.714	—	—	—	—	0-0	5-2	0-0	James Elsom
1903-04	11	4	.733	—	—	—	—	2-0	9-4	0-0	James Elsom
1904-05	10	8	.556	—	—	—	—	1-0	9-8	0-0	Emmett Angell
1905-06	12	2	.857	6	2	.750	2	6-0	6-2	0-0	Emmett Angell
1906-07	11	3	.786	6	2	.750	1t	7-1	4-2	0-0	Emmett Angell
1907-08	10	2	.833	7	1	.875	1t	7-1	3-1	0-0	Emmett Angell
1908-09	8	4	.667	5	4	.556	3	7-1	1-3	0-0	Haskell Noyes
1909-10	9	5	.643	7	5	.583	3	8-0	1-5	0-0	Haskell Noyes
1910-11	9	6	.600	6	6	.500	5	8-1	1-5	0-0	Haskell Noyes
1911-12	15	0	1.000	12	0	1.000	1	8-0	7-0	0-0	Walter Meanwell
1912-13	14	1	.933	11	1	.917	1	9-0	5-1	0-0	Walter Meanwell
1913-14	15	0	1.000	12	0	1.000	1	9-0	6-0	0-0	Walter Meanwell
1914-15	13	4	.765	8	4	.667	3	9-2	4-2	0-0	Walter Meanwell
1915-16	20	1	.952	11	1	.917	1	10-0	10-1	0-0	Walter Meanwell
1916-17	15	3	.833	9	3	.750	4	9-1	6-2	0-0	Walter Meanwell
1917-18	14	3	.824	9	3	.750	1	9-1	5-2	0-0	Guy Lowman
1918-19	5	11	.313	3	9	.250	10	1-6	4-5	0-0	Guy Lowman
1919-20	15	5	.750	7	5	.583	5	9-1	6-4	0-0	Guy Lowman
1920-21	13	4	.765	8	4	.667	1t	9-0	4-4	0-0	Walter Meanwell
1921-22	14	5	.737	8	4	.667	2t	8-3	6-2	0-0	Walter Meanwell
1922-23	12	3	.800	11	1	.917	1t	7-2	5-1	0-0	Walter Meanwell
1923-24*	11	5	.688	8	4	.667	1t	8-1	3-4	0-0	Walter Meanwell
1924-25	6	11	.353	3	9	.250	9	5-6	1-5	0-0	Walter Meanwell
1925-26	8	9	.471	4	8	.333	8t	6-4	2-5	0-0	Walter Meanwell
1926-27	10	7	.588	7	5	.583	4t	6-3	3-4	1-0	Walter Meanwell
1927-28	13	4	.765	9	3	.750	3t	9-2	4-2	0-0	Walter Meanwell
1928-29	15	2	.882	10	2	.833	1t	9-1	5-1	1-0	Walter Meanwell
1929-30	15	2	.882	8	2	.800	2	12-0	3-2	0-0	Walter Meanwell
1930-31	8	9	.471	4	8	.333	7t	7-3	1-6	0-0	Walter Meanwell
1931-32	8	10	.400	3	9	.250	8t	7-4	1-6	0-0	Walter Meanwell
1932-33	7	13	.350	4	8	.333	8	4-6	3-7	0-0	Walter Meanwell
1933-34	14	6	.700	8	4	.667	2t	10-2	4-4	0-0	Walter Meanwell
1934-35	15	5	.750	9	3	.750	1t	11-2	4-3	0-0	Harold Foster
1935-36	11	9	.550	4	8	.333	8	9-3	2-6	0-0	Harold Foster
1936-37	8	12	.400	3	9	.250	8t	7-4	1-8	0-0	Harold Foster
1937-38	10	10	.500	5	7	.417	7	8-3	2-7	0-0	Harold Foster
1938-39	10	10	.500	4	8	.333	7	8-3	2-7	0-0	Harold Foster
1939-40	5	15	.250	3	9	.250	9	4-6	1-8	0-1	Harold Foster
1940-41	20	3	.870	11	1	.917	1	11-1	6-2	3-0	Harold Foster
1941-42	14	7	.667	10	5	.667	2t	9-2	5-4	0-1	Harold Foster
1942-43	12	9	.571	6	6	.500	4t	7-4	4-5	1-0	Harold Foster
1943-44	12	9	.571	9	3	.750	2t	5-5	6-4	1-0	Harold Foster
1944-45	10	11	.476	4	8	.333	6t	6-5	3-6	1-0	Harold Foster

Year	Overall			Big Ten				Home	Away	Neut.	Head Coach
	W	L	Pct.	W	L	Pct.	Pl.				
1945-46	4	17	.190	1	11	.083	9	4-7	0-10	0-0	Harold Foster
1946-47	16	6	.727	9	3	.750	1	9-2	6-4	1-0	Harold Foster
1947-48	12	8	.600	7	5	.583	3t	9-1	3-7	0-0	Harold Foster
1948-49	12	10	.545	5	7	.417	7	9-3	3-7	0-0	Harold Foster
1949-50	17	5	.773	9	3	.750	2	10-1	6-4	1-0	Harold Foster
1950-51	10	12	.455	7	7	.500	4t	6-5	4-7	0-0	Harold Foster
1951-52	10	12	.455	5	9	.357	7	6-5	3-6	1-1	Harold Foster
1952-53	13	9	.591	10	8	.556	5	9-2	4-6	0-1	Harold Foster
1953-54	12	10	.545	6	8	.429	5t	7-4	5-6	0-0	Harold Foster
1954-55	10	12	.455	5	9	.357	6t	6-5	4-7	0-0	Harold Foster
1955-56	6	16	.273	4	10	.286	8t	3-8	3-8	0-0	Harold Foster
1956-57	5	17	.227	3	11	.214	9	4-7	1-10	0-0	Harold Foster
1957-58	8	14	.364	3	11	.214	10	5-6	3-7	0-1	Harold Foster
1958-59	3	19	.136	1	13	.071	10	3-8	0-10	0-1	Harold Foster
1959-60	8	16	.333	4	10	.286	9	5-7	2-9	1-0	John Erickson
1960-61	7	17	.292	4	10	.286	8	6-4	1-11	0-2	John Erickson
1961-62	17	7	.708	10	4	.714	2	10-3	5-3	2-1	John Erickson
1962-63	14	10	.583	7	7	.500	6	8-5	5-5	1-0	John Erickson
1963-64	8	16	.333	2	12	.143	10	5-6	1-9	2-1	John Erickson
1964-65	9	13	.409	4	10	.286	8	5-5	3-7	1-1	John Erickson
1965-66	11	13	.458	6	8	.429	7	9-3	2-8	0-2	John Erickson
1966-67	13	11	.542	8	8	.500	4	7-4	2-6	4-1	John Erickson
1967-68	13	11	.542	7	7	.500	5	9-2	3-7	1-2	John Erickson
1968-69	11	13	.458	5	9	.357	8t	8-3	1-10	2-0	John Powless
1969-70	10	14	.417	5	9	.357	6t	6-6	3-8	1-0	John Powless
1970-71	9	15	.375	4	10	.286	7t	7-5	1-10	1-0	John Powless
1971-72	13	11	.542	6	8	.429	5t	9-3	3-7	1-1	John Powless
1972-73	11	13	.458	5	9	.357	9	8-3	2-10	1-0	John Powless
1973-74	16	8	.667	8	6	.571	4t	11-2	4-6	1-0	John Powless
1974-75	8	18	.308	5	13	.278	8	8-7	0-9	0-2	John Powless
1975-76	10	16	.385	4	14	.222	9	7-7	2-9	1-0	John Powless
1976-77	11	16	.407	7	11	.389	7t	8-5	2-11	1-0	Bill Cofield
1977-78	8	19	.296	4	14	.222	9t	7-7	1-12	0-0	Bill Cofield
1978-79	12	15	.444	6	12	.333	8t	9-5	3-9	0-1	Bill Cofield
1979-80	15	14	.517	7	11	.389	8	11-4	2-9	2-1	Bill Cofield
1980-81	11	16	.407	5	13	.278	9	9-6	2-9	0-1	Bill Cofield
1981-82	6	21	.222	3	15	.167	10	4-9	2-9	0-3	Bill Cofield
1982-83	8	20	.286	3	15	.167	10	7-8	0-11	1-1	Steve Yoder
1983-84	8	20	.286	4	14	.222	10	6-7	1-12	1-1	Steve Yoder
1984-85	14	14	.500	5	13	.278	9	10-5	2-9	2-0	Steve Yoder
1985-86	12	16	.429	4	14	.222	9	8-7	4-7	0-2	Steve Yoder
1986-87	14	17	.452	4	14	.222	8	8-7	4-9	2-1	Steve Yoder
1987-88	12	16	.429	6	12	.333	7	5-6	3-10	4-0	Steve Yoder
1988-89	18	12	.600	8	10	.444	6t	14-3	3-9	1-0	Steve Yoder
1989-90	14	17	.452	4	14	.222	8t	8-6	2-9	4-2	Steve Yoder
1990-91	15	15	.500	8	10	.444	7	11-6	4-9	0-0	Steve Yoder
1991-92	13	18	.419	4	14	.222	9	11-6	1-10	1-2	Steve Yoder
1992-93	14	14	.500	7	11	.389	8t	11-6	3-8	0-0	Stu Jackson
1993-94	18	11	.621	8	10	.444	7	14-2	3-8	1-1	Stu Jackson
1994-95	13	14	.481	7	11	.389	9	11-4	2-10	0-0	Stan Van Gundy


* 1924 season includes one tie game



Erickson




Powless



Cofield



Yoder



Jackson


COACHING RECORDS

Coach	Seasons	Years	Overall			Big Ten		
			W	L	Pct.	W	L	Pct.
James Elsom	1899-1904	6	25	14	.641	—	—	—
Emmett Angell	1905-08	4	43	15	.741	19	6	.760
Haskell Noyes	1909-11	3	26	15	.634	18	15	.545
Walter Meanwell *	1912-17; 21-34	20	246	99	.712	158	80	.660
Guy Lowman	1918-20	3	34	19	.642	19	17	.528
Harold Foster	1935-59	25	265	267	.498	143	182	.440
John Erickson	1960-68	9	100	114	.467	52	74	.413
John Powless	1969-76	8	88	108	.449	42	78	.350
Bill Cofield	1977-82	6	63	101	.384	32	76	.296
Steve Yoder	1983-92	10	128	165	.437	50	130	.278
Stu Jackson	1993-94	2	32	25	.561	15	21	.417
Stan Van Gundy	1995	1	13	14	.481	7	11	.389
Totals		97	1063	956	.526	555	690	.446

* Includes one tie game

Assistant Coaches

1940-41	Fritz Wegner	1956-57	Fritz Wegner	1972-73	Dave VanderMeulen	1984-85	Rick Bowen
1941-42	Fritz Wegner		Silas Johnson		Ted Voigt		Brad McNulty
1942-43	Fritz Wegner		Tom Ward	1973-74	Dave VanderMeulen		Ray McCallum
	Robert Alwin	1957-58	Fritz Wegner		Ted Voigt	1985-86	Rick Bowen
1943-44	Fritz Wegner		Al Hovland	1974-75	Dave VanderMeulen		Brad McNulty
1944-45	Fritz Wegner	1958-59	Fritz Wegner		Lamont Weaver		Ray McCallum
1945-46	Fritz Wegner		John Erickson	1975-76	Dave VanderMeulen	1986-87	Brad McNulty
	Andy Smith	1959-60	John Orr		Lamont Weaver		Ray McCallum
1946-47	Fritz Wegner		Ron Nord	1976-77	Bo Ryan		Chris Benetti
	Ted Deppe	1960-61	John Orr		Larry Reed	1987-88	Brad McNulty
1947-48	Fritz Wegner		Ron Nord		Todd Landrum		Ray McCallum
	Art Rizzi	1961-62	John Orr	1977-78	Bo Ryan		Rod Zentner
	Kurt Grimm		Ron Nord		Larry Reed	1988-89	Brad McNulty
	Bob Weigandt	1962-63	John Orr		Todd Landrum		Ray McCallum
1948-49	Fritz Wegner	1963-64	Dave Brown	1978-79	Bo Ryan		Rod Zentner
	Ray Patterson		John Powless		Larry Reed	1989-90	Ray McCallum
1949-50	Fritz Wegner	1964-65	Dave Brown		Todd Landrum		John Williams
	Bruce Fossum		John Powless	1979-80	Bo Ryan		Chuck Schramm
1950-51	Fritz Wegner	1965-66	Dave Brown		Larry Reed	1990-91	Ray McCallum
	Walt Lautenbach		John Powless		Todd Landrum		John Williams
1951-52	Fritz Wegner	1966-67	Dave Brown	1980-81	Bo Ryan		Chuck Schramm
	Art Rizzi		John Powless		Ken Johnson	1991-92	Ray McCallum
1952-53	Fritz Wegner	1967-68	Dave Brown		Don Gosz		John Williams
	Art Rizzi		John Powless	1981-82	Bo Ryan		Chuck Schramm
1953-54	Fritz Wegner	1968-69	Dave Brown		Ken Johnson	1992-93	Ray McCallum
	Art Rizzi		Bud Foster		Don Gosz		Stan Van Gundy
1954-55	Fritz Wegner		Milt Bruhn	1982-83	Rick Bowen		Sean Miller
	Ab Nicholas	1969-70	Dave Brown		Brad McNulty	1993-94	Stan Van Gundy
	Bob Cook		Dave VanderMeulen		Bo Ryan		Bob Beyer
1955-56	Fritz Wegner	1970-71	Dave Brown	1983-84	Rick Bowen		Tim Buckley
	Paul Morrow		Dave VanderMeulen		Brad McNulty	1994-95	Dave Bollwinkel
	Silas Johnson	1971-72	Dave VanderMeulen		Bo Ryan		Shawn Hood
			Ted Voigt				Brian Hecker



Records

1981 - Dan Green, 1984-85
 1982 - Dan Green, 1984-85
 1983 - Gary Russell, 1982-83
 1984 - Jack Brown, 1982-83

Happy Jones, 1989-90
 Dale Kessler, 1975-76
 Tom Jackson, 1981-82

Rick Olson, 1983-84
 Clardy Gregory, 1974-75
 Frank Jackson, 1981-82

CAREER TOP TENS

GAMES PLAYED

1. 118 Tim Locum, 1988-91
- 118 Danny Jones, 1987-90
- 118 Kurt Portmann, 1987-90
4. 115 Michael Finley, 1992-95
5. 113 Tom Molaski, 1986-89
6. 112 Rick Olson, 1983-86
7. 110 Claude Gregory, 1978-81
- 110 Larry Petty, 1978-81
9. 109 Scott Roth, 1982-85
- 109 Joe Chrnlich, 1977-80

GAMES STARTED

1. 112 Rick Olson, 1983-86
- 112 Michael Finley, 1992-95
3. 109 Danny Jones, 1987-90
4. 108 Joe Chrnlich, 1977-80
5. 99 Larry Petty, 1978-81
6. 88 Tracy Webster, 1992-94
- 88 Claude Gregory, 1978-81
8. 83 Willie Simms, 1988-91
- 83 J.J. Weber, 1984-87
10. 79 Cory Blackwell, 1982-84

MINUTES

1. 3,962 Rick Olson, 1983-86
2. 3,945 Michael Finley, 1992-95
3. 3,623 Danny Jones, 1987-90
4. 3,410 Claude Gregory, 1978-81
5. 3,392 Larry Petty, 1978-81
6. 2,943 Tracy Webster, 1992-94
7. 2,940 Scott Roth, 1982-85
8. 2,927 Trent Jackson, 1986-89
9. 2,909 Cory Blackwell, 1982-84
10. 2,874 Tim Locum, 1988-91

POINTS

1. 2,147 Michael Finley, 1992-95
2. 1,854 Danny Jones, 1987-90
3. 1,745 Claude Gregory, 1978-81
4. 1,736 Rick Olson, 1983-86
5. 1,545 Trent Jackson, 1986-89
6. 1,408 Clarence Sherrod, 1969-71
7. 1,405 Cory Blackwell, 1982-84
8. 1,264 Tracy Webster, 1992-94
9. 1,251 Wes Matthews, 1978-80
10. 1,215 Joe Franklin, 1966-68

SCORING AVERAGE

1. 19.6 Clarence Sherrod, 1969-71
2. 18.7 Michael Finley, 1992-95
3. 18.1 Wes Matthews, 1978-80
4. 16.9 Cory Blackwell, 1982-84
- 16.9 Joe Franklin, 1966-68
6. 16.6 Leon Howard, 1971-73
7. 15.9 James Johnson, 1967-69
- 15.9 Claude Gregory, 1978-81
9. 15.7 Danny Jones, 1987-90
10. 15.6 Trent Jackson, 1986-89
- 15.6 Rashard Griffith, 1994-95

FIELD GOALS MADE

1. 739 Michael Finley, 1992-95
2. 729 Rick Olson, 1983-86
3. 723 Danny Jones, 1987-90
4. 656 Claude Gregory, 1978-81
5. 563 Cory Blackwell, 1982-84
6. 557 Trent Jackson, 1986-89
7. 500 Clarence Sherrod, 1969-71
8. 489 Wes Matthews, 1978-80
9. 465 Joe Chrnlich, 1977-80
10. 459 Joe Franklin, 1966-68

FIELD GOAL ATTEMPTS

1. 1,681 Michael Finley, 1992-95
2. 1,535 Rick Olson, 1983-86
3. 1,492 Claude Gregory, 1978-81
4. 1,351 Danny Jones, 1987-90
5. 1,234 Cory Blackwell, 1982-84
6. 1,230 Clarence Sherrod, 1969-71
7. 1,218 Bob Litzow, 1956-58
8. 1,206 Trent Jackson, 1986-89
9. 1,199 Don Rehfeldt, 1947-50
10. 1,088 Ab Nicholas, 1950-52

FIELD GOAL PERCENTAGE

- (min. 500 attempts)
1. .573 P. Tompkins (306-534), 1988-91
 2. .554 R. Griffith (294-531), 1994-95
 3. .545 Willie Simms (391-717), 1988-91
 4. .535 Danny Jones (723-1351), 1987-90
 5. .527 J.J. Weber (405-768), 1984-87
 6. .512 Joe Chrnlich (465-908), 1977-80
 7. .493 M. Heineman (262-532), 1984-87
 - .493 Brad Sellers (356-723), 1982-83
 9. .491 Scott Roth (455-927), 1982-85
 10. .481 Tim Locum (342-711), 1988-91

3-POINT FIELD GOALS MADE

1. 227 Tim Locum, 1988-91
2. 213 Michael Finley, 1992-95
3. 193 Trent Jackson, 1986-89
4. 167 Tracy Webster, 1992-94
5. 162 Andy Kilbride, 1992-95
6. 94 Brian Good, 1989-92
7. 71 Jason Johnsen, 1991-94
8. 59 Shelton Smith, 1985-87
9. 51 Larry Hisle, 1990-91
10. 36 John Ellenson, 1989-91

3-POINT FIELD GOAL ATTEMPTS


1. 631 Michael Finley, 1992-95
2. 481 Tim Locum, 1988-91
3. 430 Trent Jackson, 1986-89
4. 406 Tracy Webster, 1992-94
5. 388 Andy Kilbride, 1992-95
6. 218 Brian Good, 1989-92
7. 190 Jason Johnsen, 1991-94
8. 149 Larry Hisle, 1990-91
9. 139 Shelton Smith, 1985-87
10. 91 John Ellenson, 1989-91

3-POINT FIELD GOAL PCT.


- (min. 60 attempts)
1. .475 Mike Heineman (29-61), 1984-87
 2. .472 Tim Locum (227-481), 1988-91
 3. .449 Trent Jackson (193-430), 1986-89
 4. .431 Brian Good (94-218), 1989-92
 5. .424 Shelton Smith (59-139), 1985-87
 6. .418 Andy Kilbride (162-388), 1992-95
 7. .411 Tracy Webster (167-406), 1992-94
 8. .396 John Ellenson (36-91), 1989-91
 9. .374 Jason Johnsen (71-190), 1991-94
 10. .366 Jay Peters (30-82), 1991-92

FREE THROWS MADE


1. 456 Michael Finley, 1992-95
2. 433 Claude Gregory, 1978-81
3. 408 Danny Jones, 1987-90
- 408 Clarence Sherrod, 1969-71
5. 316 Dick Cable, 1952-55
6. 307 Paul Morrow, 1952-54
7. 301 James Johnson, 1967-69
8. 299 Leon Howard, 1971-73
9. 297 Joe Franklin, 1966-68
10. 282 Ken Siebel, 1961-63



Danny Jones



Jack Brens



J.J. Weber

FREE THROW ATTEMPTS

1. 599 Danny Jones, 1987-90
2. 593 Michael Finley, 1992-95
3. 586 Claude Gregory, 1978-81
4. 522 Clarence Sherrod, 1969-71
5. 476 Joe Franklin, 1966-68
6. 449 Paul Morrow, 1952-54
7. 429 James Johnson, 1967-69
8. 423 Leon Howard, 1971-73
9. 422 Ab Nicholas, 1950-52
10. 410 Ken Siebel, 1961-63

FREE THROW PERCENTAGE

- (min. 175 attempts)
1. .870 Rick Olson (260-299), 1983-86
 2. .856 Tim Locum (166-194), 1988-91
 3. .817 Wes Matthews (273-334), 1978-80
 4. .804 Mike Carlin (172-214), 1966-68
 5. .801 Dick Miller (246-307), 1954-56
 6. .782 C. Sherrod (408-522), 1969-71
 7. .775 Tracy Webster (207-267), 1992-94
 8. .773 Trent Jackson (238-308), 1986-89
 9. .768 Michael Finley (456-593), 1992-95
 10. .766 Lee Oler (164-214), 1970-72

REBOUNDS

1. 904 Claude Gregory, 1978-81
2. 858 Joe Franklin, 1966-68
3. 841 Joe Chernelich, 1977-80
4. 806 Kim Hughes, 1972-74
5. 718 Larry Petty, 1978-81
6. 648 Michael Finley, 1992-95
7. 641 Tom Gwyn, 1961-63
8. 592 J.J. Weber, 1984-87
9. 586 Cory Blackwell, 1982-84
10. 574 Jack Brens, 1962-64

REBOUNDING AVERAGE

- (min. 500 rebounds)
1. 11.9 Joe Franklin, 1966-68
 2. 11.2 Kim Hughes, 1972-74
 3. 10.4 Jack Brens, 1962-64
 4. 8.9 Tom Gwyn, 1961-63
 5. 8.7 Dale Koehler, 1973-76
 6. 8.2 Claude Gregory, 1978-81
 7. 7.8 Kerry Hughes, 1972-74
 8. 7.7 Joe Chernelich, 1977-80
 9. 7.6 Ken Siebel, 1961-63
 - 7.6 Leon Howard, 1971-73

ASSISTS

1. 501 Tracy Webster, 1992-94
2. 388 Mike Heineman, 1984-87
3. 371 Michael Finley, 1992-95
4. 335 Tom Molaski, 1986-89
5. 290 Arnold Gaines, 1977-80
6. 261 Trent Jackson, 1986-89
7. 259 Rick Olson, 1983-86
8. 255 Scott Roth, 1982-85
- 255 Wes Matthews, 1978-80
10. 250 Willie Simms, 1988-91

**CONSECUTIVE GAMES
IN DOUBLE FIGURES**

1. Clarence Sherrod, 1970-71 ... 40
2. Cory Blackwell, 1983-84 36
3. Danny Jones, 1989-90 33
4. Dale Koehler, 1975-76 28
5. Trent Jackson, 1987-88 27

BLOCKED SHOTS

1. 124 Rashard Griffith, 1994-95
2. 120 Brad Sellers, 1982-83
3. 102 Kurt Portmann, 1987-90
4. 95 J.J. Weber, 1984-87
5. 92 Louis Ely, 1991-93
6. 78 Michael Finley, 1992-95
7. 67 Claude Gregory, 1978-81
8. 63 Grant Johnson, 1991-94
9. 55 Larry Petty, 1978-81
10. 54 Danny Jones, 1987-90

STEALS

1. 183 Tracy Webster, 1992-94
2. 168 Michael Finley, 1992-95
3. 151 Trent Jackson, 1986-89
4. 131 Claude Gregory, 1978-81
5. 113 Wes Matthews, 1978-80
6. 110 Tom Molaski, 1986-89
7. 102 Rick Olson, 1983-86
8. 101 Cory Blackwell, 1982-84
9. 99 Tim Locum, 1988-91
10. 98 Scott Roth, 1982-85

**CAREER GAMES
IN DOUBLE FIGURES**

1. Michael Finley, 1992-95 102
2. Danny Jones, 1987-90 91
3. Rick Olson, 1983-86 80
- Claude Gregory, 1978-81 80
5. Trent Jackson, 1986-89 78

SEASON TOP TENS

GAMES PLAYED

1. 31 Michael Finley, 1992
- 31 Tracy Webster, 1992
- 31 Grant Johnson, 1992
- 31 Billy Douglass, 1990
- 31 Larry Hisle, 1990
- 31 Danny Jones, 1990
- 31 Kurt Portmann, 1990
- 31 Danny Jones, 1987
- 31 Rod Ripley, 1987
- 31 Shelton Smith, 1987
- 31 J.J. Weber, 1987

GAMES STARTED

1. 31 Tracy Webster, 1992
- 31 Danny Jones, 1990
- 31 J.J. Weber, 1987
4. 30 Willie Simms, 1990
- 30 Patrick Tompkins, 1990
- 30 Trent Jackson, 1989
- 30 Danny Jones, 1989
8. 29 Four players

MINUTES

1. 1,099 Trent Jackson, 1989
2. 1,091 Patrick Tompkins, 1991
3. 1,077 Tracy Webster, 1992
4. 1,062 Danny Jones, 1989
5. 1,046 Michael Finley, 1994
6. 1,045 Cory Blackwell, 1983
7. 1,043 Danny Jones, 1990
8. 1,032 Trent Jackson, 1988
9. 1,030 Rick Olson, 1984
10. 1,009 Brad Sellers, 1983

POINTS

1. 620 Michael Finley, 1993
2. 611 Danny Jones, 1989
3. 592 Michael Finley, 1994
4. 574 Trent Jackson, 1989
5. 571 Rick Olson, 1986
6. 570 Clarence Sherrod, 1971
7. 554 Michael Finley, 1995
8. 550 Claude Gregory, 1981
9. 549 Wes Matthews, 1980
10. 548 Danny Jones, 1990

SCORING AVERAGE

1. 23.8 Clarence Sherrod, 1971
2. 22.7 Joe Franklin, 1968
3. 22.4 Clarence Sherrod, 1970
4. 22.1 Michael Finley, 1993
5. 20.5 Michael Finley, 1995
6. 20.4 Michael Finley, 1994
- 20.4 Danny Jones, 1989
- 20.4 Rick Olson, 1986
- 20.4 Claude Gregory, 1981
10. 20.2 Dick Cable, 1955

FIELD GOALS MADE

1. 237 Rick Olson, 1986
2. 231 Danny Jones, 1989
3. 223 Michael Finley, 1993
4. 215 Danny Jones, 1990
- 215 Cory Blackwell, 1983
6. 211 Wes Matthews, 1980
- 211 Clarence Sherrod, 1971
8. 208 Michael Finley, 1994
9. 202 Joe Franklin, 1968
10. 201 Trent Jackson, 1989
- 201 Cory Blackwell, 1984

FIELD GOAL ATTEMPTS

1. 519 Clarence Sherrod, 1971
2. 505 Don Rehfeldt, 1960
3. 485 Rick Olson, 1986
4. 478 Michael Finley, 1993
5. 470 Michael Finley, 1995
6. 468 Bob Litzow, 1957
7. 465 Cory Blackwell, 1983
8. 449 Danny Jones, 1989
9. 446 Michael Finley, 1994
10. 439 Cory Blackwell, 1984

FIELD GOAL PERCENTAGE

- (min. 100 attempts)
1. .636 Patrick Tompkins (164-258), 1991
 2. .611 Louis Ely (80-131), 1993
 3. .592 Jeff Petersen (93-157), 1994
 4. .573 Willie Simms (153-267), 1991
 5. .570 Al Rudd (81-142), 1976
 - .570 Danny Jones (176-309), 1988
 7. .566 Rashard Griffith (167-295), 1995
 8. .562 J.J. Weber (182-324), 1987
 9. .558 Danny Jones (101-181), 1987
 - .558 Kurt Portmann (63-113), 1989

3-POINT FIELD GOALS MADE

1. 75 Tracy Webster, 1992
2. 74 Trent Jackson, 1988
3. 73 Trent Jackson, 1989
4. 67 Tim Locum, 1990
5. 66 Michael Finley, 1994
6. 65 Tim Locum, 1991
7. 63 Michael Finley, 1993
8. 59 Shelton Smith, 1987
9. 58 Michael Finley, 1995
10. 54 Andy Kilbride, 1995
- 54 Andy Kilbride, 1994
- 54 Tim Locum, 1989

3-POINT FIELD GOAL ATTEMPTS


1. 204 Michael Finley, 1995
2. 182 Michael Finley, 1994
3. 173 Michael Finley, 1993
4. 164 Trent Jackson, 1988
5. 163 Trent Jackson, 1989
6. 153 Tracy Webster, 1992
7. 143 Tim Locum, 1990
8. 139 Shelton Smith, 1987
9. 134 Tracy Webster, 1993
- 134 Tim Locum, 1991
- 134 Andy Kilbride, 1995

3-POINT FIELD GOAL PCT.

- (min. 60 attempts)
1. .490 Tracy Webster (75-153), 1992
 2. .486 Tim Locum (54-111), 1989
 3. .485 Tim Locum (65-134), 1991
 4. .475 Mike Heineman (29-61), 1987
 5. .469 Tim Locum (67-143), 1990
 6. .458 Andy Kilbride (49-107), 1993
 - .458 Brian Good (38-83), 1992
 8. .451 Trent Jackson (74-164), 1988
 9. .448 Trent Jackson (73-163), 1989
 10. .441 Tim Locum (41-93), 1988

FREE THROWS MADE

1. 168 Clarence Sherrod, 1970
2. 152 Claude Gregory, 1981
3. 149 Danny Jones, 1989
4. 148 Clarence Sherrod, 1970
5. 145 Dick Miller, 1956
6. 140 Michael Finley, 1995
- 140 Joe Franklin, 1968
- 140 Claude Gregory, 1980
9. 134 James Johnson, 1969
10. 130 Dick Cable, 1955



Trent Jackson's 574 points during the 1988-89 season rank fourth on the all-time UW single-season list.

FREE THROW ATTEMPTS

1. 210 Joe Franklin, 1968
2. 202 Clarence Sherrod, 1970
- 202 Claude Gregory, 1981
4. 200 Clarence Sherrod, 1971
5. 199 Danny Jones, 1989
6. 192 James Johnson, 1969
7. 189 Claude Gregory, 1980
8. 188 Danny Jones, 1990
9. 181 Cory Blackwell, 1984
- 181 Dick Cable, 1956
- 181 Michael Finley, 1995

FREE THROW PERCENTAGE

(min. 50 made)

1. .905 Brian Good (57-63), 1990
2. .894 Rick Olson (59-66), 1984
3. .890 Rick Olson (72-82), 1985
4. .888 Wes Matthews (127-143), 1980
5. .882 Rick Olson (97-110), 1986
6. .864 Tim Locum (51-59), 1991
7. .841 Chuck Nagle (53-63), 1969
8. .832 Clarence Sherrod (168-202), 1970
9. .830 Trent Jackson (88-106), 1988
10. .828 Brad Sellers (82-99), 1983

REBOUNDS

1. 344 Jim Clinton, 1951
2. 334 Joe Franklin, 1968
3. 306 Jack Brens, 1963
4. 301 Kim Hughes, 1973
5. 290 Paul Morrow, 1952
6. 281 Rashard Griffith, 1995
7. 289 Joe Franklin, 1967
8. 270 James Gregory, 1977
9. 267 Tom Gwyn, 1963
10. 266 Kim Hughes, 1974

REBOUNDING AVERAGE

1. 15.6 Jim Clinton, 1951
2. 13.9 Joe Franklin, 1968
3. 13.2 Paul Morrow, 1952
4. 12.8 Jack Brens, 1963
5. 12.5 Kim Hughes, 1973
6. 12.0 Joe Franklin, 1967
7. 11.3 Ab Nicholas, 1951
8. 11.1 Tom Gwyn, 1963
- 11.1 Kim Hughes, 1974
10. 11.0 Albert Henry, 1970

ASSISTS

1. 179 Tracy Webster, 1993
2. 171 Tracy Webster, 1994
3. 151 Tracy Webster, 1992
4. 137 Mike Heineman, 1987
5. 118 Wes Matthews, 1980
6. 111 Mike Heineman, 1985
7. 108 Tom Molaski, 1989
- 108 Michael Finley, 1995
9. 106 Wes Matthews, 1979
10. 104 Tom Molaski, 1988

BLOCKED SHOTS

1. 68 Brad Sellers, 1983
2. 66 Rashard Griffith, 1994
3. 58 Rashard Griffith, 1995
4. 52 Brad Sellers, 1982
5. 45 J.J. Weber, 1987
6. 41 Louis Ely, 1992
7. 34 Kurt Portmann, 1989
8. 31 Louis Ely, 1993
9. 30 Kurt Portmann, 1990
10. 27 Grant Johnson, 1992

STEALS

1. 69 Tracy Webster, 1994
2. 66 Tracy Webster, 1993
3. 59 Tracy Jackson, 1988
4. 53 Wes Matthews, 1979
5. 52 Michael Finley, 1995
6. 50 Trent Jackson, 1989
7. 49 Michael Finley, 1993
8. 48 Tracy Webster, 1992
9. 45 Claude Gregory, 1979
10. 43 Scott Roth, 1984

SINGLE-GAME TOP TENS

POINTS

1. 42 Michael Finley at Eastern Michigan, 12/10/94
- 42 Ken Barnes vs. Indiana, 3/8/65
3. 39 Rick Olson vs. Michigan, 1/14/84
4. 38 Dale Koehler vs. Iowa, 2/1/75
- 38 Joe Franklin vs. Michigan State, 1/16/68
6. 37 Chuck Nagle vs. Michigan, 3/4/67
7. 36 Michael Finley vs. Missouri, 3/19/94
- 36 Tracy Webster vs. Southeast Missouri State, 11/25/91
- 36 Dale Koehler vs. Michigan, 2/2/76
10. 35 Rick Olson vs. San Francisco State, 12/2/85
- 35 Claude Gregory vs. Kentucky State, 12/5/80
- 35 Jack Brens vs. Indiana, 2/25/63
- 35 Clarence Sherrod vs. Iowa, 2/10/70
- 35 Don Rehfeldt vs. Northwestern, 2/11/50

POINTS IN A HALF

1. 33 Michael Finley (2nd) at Eastern Michigan, 12/10/94
2. 28 Dale Koehler (2nd) at Michigan, 2/2/76
3. 27 Marty Garrity (2nd) vs. Loyola (IL), 12/12/59
4. 25 Michael Finley (1st) vs. Michigan State, 2/2/94
5. 24 Tracy Webster (2nd) vs. Southeast Missouri State, 11/25/91
6. 23 Rick Olson (1st) vs. Michigan, 1/14/83
- 23 Clarence Sherrod (2nd) at Iowa, 2/10/70
- 23 Joe Franklin (2nd) vs. Illinois, 3/11/67
- 23 Ken Barnes (1st) vs. Indiana, 3/8/65
10. 22 Michael Finley (2nd) vs. UW-Green Bay, 12/5/92

FIELD GOALS

1. 17 Michael Finley at Eastern Michigan, 12/10/94
- 17 Rick Olson vs. San Francisco State, 12/2/85
3. 16 Bob Litzow vs. Indiana, 2/10/58
4. 15 Rick Olson at Michigan State, 1/30/86
- 15 Rick Olson vs. Purdue, 1/19/85
- 15 Dale Koehler vs. Iowa, 2/1/75
- 15 Dale Koehler at Michigan, 2/2/76
- 15 Clarence Sherrod vs. Eastern Illinois, 12/1/70
- 15 Chuck Nagle vs. Purdue, 3/2/68
- 15 Joe Franklin vs. Michigan State, 1/16/68
- 15 Joe Franklin vs. Michigan, 1/6/68
- 15 Ken Barnes vs. Indiana, 3/8/65

FIELD GOAL ATTEMPTS

1. 37 Don Rehfeldt vs. Iowa, 2/28/49
2. 32 Bob Litzow vs. Indiana, 2/10/58
- 32 Don Rehfeldt vs. Iowa, 2/18/50
4. 31 Michael Finley at Eastern Michigan, 12/10/94
- 31 Don Rehfeldt at UCLA, 12/23/48
5. 30 Bob Litzow at Ohio State, 1/14/56
6. 28 Michael Finley at Michigan State, 1/23/93
- 28 Jack Brens vs. Indiana, 2/25/63

8. 27 Tracy Webster at Nebraska, 12/11/91
- 27 Rick Olson vs. Illinois, 2/15/86
- 27 Rick Olson vs. Boston College, 12/27/85
- 27 Rick Olson vs. San Francisco State, 12/2/85
- 27 Michael Finley vs. Penn State, 1/26/95

FIELD GOAL PERCENTAGE (MIN. 10 ATTEMPTS)

1. .923 Al Henry (12-13) vs. Minnesota, 1/13/70
2. .909 Larry Hisle (10-11) vs. Texas-Arlington, 12/22/90
- .909 Scott Roth (10-11) at New Mexico, 12/29/84
4. .900 Carlton McGee (9-10) vs. Michigan, 2/26/92
- .900 Patrick Tompkins (9-10) at Oregon, 11/24/90
- .900 Willie Simms (9-10) vs. Iowa, 1/11/90
- .900 Trent Jackson (9-10) vs. Northwestern, 1/30/88
- .900 Larry Petty (9-10) vs. Illinois, 1/18/79
9. .875 Leon Howard (14-16) vs. Michigan State, 1/20/73
10. .846 Wes Matthews (11-13) vs. Michigan State, 12/23/79
- .846 Walter Holt (11-13) vs. Rice, 12/16/57

3-POINT FIELD GOALS MADE

1. 7 Michael Finley at Eastern Michigan, 12/10/94
- 7 Tracy Webster vs. Missouri, 3/19/94
- 7 Michael Finley at Michigan, 1/29/94
- 7 Larry Hisle vs. Texas-Arlington, 12/22/90
- 7 Tim Locum vs. Rollins, 12/15/89
- 7 Tim Locum vs. Butler, 12/5/87
- 7 Trent Jackson at Ohio State, 1/17/87
8. 6 Andy Kilbride vs. Indiana, 3/14/93
- 6 Tim Locum vs. Minnesota, 1/22/90
- 6 Tim Locum vs. Western Kentucky, 11/25/89
- 6 Trent Jackson vs. Oregon, 11/26/88
- 6 Trent Jackson at UNLV, 12/28/87

3-POINT FIELD GOAL ATTEMPTS

1. 16 Michael Finley at Eastern Michigan, 12/10/94
2. 13 Tracy Webster vs. Missouri, 3/19/94
- 13 Michael Finley at Minnesota, 2/18/93
4. 12 Michael Finley vs. Valparaiso, 12/6/94
- 12 Andy Kilbride at Minnesota, 2/28/95
- 12 Michael Finley at Michigan, 1/29/94
- 12 Tim Locum vs. Butler, 12/5/87
8. 6 players tied with 11 apiece

3-POINT FIELD GOAL PCT. (MIN. 6 ATTEMPTS)

1. 1.000 Larry Hisle (7-7) vs. Texas-Arlington, 12/22/90
2. .833 Tracy Webster (5-6) vs. Illinois, 2/20/92
- .833 Tim Locum (5-6) vs. Iowa, 1/25/88
- .833 Tim Locum (5-6) vs. Iowa, 1/17/91
- .833 Shelton Smith (5-6) vs. Northern Illinois, 12/11/86
6. .778 Tim Locum (7-9) vs. Rollins, 12/15/89
7. .750 Tim Locum (6-8) vs. Western Kentucky, 11/25/89
- .750 Trent Jackson (6-8) vs. Oregon, 11/26/88
9. .714 Andy Kilbride (5-7) vs. Michigan State 2/2/94
- .714 Tim Locum (5-7) vs. Texas-Arlington, 12/22/90
- .714 Trent Jackson (5-7) at Michigan State, 3/12/88

FREE THROWS MADE

1. 17 Dale Koehler vs. Loyola (IL), 12/6/75
2. 15 Michael Finley vs. Michigan, 2/11/95
- 15 Bill Pearson at Northwestern, 2/18/78
- 15 Paul Morrow at Michigan, 2/21/53
5. 14 Rick Olson vs. Purdue, 2/13/86
- 14 Clarence Sherrod vs. Tulane, 12/19/70
7. 13 Michael Finley vs. Missouri, 3/19/94
- 13 Tracy Webster vs. Southeast Missouri State, 11/25/91
- 13 Danny Jones vs. Marquette, 2/22/89
- 13 Danny Jones vs. Minnesota, 1/4/89
- 13 Danny Jones at Marquette, 12/3/88

FREE THROW ATTEMPTS

1. 24 Paul Morrow at Michigan, 2/21/53
2. 23 Dale Koehler vs. Loyola (IL), 12/6/75
3. 19 Willie Simms vs. Minnesota, 1/7/91
- 19 Joe Franklin vs. Michigan, 1/10/67
5. 18 Joe Franklin at Northwestern, 3/9/68
6. 17 Michael Finley vs. Michigan, 2/11/95
- 17 Danny Jones vs. Michigan, 2/3/90
- 17 Leon Howard vs. Illinois, 2/10/73
- 17 Ron Jackson vs. Iowa, 1/6/62
- 17 Ken Siebel at Indiana, 2/12/62
- 17 Jack Brens at Indiana, 2/12/62

FREE THROW PERCENTAGE (MIN. 10 ATTEMPTS)

1. 1.000 Rick Olson (14-14) vs. Purdue, 2/13/86
- 1.000 Tim Locum (12-12) vs. Marquette, 2/19/90
- 1.000 Rod Ripley (12-12) vs. Marquette, 11/30/85
- 1.000 Scott Roth (12-12) vs. Washington State, 12/1/84
- 1.000 Clarence Sherrod (12-12) vs. Ohio State, 2/24/70
- 1.000 Dick Miller (12-12) at Illinois, 1/9/56
- 1.000 Claude Gregory (11-11) vs. Northwestern, 1/11/79
- 1.000 Wes Matthews (11-11) vs. Cleveland State, 12/22/79
- 1.000 Clarence Sherrod (11-11) at Minnesota, 3/6/71
- 1.000 Leon Howard (11-11) at Iowa, 2/27/71
- 1.000 Clarence Sherrod (11-11) vs. Illinois, 2/23/71
- 1.000 Dick Miller (11-11) vs. Minnesota, 2/21/55
- 1.000 Tracy Webster (10-10) vs. Northwestern, 2/3/93
- 1.000 Michael Finley (10-10) vs. Michigan, 2/26/92
- 1.000 Michael Finley (10-10) vs. Purdue, 2/2/92
- 1.000 Tim Locum (10-10) vs. Ohio State, 3/4/89
- 1.000 Trent Jackson (10-10) vs. Northern Illinois, 12/1/87
- 1.000 Ron Weisner (10-10) at LSU, 12/19/53

REBOUNDS

1. 30 Paul Morrow vs. Purdue, 1/3/53
2. 27 Joe Franklin vs. Purdue, 3/2/68
3. 26 Mark Zubor vs. Gonzaga, 12/17/63
4. 25 Joe Chernelich vs. St. Mary's, 12/2/76
5. 23 Joe Franklin at Illinois, 12/19/66
- 23 Ken Barnes vs. Indiana, 3/8/65
- 23 Jack Brens vs. St. John's, 1/26/63
- 23 Curt Mueller vs. Northwestern, 3/3/56
9. 22 Kerry Hughes vs. Iowa, 2/9/74
- 22 Jack Brens vs. Illinois, 2/11/63

ASSISTS

1. 13 Tracy Webster vs. Michigan, 2/26/92
- 13 Wes Matthews vs. Army, 12/30/79
3. 12 Tracy Webster vs. Coastal Carolina, 12/7/92
4. 11 Mike Heineman vs. Northwestern, 3/9/85
- 11 Wes Matthews at Northwestern, 2/24/79
- 11 Joe Chernelich vs. Canisius, 12/3/77
- 11 Jim Smith at Northwestern, 2/19/77
- 11 Dick Cable vs. California, 12/26/52
9. 10 By several players

BLOCKED SHOTS

1. 9 Brad Sellers vs. Toledo, 11/29/82
2. 8 Kim Hughes vs. Rollins, 12/1/73
3. 7 Brad Sellers vs. Minnesota, 1/21/82
- 7 Brad Sellers vs. Ball State, 12/8/82
5. 6 Rashard Griffith vs. Illinois, 2/4/95
- 6 Rashard Griffith at Northwestern, 2/15/95
- 6 Rashard Griffith at Texas Tech 12/11/93
- 6 Louis Ely at Illinois, 1/22/92
- 6 Kim Hughes vs. Illinois, 1/19/74
10. 5 Rashard Griffith vs. Illinois, 1/25/94
- 5 Louis Ely vs. Tennessee Tech, 12/31/90
- 5 J.J. Weber vs. Minnesota, 3/5/87
- 5 J.J. Weber vs. Purdue, 1/10/87
- 5 J.J. Weber vs. South Florida, 11/29/86

STEALS

1. 10 Michael Finley vs. Purdue, 2/13/93
2. 9 Mike Heineman vs. Morgan State, 11/25/84
3. 6 Tracy Webster at Iowa, 3/10/93
- 6 Tracy Webster vs. Illinois, 2/28/93
- 6 Tracy Webster vs. UW-Green Bay, 12/5/92
- 6 Trent Jackson vs. Michigan, 1/24/87
7. 5 By several players

TEAM SEASON RECORDS

POINTS

1. 2,259 in 1994
2. 2,226 in 1992
3. 2,193 in 1987
4. 2,156 in 1993
5. 2,123 in 1991

SCORING AVERAGE

1. 86.3 in 1971
2. 84.7 in 1962
3. 81.9 in 1964
4. 81.8 in 1967
5. 80.1 in 1968

OPPONENT SCORING AVERAGE

1. 52.6 in 1950
2. 56.9 in 1951
3. 60.0 in 1952
4. 61.9 in 1953
5. 63.3 in 1954

FIELD GOALS

1. 816 in 1994
2. 814 in 1986
3. 813 in 1987
4. 803 in 1985
5. 793 in 1993
793 in 1962

FIELD GOAL ATTEMPTS

1. 1,915 in 1964
2. 1,831 in 1971
3. 1,818 in 1975
4. 1,812 in 1962
5. 1,808 in 1976

FIELD GOAL PERCENTAGE

1. .503 (743-1476) in 1991
2. .501 (774-1546) in 1989
3. .488 (803-1646) in 1985
4. .483 (814-1686) in 1986
5. .479 (813-1696) in 1987

3-POINT FIELD GOALS MADE

1. 225 in 1994
2. 219 in 1993
3. 186 in 1995
186 in 1991
5. 179 in 1992

3-POINT FIELD GOAL ATTEMPTS

1. 609 in 1994
2. 570 in 1993
3. 561 in 1995
4. 450 in 1991
5. 420 in 1992

3-POINT FIELD GOAL PCT.

1. .448 (146-326) in 1989
2. .447 (160-358) in 1987
3. .432 (126-292) in 1988
4. .426 (179-420) in 1992
5. .413 (186-450) in 1991

FREE THROWS

1. 495 in 1955
2. 486 in 1954
3. 473 in 1953
4. 463 in 1992
463 in 1971

FREE THROW ATTEMPTS

1. 717 in 1953
2. 695 in 1954
3. 693 in 1955
4. 687 in 1995
5. 682 in 1992

FREE THROW PERCENTAGE

1. .758 (413-545) in 1984
2. .743 (361-496) in 1985
3. .733 (368-502) in 1986
4. .725 (314-433) in 1983
5. .718 (431-600) in 1976

REBOUNDS

1. 1,268 in 1971
2. 1,245 in 1973
3. 1,207 in 1967
4. 1,196 in 1963
5. 1,177 in 1962

REBOUND AVERAGE

1. 52.8 in 1971
2. 51.9 in 1973
3. 50.3 in 1967
4. 50.0 in 1951
5. 49.8 in 1963

OPPONENT REBOUNDING AVG.

1. 29.5 in 1989
2. 29.8 in 1991
3. 30.5 in 1984
4. 30.7 in 1990
5. 31.8 in 1980

ASSISTS

1. 506 in 1987
2. 472 in 1994
3. 469 in 1991
4. 456 in 1985
5. 450 in 1989

FEWEST TURNOVERS

1. 374 in 1985
2. 379 in 1984
3. 382 in 1986
4. 401 in 1989
5. 409 in 1983

BLOCKED SHOTS

1. 153 in 1992
2. 135 in 1994
3. 103 in 1995
4. 96 in 1991
5. 91 in 1983

STEALS

1. 220 in 1989
2. 214 in 1993
3. 208 in 1992
4. 203 in 1979
5. 201 in 1994

Statistics for turnovers, blocked shots and steals not available before 1978. Assist totals not available before 1974.

TEAM SINGLE-GAME RECORDS

POINTS

- 120 vs. Southern Methodist, 12/9/67
- 115 vs. Mississippi Valley St., 12/23/93
115 vs. Gonzaga, 12/17/63
- 114 vs. Michigan Tech, 12/5/70
- 113 vs. Iowa, 2/9/74

POINTS IN A HALF

- 67 vs. Iowa, 12/25/88
- 65 vs. Cleveland State, 12/22/79
65 vs. Gonzaga, 12/17/63
- 63 vs. Mississippi Valley St., 12/23/93
63 vs. Southern Methodist, 12/9/67

FIELD GOALS

- 48 vs. Gonzaga, 12/17/63
48 vs. Southern Methodist, 12/9/67
- 44 vs. Eastern Illinois, 12/1/70
44 vs. Illinois, 3/11/67
44 vs. West Virginia, 12/18/65
44 at Louisiana State, 12/18/54

FIELD GOAL ATTEMPTS

- 113 at Michigan State, 1/6/64
- 111 vs. Michigan Tech, 12/5/70
- 102 vs. South Dakota, 12/9/72
- 99 vs. Northern Michigan, 12/11/71
- 97 vs. West Virginia, 12/18/65

FIELD GOAL PERCENTAGE

- .744 (32-43) vs. Army, 12/30/79
- .687 (33-48) vs. N. Illinois, 12/22/84
- .667 (32-48) at New Mexico, 12/29/84
- .649 (24-37) at Minnesota, 1/3/87
- .647 (33-51) vs. Purdue, 1/19/85

FIELD GOAL PCT. IN A HALF

- .778 (14-18) vs. Bowl. Green, 3/13/91
- .773 (17-22) vs. N. Illinois, 12/18/84
- .762 (16-21) vs. Northwestern, 1/3/88
- .760 (19-25) vs. Army, 12/30/79
- .737 (14-19) vs. Ohio State, 2/14/91

3-POINT FIELD GOALS MADE

- 15 vs. Missouri, 3/19/94
15 vs. Alcorn State, 12/29/92
- 14 vs. Michigan State, 2/2/94
14 vs. Texas-Arlington, 12/22/90
- 13 at Michigan, 1/29/94
13 vs. UW-Milwaukee, 11/27/93

3-POINT FIELD GOAL ATTEMPTS

- 37 vs. Missouri, 3/19/94
- 35 at Eastern Michigan, 12/10/94
- 32 at Marquette, 12/31/94
- 31 vs. UW-Milwaukee, 11/27/93
31 vs. Northwestern, 2/3/93

3-POINT FIELD GOAL PCT.

(min. 8 attempts)

- .889 (8-9) vs. N. Dakota St., 12/10/86
- .778 (7-9) vs. Indiana, 3/3/90
.778 (7-9) at Iowa, 2/10/90
- .750 (6-8) vs. Gonzaga, 12/1/89
.750 (9-12) vs. Denver, 12/14/88

FREE THROWS MADE

- 41 at Illinois, 1/1/55
- 40 vs. Minnesota, 1/12/53
- 37 at Michigan, 2/21/53
- 36 vs. Sam Houston State, 12/13/92
- 35 vs. Marquette, 2/19/90

FREE THROW ATTEMPTS

- 61 at Michigan, 2/21/53
- 54 at Illinois, 1/1/55
- 50 at Indiana, 2/12/62
- 48 vs. Sam Houston State, 12/13/92
48 vs. Michigan State, 3/9/53
48 vs. Minnesota, 1/12/53

FREE THROW PERCENTAGE

(min. 12 attempts)

- 1.000 (22-22) vs. Purdue, 2/7/76
1.000 (13-13) at Loyola, 12/12/88
1.000 (12-12) vs. Marquette, 12/4/90
1.000 (12-12) vs. S. Illinois, 12/3/83
- .962 (25-26) vs. Michigan, 2/26/92

REBOUNDS

- 79 vs. Michigan Tech, 12/5/70
- 76 vs. South Dakota, 12/9/72
- 74 vs. Washington (MO), 12/11/61
74 vs. Iowa, 2/6/71
- 73 vs. Gonzaga, 12/17/63

ASSISTS

- 33 vs. Northwestern, 3/7/53
- 31 vs. South Dakota, 12/6/84
31 at Louisiana State, 12/18/54
- 30 vs. Iowa, 3/9/94
- 29 vs. Mississippi Valley St., 12/23/93

BLOCKED SHOTS

- 11 at Portland, 11/30/91
11 vs. Texas-Arlington, 12/22/90
11 vs. Ferris State, 11/28/88
11 vs. Rollins, 12/1/73
- 10 at Illinois, 1/22/92
10 vs. Southeast Missouri, 11/25/91
10 vs. Minnesota, 1/21/82
10 vs. Toledo, 11/29/82

STEALS

- 17 vs. Michigan State, 1/7/88
- 16 vs. Denver, 12/14/88
- 15 vs. Central Connecticut, 12/5/91
15 vs. Eastern Illinois, 12/5/88
15 vs. Nebraska-Omaha, 11/28/86
15 vs. Morgan State, 11/25/84

MISCELLANEOUS RECORDS

TEAM


Highest Associated Press Ranking: 12th, Jan. 9, 1994
 Highest CNN/USA Today Ranking: 12th, Jan. 9, 1994
 Most Weeks Ranked by Associated Press in a Season: 13, 1994
 Most Weeks Ranked by CNN/USA Today in a Season: 13, 1994
 Most Consecutive Weeks in Associated Press Rankings: 13, 1994
 Most Consecutive Weeks in CNN/USA Today Rankings: 11, 1994
 Consecutive Free Throws, Single Game: 23 vs. Michigan State, 3/1/54
 Fouls Committed, Single Game: 34 vs. Missouri, 3/19/94
 Largest Attendance, Single Game: 23,266 at Kentucky, 11/27/76
 Largest Attendance, Big Ten Game: 19,165 vs. Northwestern (Chicago Stadium), 2/15/47
 Largest Home Attendance, Single Game: 14,000, six times
 Largest Home Attendance, Season: 184,000 in 1994 (16 games)
 Largest Total Attendance, Season: 332,598 in 1994 (29 games)

INDIVIDUAL

Scoring Average (Big Ten Career): 21.1 by Clarence Sherrod, 1968-71
 Scoring Average (Big Ten Season): 24.8 by Clarence Sherrod, 1971
 Consecutive Free Throws: 35 by Wes Matthews, 12/12/79 - 1/5/80

THE LAST TIME ...

UW Defeated an AP Top 5 Team: Wisconsin 71, No. 3 Michigan 58, 3/2/94
 UW Defeated an AP No. 1 Team: Wisconsin 86, Ohio State 67, 3/3/62
 A Badger Scored 40 Points in a Game: 42 by Michael Finley at Eastern Michigan, 12/10/94
 2 Badgers Scored 30 Points in a Game: Joe Franklin (31) and Chuck Nagle (30) vs. Purdue, 3/2/68
 6 Badgers Scored in Double Figures: Larry Hisle (27), Tim Locum (17), Patrick Tompkins (16), Willie Simms (12), Louis Ely (12) and Kass Weaver (10) vs. Texas-Arlington, 12/22/90
 A Badger Had 20 Rebounds in a Game: 22 by Kerry Hughes vs. Iowa, 2/9/74



Wes Matthews made a school-record 35 consecutive free throws during the 1979-80 season.

Class Records

Freshman

Game 30 by Michael Finley vs. Michigan, 2/26/92
 Season 429 by James Gregory, 1977

Sophomore

Game 39 by Rick Olson vs. Michigan, 1/14/84
 Season 620 by Michael Finley, 1993

Junior

Game 42 by Ken Barnes vs. Indiana, 3/8/65
 Season 611 by Danny Jones, 1989

Senior

Game 42 by Michael Finley at E. Michigan, 12/10/94
 Season 574 by Trent Jackson, 1989

Rebounds

25 by Joe Chernelich vs. St. Mary's (CA), 12/2/76
 270 by James Gregory, 1977

26 by Mark Zubor vs. Gonzaga, 12/17/63
 344 by Jim Clinton, 1951

30 by Paul Morrow vs. Purdue, 1/3/53
 301 by Kim Hughes, 1973

27 by Joe Franklin vs. Purdue, 3/2/68
 334 by Joe Franklin, 1968

UW FIELD HOUSE RECORDS

POINTS

Team — 120, Wisconsin vs. Southern Methodist, 12/9/67
Individual — 50, Terry Dischinger (Purdue), 1/27/62

POINTS — BOTH TEAMS

204, Wisconsin (110) vs. Northwestern (94), 2/21/67
 204, Wisconsin (103) vs. Illinois (101), 2/19/62

POINTS IN A HALF

Team — 67, Wisconsin vs. Iowa, 1/25/88
Individual — 28, Dale Koehler vs. Michigan, 2/2/76 (second half); Tony Smith (Marquette), 2/19/90 (second half)

LARGEST UW WINNING MARGIN

55 over Denver (89-34), 12/14/88

FIELD GOALS MADE

Team — 48, Wisconsin vs. Southern Methodist, 12/9/67;
 Wisconsin vs. Gonzaga, 12/17/63
Individual — 17, Steve Alford (Indiana), 1/11/86; Rick Olson vs. San Francisco State, 12/2/85; Henry Wilmore (Michigan), 1/9/71; Terry Dischinger (Purdue), 1/27/62

FIELD GOAL ATTEMPTS

Team — 111, Wisconsin vs. Michigan Tech, 12/5/70
Individual — 37, Don Rehfeldt vs. Iowa, 2/28/49

FIELD GOAL PERCENTAGE

Team — .659 (29-44), Southern Indiana vs. Wisconsin, 12/8/90
Individual — .929 (13-14), Quinn Buckner (Indiana), 12/20/75

3-POINT FIELD GOALS

Team — 15, Wisconsin vs. Alcorn State, 12/29/93
Individual — 7, Dale Hanford (UW-Milwaukee), 11/27/93;
 Roosevelt Moore (Sam Houston State), 12/13/91; Larry Hisle vs. Texas-Arlington, 12/22/90; Tim Locum vs. Rollins, 12/15/89; Tim Locum vs. Butler, 12/5/87

3-POINT FIELD GOAL ATTEMPTS

Team — 31, Wisconsin vs. UW-Milwaukee, 11/27/93;
 Wisconsin vs. Northwestern, 2/3/93
Individual — 12, Tim Locum vs. Butler, 12/5/87; Michael Finley vs. Valparaiso, 12/6/94; Voshon Lenard (Minnesota), 1/14/95

3-POINT FIELD GOAL PERCENTAGE

Team — (min. 8 att.) .889 (8-9), Wisconsin vs. North Dakota State, 12/10/86
Individual — 1.000 (7-7), Larry Hisle vs. Texas-Arlington, 12/22/90

Top Scoring Games

TEAM

1. Wisconsin vs. SMU, 12/9/67 120
2. Wisconsin vs. Gonzaga, 12/17/63 115
3. Wisconsin vs. Michigan Tech, 12/5/70 114
4. Wisconsin vs. Iowa, 2/9/74 113
5. Wisconsin vs. Alcorn State, 12/29/92 110
 Wisconsin vs. Northwestern, 2/21/67 110

INDIVIDUAL

1. Terry Dischinger (Purdue), 1/27/62 50
2. Henry Wilmore (Michigan), 1/9/71 44
 Tony Smith (Marquette), 2/19/90 44
4. Ken Barnes vs. Indiana, 3/8/65 42
 Glenn Robinson (Purdue), 2/13/93 42

FREE THROWS MADE

Team — 40, Wisconsin vs. Minnesota, 1/12/53
Individual — 17, Dennis Hopson (Ohio State), 2/12/87; Dale Koehler vs. Loyola (IL), 12/6/75

FREE THROW ATTEMPTS

Team — 48, Wisconsin vs. Minnesota, 1/12/53
Individual — 23, Dale Koehler vs. Loyola (IL), 12/6/75

FREE THROW PERCENTAGE

Team — (min. 12 att.) 1.000, many times (Most — 25-25
 Purdue vs. Wisconsin, 2/7/76)
Individual — (min. 10 att.) 1.000, many times (Most — 14-14,
 Glenn Robinson (Purdue), 2/13/93; Rick Olson vs. Purdue,
 2/13/86)

REBOUNDS

Team — 79, Wisconsin vs. Michigan Tech, 12/5/70
Individual — 30, Paul Morrow vs. Purdue, 1/3/53

ASSISTS

Team — 31, Wisconsin vs. South Dakota, 12/6/84
Individual — 13, Tracy Webster vs. Michigan, 2/26/92

BLOCKED SHOTS

Team — 11, Wisconsin vs. Texas-Arlington, 12/22/90;
 Wisconsin vs. Ferris State, 11/28/88
Individual — 6, Rashard Griffith vs. Illinois, 2/4/95

STEALS

Team — 17, Wisconsin vs. Michigan State, 1/7/88
Individual — 10, Michael Finley vs. Purdue, 2/13/93

100-POINT GAMES

WISCONSIN

120 Southern Methodist (82), 12/9/67
 115 Mississippi Valley State (79), 12/23/93
 115 Gonzaga (71), 12/17/63
 114 Michigan Tech (70), 12/5/70
 113 Iowa (87), 2/9/74
 110 Alcorn State (81), 12/29/92
 110 Northwestern (94), 2/21/67
 108 Detroit Mercy (86), 12/23/92
 107 Michigan Tech (74), 12/1/71
 107 Louisiana State (68), 12/18/54
 106 UW-Milwaukee (84), 11/27/93
 105 Texas-Arlington (74), 12/22/90
 105 DePauw (63), 11/29/75
 105 at Indiana (94), 2/12/62
 105 vs. Dayton (93), 12/28/61
 104 Cal. State-L.A. (88), 12/27/85
 104 Northern Michigan (65), 12/11/71
 104 Purdue (84), 3/2/68
 104 vs. Arizona (77), 12/30/66
 104 vs. Georgia Tech (84), 12/28/63
 103 Cleveland State (78), 12/22/79
 103 Grambling (83), 12/29/93
 103 at Loyola Marymount (67), 12/4/93
 103 Michigan State (96), 2/22/75
 103 Illinois (101), 2/19/62
 102 Eastern Illinois (84), 12/1/70
 102 Illinois (92), 3/11/67
 102 * at Michigan (120), 2/12/66
 102 Indiana (96), 2/25/63
 102 North Dakota State (50), 1/23/62
 101 Northwestern (87), 2/3/93
 101 Charleston Southern (72), 12/14/92
 101 Illinois (75), 1/19/74
 101 Michigan State (74), 2/29/72
 100 Florida A&M (56), 11/26/83
 100 SIU-Edwardsville (74), 12/2/72
 100 * at Iowa (119), 2/10/70

OPPONENTS

120 at Michigan (102), 2/12/66
 119 at Iowa (100), 2/10/70
 114 at Indiana (61), 1/31/76
 111 at Minnesota (92), 2/1/64
 109 vs. Missouri (96), 3/19/94
 109 Minnesota (78), 2/12/94
 108 at Indiana (82), 2/24/64
 108 at Kentucky (85), 12/20/63
 107 at Michigan (86), 2/2/76
 107 at Purdue (80), 2/16/74
 106 Michigan (81), 1/8/76
 106 at Michigan State (90), 1/6/64
 106 Ohio State (69), 2/8/60
 105 at Iowa (65), 1/26/85
 105 at Michigan State (87), 1/25/75
 105 Minnesota (96), 3/2/64
 104 Iowa (89), 1/25/88
 104 at Minnesota (98), 3/6/71
 103 at Illinois (80), 1/12/89
 103 at Iowa (70), 3/10/88
 103 at Indiana (65), 1/15/87
 103 vs. Iowa State (79), 12/29/81
 103 Michigan (59), 2/22/64
 102 at UNLV (65), 12/28/87
 102 vs. Oral Roberts (69), 12/29/78
 101 at Iowa (48), 2/20/86
 101 at Northwestern (91), 2/13/71
 101 at Indiana (84), 2/25/69
 101 vs. West Virginia (93), 12/18/65
 101 Nebraska (88), 12/1/65
 101 at Indiana (87), 2/20/65
 101 Minnesota (91), 2/16/65
 101 Ohio State (85), 1/4/64
 101 * Illinois (103), 2/19/62
 101 vs. Cincinnati (71), 12/30/61
 100 at Northwestern (89), 3/6/93
 100 at Purdue (73), 1/19/86
 100 at Iowa (76), 2/17/73
 100 at UCLA (56), 12/28/66
 100 Ohio State (68), 1/30/61
 100 at Ohio State - 2OT (98), 1/14/56

* - losses

BIGGEST WINS AND LOSSES

BIGGEST WINS

- 55 Denver (89-34), 12/14/88
- 52 Morgan State (94-42), 12/23/79
- 52 N. Dakota State (102-50), 1/23/62
- 46 North Dakota (94-48), 12/7/68
- 44 Florida A&M (100-56), 11/26/83
- 44 California-Davis (97-53), 12/3/74
- 44 Michigan Tech (114-70), 12/5/70
- 44 Gonzaga (115-71), 12/17/63
- 44 Chicago (74-30), 2/8/43
- 42 DePauw (105-63), 11/29/75
- 42 Carroll (67-25), 12/1/45
- 41 DePauw (92-51), 12/15/73
- 41 South Dakota (94-53), 1/25/67
- 40 South Dakota (96-56), 12/6/84
- 40 Chicago (65-25), 2/22/41
- 39 Nebraska-Omaha (86-47), 11/28/86
- 39 Louisiana State (107-68), 12/18/54
- 38 So. Methodist (120-82), 12/9/67
- 37 Ferris State (98-61), 11/28/88
- 36 Miss. Valley State (115-79), 12/23/93
- 36 at Loyola-Mary. (103-67), 12/4/93
- 36 South Dakota (99-63), 12/2/61
- 36 Creighton (75-39), 1/8/49

BIGGEST HOME WINS

- 55 Denver (89-34), 12/14/88
- 52 Morgan State (94-42), 12/23/79
- 52 N. Dakota State (102-50), 1/23/62
- 46 North Dakota (94-48), 12/7/68
- 44 Florida A&M (100-56), 11/26/83
- 44 California-Davis (97-53), 12/3/74
- 44 Michigan Tech (114-70), 12/5/70
- 44 Gonzaga (115-71), 12/17/63
- 44 Chicago (74-30), 2/8/43
- 42 DePauw (105-63), 11/29/75
- 42 Carroll (67-25), 12/1/45
- 41 DePauw (92-51), 12/15/73
- 41 South Dakota (94-53), 1/25/67

BIGGEST ROAD WINS

- 36 at Loyola Marymount (103-67), 12/4/93
- 35 vs. Navy (93-58), 12/29/91
- 34 at Chicago (54-20), 2/9/42
- 32 vs. No. Illinois (95-63), 12/11/86
- 28 at Chicago (74-46), 3/4/44
- 27 vs. Arizona (104-77), 12/30/66
- 26 at Marquette (60-34), 12/31/48
- 25 vs. Nevada (86-61), 12/29/79
- 24 vs. Army (78-54), 12/30/79
- 24 at Northwestern (79-55), 2/4/56
- 22 at Ohio State (81-59), 1/11/95
- 22 at Marquette (94-72), 12/29/62
- 22 at Michigan (74-52), 2/21/53
- 22 at Northwestern (78-56), 1/17/53

BIGGEST LOSSES

- 53 at Iowa (48-101), 2/10/86
- 53 at Indiana (61-114), 1/3/76
- 44 at UCLA (56-100), 12/28/66
- 44 Michigan (59-103), 2/22/64
- 41 at UCLA (53-94), 11/25/72
- 41 at Rice (37-78), 12/6/58
- 40 at Iowa (65-105), 1/26/85
- 39 at Purdue (49-88), 1/11/75
- 39 at Illinois (54-93), 2/16/59
- 38 at Indiana (65-103), 1/15/87
- 37 at Minnesota (53-90), 1/12/94
- 37 at UNLV (65-102), 12/28/87
- 37 Ohio State (69-106), 2/8/60

BIGGEST HOME LOSSES

- 44 Michigan (59-103), 2/22/64
- 37 Ohio State (69-106), 2/8/60
- 32 Ohio State (68-100), 1/30/61
- 31 Minnesota (78-109), 2/12/94
- 31 Michigan State (57-88), 2/2/59
- 30 Iowa (38-68), 2/24/45
- 29 Indiana (67-96), 2/26/76
- 29 Marquette (47-76), 12/2/58
- 29 Ohio State (34-63), 2/9/45
- 28 Purdue (56-84), 3/3/88
- 28 Illinois (71-99), 2/19/55
- 26 Michigan State (65-91), 3/5/83
- 26 Illinois (51-77), 1/5/59

BIGGEST ROAD LOSSES

- 53 at Iowa (48-101), 2/10/86
- 53 at Indiana (61-114), 1/3/76
- 44 at UCLA (56-100), 12/28/66
- 41 at UCLA (53-94), 11/25/72
- 41 at Rice (37-78), 12/6/58
- 40 at Iowa (65-105), 1/26/85
- 39 at Purdue (49-88), 1/11/75
- 39 at Illinois (54-93), 2/16/59
- 38 at Indiana (65-103), 1/15/87
- 37 at Minnesota (53-90), 1/12/94
- 37 at UNLV (65-102), 12/28/87
- 35 at Indiana (58-93), 2/17/75

This section includes only games played in the "modern era" which began in the 1937-38 season, the first without the center jump after each goal scored.

Winning Streaks

ALL GAMES

Overall: 29 from 1912-13
 Season: 15 in 1912 and 1941
 Home (Overall): 33 from 1911-15
 Home (Season): 12 in 1994
 Road (Overall): 12 from 1912-13
 Road (Season): 7 in 1912


BIG TEN GAMES

Overall: 23 from 1912-13
 Season: 12 in 1912 and 1914
 Home (Overall): 20 from 1911-15
 Home (Season): 6 in 1912 and 1914
 Road (Overall): 11 from 1912-13
 Road (Season): 6 in 1912 and 1914


YEAR-BY-YEAR LEADERS



Litzow



Nagle



Chrnulich



Griffith

SCORING

Year	Name	G	PTS	AVG
1939	Dave Dupee	20	154	7.7
1940	Gene Englund	20	199	10.0
1941	Gene Englund	23	304	13.2
1942	John Kotz	21	325	15.5
1943	John Kotz	21	308	14.7
1944	Ray Patterson	21	295	14.0
1945	Ray Patterson	21	225	10.7
1946	Bob Cook	21	289	13.8
1947	Bob Cook	22	323	14.7
1948	Bob Cook	20	235	12.4
1949	Don Rehfeldt	22	381	17.3
1950	Don Rehfeldt	22	436	19.8
1951	Ab Nicholas	22	366	16.6
1952	Ab Nicholas	22	361	16.4
1953	Paul Murrow	22	352	16.0
1954	Dick Cable	22	301	13.7
1955	Dick Cable	22	442	20.1
1956	Dick Miller	22	429	19.5
1957	Bob Litzow	22	355	16.1
1958	Bob Litzow	22	324	14.7
1959	Bob Barneson	21	259	12.3
1960	Tom Hughbanks	24	312	13.0
1961	Tom Hughbanks	23	301	13.1
1962	Ken Siebel	24	392	16.3
1963	Jack Brens	24	425	17.8
1964	Ken Gustafson	24	359	14.9
1965	Mark Zubor	22	345	15.7
1966	Ken Gustafson	24	333	13.8
1967	Chuck Nagle	24	463	19.3
1968	Joe Franklin	24	544	22.7
1969	James Johnson	24	462	19.2
1970	Clarence Sherrod	24	538	22.4
1971	Clarence Sherrod	14	570	23.8
1972	Leon Howard	23	378	16.4
1973	Leon Howard	24	431	18.0
1974	Kim Hughes	24	367	15.3
1975	Bruce McCauley	25	418	16.7
1976	Dale Koehler	26	505	19.4
1977	James Gregory	27	429	15.9
1978	Wes Matthews	14	203	14.5
1979	Wes Matthews	27	499	18.5
1980	Wes Matthews	28	549	19.6

1981	Claude Gregory	27	550	20.4
1982	Brad Sellers	27	378	14.0
1983	Cory Blackwell	28	511	18.3
1984	Cory Blackwell	28	529	18.9
1985	Scott Roth	28	513	18.3
1986	Rick Olson	28	571	20.4
1987	J.J. Weber	31	469	15.1
1988	Trent Jackson	28	546	19.5
1989	Danny Jones	30	611	20.4
1990	Danny Jones	31	548	17.7
1991	Willie Simms	29	421	14.5
1992	Tracy Webster	31	537	17.3
1993	Michael Finley	28	620	22.1
1994	Michael Finley	29	592	20.4
1995	Michael Finley	27	554	20.5

REBOUNDING

Year	Name	G	REB	AVG
1951	Jim Clinton	22	344	15.6
1952	Paul Morrow	22	290	13.2
1953	Records Incomplete	—	—	—
1954	Paul Morrow	22	194	9.6
1955	Curt Mueller	19	110	5.8
1956	Curt Mueller	22	207	9.4
1957	Ray Gross	21	165	7.9
1958	Ray Gross	22	156	7.1
1959	Bob Barneson	21	152	7.2
1960	Fred Clow	24	234	9.8
1961	Tom Hughbanks	23	198	8.6
1962	Tom Gwyn	24	192	8.0
1963	Jack Brens	24	306	12.8
1964	Ken Gustafson	24	235	9.8
1965	Ken Barnes	20	176	8.8
1966	Joe Franklin	24	235	9.8
1967	Joe Franklin	24	289	12.0
1968	Joe Franklin	24	334	13.9
1969	James Johnson	24	210	8.8
1970	Albert Henry	24	265	11.0
1971	Glen Richgels	24	254	10.6
1972	Kim Hughes	24	239	10.0
1973	Kim Hughes	24	301	12.5
1974	Kim Hughes	24	266	11.1
1975	Dale Koehler	21	213	10.1
1976	Dale Koehler	26	263	10.1

1977	James Gregory	27	270	10.0
1978	Joe Chrnulich	27	182	6.7
1979	Claude Gregory	27	236	8.7
1980	Claude Gregory	29	254	8.8
1981	Claude Gregory	27	249	9.2
1982	Brad Sellers	27	254	9.4
1983	Brad Sellers	28	219	7.8
1984	Cory Blackwell	28	243	8.7
1985	J.J. Weber	28	162	5.8
1986	Rod Ripley	28	194	6.9
1987	J.J. Weber	31	251	8.1
1988	Danny Jones	26	121	4.7
1989	Danny Jones	30	141	4.7
1990	Patrick Tompkins	28	178	6.4
1991	Patrick Tompkins	30	264	8.8
1992	Michael Finley	31	152	4.9
1993	Michael Finley	28	161	5.8
1994	Rashard Griffith	25	212	8.5
1995	Rashard Griffith	26	281	10.8

FIELD GOAL PERCENTAGE

Year	Name	FG	FGA	PCT
1947	Bob Cook	124	358	.346
1948	Don Rehfeldt	86	258	.333
1949	Don Rehfeldt	146	436	.335
1950	Don Rehfeldt	170	505	.337
1951	Ab Nicholas	130	378	.344
1952	Dick Cable	50	128	.391
1953	Charles Siefert	99	264	.375
1954	Dick Cable	116	266	.436
1955	John Parker	75	177	.424
1956	Dick Miller	142	344	.413
1957	Walter Holt	46	101	.455
1958	Walter Holt	112	225	.498
1959	Bob Barneson	93	234	.397
1960	Marty Gharrity	119	244	.488
1961	Ken Siebel	108	250	.432
1962	Ken Siebel	144	318	.453
1963	Tom Gwyn	108	221	.489
1964	Tom O'Melia	77	159	.484
1965	Mark Zubor	137	290	.472
1966	Dennis Sweeney	67	137	.489
1967	Jim Johnson	104	228	.456
1968	Joe Franklin	202	402	.502
1969	James Johnson	164	401	.409
1970	Albert Henry	152	321	.474
1971	Glen Richgels	126	264	.477
1972	Kim Hughes	113	242	.467
1973	Kim Hughes	144	291	.495
1974	Gary Anderson	142	284	.500
1975	Dale Koehler	155	307	.505
1976	Al Rudd	81	142	.570
1977	Joe Chrnulich	122	227	.537
1978	Bill Pearson	87	170	.512
1979	Larry Petty	106	204	.520
1980	Joe Chrnulich	123	230	.535
1981	Larry Petty	172	348	.494
1982	Brad Sellers	167	351	.476

1983	Brad Sellers	189	372	.508
1984	Scott Roth	151	304	.497
1985	Scott Roth	198	365	.542
1986	Shelton Smith	84	153	.549
1987	J.J. Weber	182	324	.562
1988	Danny Jones	176	309	.570
1989	Kurt Portmann	63	113	.558
1990	Willie Simms	153	284	.539
1991	Patrick Tompkins	164	258	.636
1992	Carlton McGee	123	222	.554
1993	Jeff Petersen	58	93	.624
1994	Jeff Petersen	93	157	.592
1995	Rashard Griffith	167	295	.566

Minimum 2 made per game

3-POINT FIELD GOAL PCT.

Year	Name	3P	3PA	PCT
1983	Rick Olson	18	48	.375
1987	Trent Jackson	46	103	.447
1988	Trent Jackson	74	164	.451
1989	Tim Locum	54	111	.486
1990	Tim Locum	67	143	.469
1991	Tim Locum	65	134	.485
1992	Tracy Webster	75	153	.490
1993	Andy Kilbride	49	107	.458
1994	Andy Kilbride	54	131	.412
1995	Andy Kilbride	54	134	.403

Minimum 1.5 made per game

FREE THROW PERCENTAGE

Year	Name	FT	FTA	PCT
1947	Bob Cook	75	101	.743
1948	Bob Cook	73	97	.754
1949	Don Rehfeldt	89	129	.690
1950	Don Rehfeldt	96	147	.653
1951	Ab Nicholas	106	149	.711
1952	Ab Nicholas	121	176	.687
1953	Dick Cable	81	110	.736
1954	Dick Cable	69	92	.750
1955	Dick Miller	87	109	.798
1956	Dick Miller	145	181	.801
1957	Bob Litzow	55	92	.598
1958	Walter Holt	71	90	.789
1959	Bob Barneson	73	108	.676
1960	Marty Gharrity	74	92	.804
1961	Ken Siebel	67	97	.691
1962	Ken Siebel	104	155	.671
1963	Ken Siebel	111	158	.703
1964	Mark Zubor	69	99	.697
1965	Ken Barnes	62	84	.738
1966	Mike Carlin	70	90	.778
1967	Chuck Nagle	87	117	.744
1968	James Johnson	95	130	.731
1969	Clarence Sherrod	92	120	.767
1970	Clarence Sherrod	168	202	.832
1971	Clarence Sherrod	148	200	.740
1972	Lee Oler	84	106	.792
1973	Leon Howard	117	157	.745
1974	Kim Hughes	57	92	.620
1975	Mike McCauley	98	125	.784
1976	Dale Koehler	125	165	.758

1977	James Gregory	97	139	.698
1978	Bill Pearson	74	95	.779
1979	Wes Matthews	109	139	.784
1980	Wes Matthews	127	143	.888
1981	Claude Gregory	152	202	.752
1982	Cory Blackwell	71	103	.689
1983	Brad Sellers	82	99	.828
1984	Scott Roth	76	96	.792
1985	Rick Olson	73	82	.890
1986	Rick Olson	97	110	.882
1987	J.J. Weber	105	141	.745
1988	Trent Jackson	88	106	.830
1989	Danny Jones	149	199	.749
1990	Willie Simms	92	146	.630
1991	Patrick Tompkins	95	147	.646
1992	Tracy Webster	90	115	.783
1993	Tracy Webster	72	89	.809
1994	Michael Finley	110	140	.786
1995	Michael Finley	140	181	.773

Minimum 2.5 made per game

ASSISTS

Year	Name	G	AST	AVG
1974	Marcus McCoy	24	74	3.1
1975	Bruce McCauley	25	88	3.5
1976	James Smith	23	76	3.3
1977	Bob Falk	27	93	3.4
	Arnold Gaines	27	93	3.4
1978	Arnold Gaines	26	80	3.1
1979	Wes Matthews	27	106	3.9
1980	Wes Matthews	28	118	4.2
1981	Dan Hastings	27	85	3.1
1982	Carl Golston	27	93	3.4
1983	Rick Olson	28	83	3.0
1984	Scott Roth	28	87	3.1
1985	Mike Heineman	25	111	4.4
1986	Mike Heineman	22	100	4.5
1987	Mike Heineman	28	137	4.9
1988	Tom Molaski	28	104	3.7
1989	Tom Molaski	30	108	3.6
1990	Willie Simms	30	97	3.2
1991	Willie Simms	29	98	3.4
1992	Tracy Webster	31	151	4.9
1993	Tracy Webster	28	179	6.4
1994	Tracy Webster	29	171	5.9
1995	Michael Finley	27	108	4.0

BLOCKED SHOTS

Year	Name	G	BLK	AVG
1978	Claude Gregory	27	21	0.8
1979	Claude Gregory	27	21	0.8
1980	Claude Gregory	29	20	0.7
1981	Claude Gregory	27	26	1.0
1982	Brad Sellers	27	52	1.9
1983	Brad Sellers	28	68	2.4
1984	David Miller	27	11	0.4
1985	John Ploss	28	20	0.7
1986	J.J. Weber	28	28	1.0
1987	J.J. Weber	31	45	1.5
1988	Kurt Portmann	28	25	0.9
1989	Kurt Portmann	30	34	1.1
1990	Kurt Portmann	31	30	1.0

1991	Patrick Tompkins	30	25	0.8
1992	Louis Ely	30	41	1.4
1993	Louis Ely	28	31	1.1
1994	Rashard Griffith	25	66	2.6
1995	Rashard Griffith	26	58	2.2

STEALS

Year	Name	G	ST	AVG
1978	Arnold Gaines	26	28	1.1
1979	Wes Matthews	27	53	2.0
1980	Wes Matthews	28	42	1.5
1981	John Bailey	27	39	1.4
1982	John Bailey	27	37	1.4
1983	Cory Blackwell	28	39	1.4
1984	Scott Roth	28	43	1.5
1985	Mike Heineman	25	33	1.3
1986	Rick Olson	28	33	1.2
1987	J.J. Weber	31	41	1.3
1988	Trent Jackson	28	59	2.1
1989	Trent Jackson	30	50	1.7
1990	Willie Simms	30	33	1.1
	Tim Locum	30	33	1.1
1991	Willie Simms	29	27	0.9
1992	Tracy Webster	31	48	1.5
1993	Tracy Webster	28	66	2.4
1994	Tracy Webster	29	69	2.4
1995	Michael Finley	27	52	1.9

MINUTES PLAYED

Year	Name	G	MIN	AVG
1978	Arnold Gaines	26	782	30.1
1979	Wes Matthews	27	986	36.5
1980	Claude Gregory	29	1001	34.5
1981	Claude Gregory	27	989	36.6
1982	Brad Sellers	27	964	35.7
1983	Brad Sellers	28	1009	36.0
1984	Cory Blackwell	28	1045	37.3
1985	Rick Olson	28	970	34.6
1986	Rick Olson	28	983	35.1
1987	J.J. Weber	31	993	32.0
1988	Trent Jackson	28	1032	36.9
1989	Trent Jackson	30	1099	36.6
1990	Danny Jones	31	1043	33.6
1991	Patrick Tompkins	30	1091	36.4
1992	Tracy Webster	31	1077	34.7
1993	Michael Finley	28	979	35.0
1994	Michael Finley	29	1046	36.1
1995	Michael Finley	27	1000	37.0

STATISTICAL HISTORY

Year	G	FG	FGA	PCT	3P	3PA	PCT	FT	FTA	PCT	REB	AVG	A	TO	BK	ST	PTS	AVG
1946-47	22	453	1590	.285	—	—	—	322	522	.617	—	—	—	—	—	—	1228	55.8
Opp.	22	445	1796	.248	—	—	—	276	481	.574	—	—	—	—	—	—	1166	53.0
1947-48	20	375	1407	.267	—	—	—	297	460	.646	—	—	—	—	—	—	1047	52.4
Opp.	20	404	1461	.277	—	—	—	260	430	.605	—	—	—	—	—	—	1068	53.4
1948-49	22	417	1499	.278	—	—	—	352	575	.612	—	—	—	—	—	—	1186	53.9
Opp.		Records Incomplete																
1949-50	22	476	1631	.292	—	—	—	326	565	.577	—	—	—	—	—	—	1278	58.1
Opp.	22	463	1677	.276	—	—	—	231	393	.588	—	—	—	—	—	—	1157	52.6
1950-51	22	456	1502	.304	—	—	—	338	561	.603	1099	49.9	306	—	—	—	1250	56.8
Opp.	22	498	1710	.291	—	—	—	256	429	.598	—	—	—	—	—	—	1252	56.9
1951-52	22	450	1518	.296	—	—	—	380	574	.662	930	42.3	267	—	—	—	1280	58.1
Opp.	22	519	1595	.326	—	—	—	312	480	.650	919	41.8	247	—	—	—	1310	59.6
1952-53	22	486	1497	.326	—	—	—	473	717	.660	—	—	—	—	—	—	1447	65.8
Opp.	22	469	1562	.300	—	—	—	413	659	.627	—	—	—	—	—	—	1361	61.9
1953-54	22	504	1409	.358	—	—	—	486	695	.699	745	33.9	—	—	—	—	1494	67.9
Opp.	22	469	1522	.309	—	—	—	455	716	.635	—	—	—	—	—	—	1393	63.3
1954-55	22	541	1463	.370	—	—	—	495	693	.714	793	36.1	—	—	—	—	1577	71.7
Opp.	22	574	1492	.385	—	—	—	450	647	.695	737	33.5	—	—	—	—	1598	72.6
1955-56	22	550	1500	.367	—	—	—	430	653	.659	973	44.2	—	—	—	—	1530	69.5
Opp.	22	570	1505	.379	—	—	—	455	678	.671	928	42.2	—	—	—	—	1595	72.5
1956-57	22	510	1491	.342	—	—	—	296	501	.591	862	39.2	—	—	—	—	1316	59.8
Opp.	22	563	1526	.369	—	—	—	385	580	.664	982	44.6	—	—	—	—	1511	68.7
1957-58	22	555	1551	.358	—	—	—	272	434	.627	842	38.3	—	—	—	—	1382	62.8
Opp.	22	579	1600	.362	—	—	—	369	546	.676	957	43.5	—	—	—	—	1527	69.4
1958-59	22	523	1526	.343	—	—	—	330	579	.569	935	42.5	—	—	—	—	1376	62.6
Opp.	22	700	1637	.428	—	—	—	343	518	.662	1187	53.9	—	—	—	—	1743	79.2
1959-60	24	710	1723	.412	—	—	—	323	500	.646	1031	42.9	—	—	—	—	1743	72.6
Opp.	24	781	1810	.431	—	—	—	375	577	.649	1149	47.9	—	—	—	—	1935	80.6
1960-61	24	679	1753	.387	—	—	—	338	538	.628	1122	46.8	—	—	—	—	1696	70.7
Opp.	24	702	1727	.407	—	—	—	396	599	.661	1104	46.0	—	—	—	—	1800	75.0
1961-62	24	793	1812	.437	—	—	—	446	666	.670	1177	49.1	—	—	—	—	2032	84.7
Opp.	24	745	1801	.414	—	—	—	421	609	.692	1096	45.7	—	—	—	—	1911	79.6
1962-63	24	727	1652	.440	—	—	—	348	526	.662	1196	49.8	—	—	—	—	1802	75.1
Opp.	24	694	1805	.385	—	—	—	336	514	.654	1064	44.3	—	—	—	—	1720	71.7
1963-64	24	780	1915	.407	—	—	—	407	612	.665	1173	48.9	—	—	—	—	1967	81.9
Opp.	24	832	1839	.452	—	—	—	418	606	.690	1297	54.1	—	—	—	—	2082	86.8
1964-65	22	680	1587	.429	—	—	—	343	536	.640	969	44.1	—	—	—	—	1703	77.4
Opp.	22	673	1580	.426	—	—	—	410	565	.726	1082	49.2	—	—	—	—	1756	79.8
1965-66	24	725	1665	.435	—	—	—	398	588	.676	1075	44.8	—	—	—	—	1848	77.0
Opp.	24	745	1790	.416	—	—	—	426	599	.724	1152	48.0	—	—	—	—	1916	79.5
1966-67	24	753	1738	.433	—	—	—	457	658	.695	1207	50.3	—	—	—	—	1963	81.8
Opp.	24	772	1810	.427	—	—	—	415	638	.651	1217	50.7	—	—	—	—	1959	81.6
1967-68	24	750	1687	.445	—	—	—	422	632	.668	1136	47.3	—	—	—	—	1922	80.1
Opp.	24	732	1702	.430	—	—	—	411	563	.730	1085	45.2	—	—	—	—	1875	78.1
1968-69	24	633	1591	.398	—	—	—	424	617	.687	1091	45.5	—	—	—	—	1690	70.4
Opp.	24	608	1461	.416	—	—	—	476	688	.692	1079	44.9	—	—	—	—	1692	70.5
1969-70	24	707	1672	.423	—	—	—	429	609	.704	1142	47.6	—	—	—	—	1843	76.8
Opp.	24	727	1669	.436	—	—	—	483	687	.703	1118	46.6	—	—	—	—	1937	80.7

RECORDS

Year	G	FG	FGA	PCT	3P	3PA	PCT	FT	FTA	PCT	REB	AVG	A	TO	BK	ST	PTS	AVG
1970-71	24	792	1831	.433	—	—	—	463	658	.704	1268	52.8	—	—	—	—	2047	86.3
Opp.	24	805	1820	.442	—	—	—	417	600	.695	1164	48.5	—	—	—	—	2027	84.5
1971-72	24	747	1714	.436	—	—	—	427	613	.697	1160	48.3	—	—	—	—	1921	80.0
Opp.	24	664	1514	.439	—	—	—	446	685	.651	1082	45.1	—	—	—	—	1774	73.9
1972-73	24	740	1725	.429	—	—	—	326	487	.669	1245	51.9	—	—	—	—	1806	75.3
Opp.	24	732	1809	.405	—	—	—	332	494	.672	1140	47.5	—	—	—	—	1796	74.8
1973-74	24	766	1680	.456	—	—	—	295	422	.699	1169	48.7	378	—	—	—	1827	76.1
Opp.	24	653	1574	.415	—	—	—	270	391	.690	914	38.0	277	—	—	—	1576	65.7
1974-75	26	759	1818	.417	—	—	—	335	482	.695	1104	42.5	430	—	—	—	1853	71.3
Opp.	26	814	1711	.476	—	—	—	398	557	.715	1158	44.5	515	—	—	—	2026	77.9
1975-76	26	783	1808	.433	—	—	—	431	600	.718	1131	43.5	448	—	—	—	1997	76.8
Opp.	26	836	1825	.458	—	—	—	467	656	.712	1241	47.7	488	—	—	—	2139	82.3
1976-77	27	737	1738	.424	—	—	—	387	572	.677	1132	41.9	338	—	—	—	1861	68.9
Opp.	27	800	1758	.455	—	—	—	398	561	.709	1100	40.7	405	—	—	—	1998	74.0
1977-78	27	758	1735	.437	—	—	—	397	592	.671	1075	39.8	340	494	59	155	1913	70.9
Opp.	27	794	1618	.491	—	—	—	451	627	.719	1009	37.4	381	511	94	129	2039	75.5
1978-79	27	760	1728	.440	—	—	—	363	545	.666	1048	38.8	377	495	66	203	1883	69.7
Opp.	27	776	1604	.484	—	—	—	433	603	.718	993	36.8	427	528	112	147	1985	73.5
1979-80	29	783	1666	.470	—	—	—	457	638	.716	1062	36.6	380	513	65	151	2023	69.8
Opp.	29	749	1620	.462	—	—	—	413	578	.715	923	31.8	335	510	93	164	1911	65.9
1980-81	27	690	1498	.461	—	—	—	376	558	.667	898	32.9	339	455	64	151	1756	65.5
Opp.	27	718	1446	.498	—	—	—	410	587	.700	882	32.7	330	462	58	185	1846	68.9
1981-82	27	721	1664	.433	—	—	—	293	426	.688	911	33.8	351	450	83	154	1735	64.3
Opp.	27	768	1502	.511	—	—	—	452	645	.701	984	36.4	379	472	78	153	1988	73.7
1982-83	28	739	1678	.440	22	68	.324	314	433	.725	901	32.2	351	409	91	160	1813	64.8
Opp.	28	771	1571	.491	30	68	.441	421	593	.710	1025	36.6	381	451	112	157	1994	71.2
1983-84	28	743	1579	.471	—	—	—	413	545	.758	833	29.8	403	379	45	146	1899	66.0
Opp.	28	791	1447	.547	—	—	—	417	590	.707	855	30.5	459	433	77	178	1999	71.4
1984-85	28	803	1646	.488	—	—	—	361	496	.728	900	32.1	456	374	61	149	1967	70.3
Opp.	28	807	1659	.486	—	—	—	399	555	.719	965	34.5	426	392	60	162	2013	71.9
1985-86	28	814	1686	.483	—	—	—	368	502	.733	892	31.9	442	382	51	181	1996	71.3
Opp.	28	846	1637	.517	—	—	—	399	541	.738	947	33.8	412	418	74	169	2091	74.7
1986-87	31	813	1696	.479	160	358	.447	407	596	.683	982	31.7	506	482	83	185	2193	70.7
Opp.	31	846	1793	.472	87	233	.373	434	636	.682	1087	35.1	479	451	84	234	2213	71.4
1987-88	28	710	1539	.461	126	292	.432	387	569	.680	841	30.0	442	429	68	196	1933	69.0
Opp.	28	784	1585	.495	108	264	.409	408	560	.729	968	34.6	462	461	84	199	2084	74.4
1988-89	30	774	1546	.501	146	326	.448	406	606	.670	859	28.6	450	401	86	220	2100	70.0
Opp.	30	699	1503	.465	105	267	.393	438	606	.723	885	29.5	367	470	71	162	1941	64.7
1989-90	31	744	1558	.478	121	311	.408	416	642	.648	933	30.1	445	450	78	195	2031	65.5
Opp.	31	721	1591	.453	117	313	.374	445	622	.715	951	30.7	363	440	59	189	2004	64.6
1990-91	30	743	1476	.503	186	450	.413	451	661	.682	900	30.0	469	482	96	160	2123	70.8
Opp.	30	801	1701	.471	134	370	.362	358	517	.693	893	29.8	410	386	62	221	2094	69.8
1991-92	31	792	1689	.469	179	420	.426	463	682	.679	966	31.2	416	456	153	208	2226	71.8
Opp.	31	790	1697	.466	124	327	.379	503	689	.730	1036	33.4	417	493	101	217	2207	71.2
1992-93	28	793	1754	.452	219	570	.384	341	519	.676	910	32.5	408	414	90	214	2156	77.0
Opp.	28	755	1599	.472	104	315	.330	504	681	.740	1043	37.3	375	506	89	194	2118	75.6
1993-94	29	816	1755	.465	225	609	.369	402	599	.671	1090	37.6	472	449	135	201	2259	77.9
Opp.	29	736	1754	.420	156	466	.335	471	667	.706	1055	36.4	383	442	83	241	2099	72.4
1994-95	27	672	1611	.417	186	561	.332	440	687	.640	1062	39.3	343	448	103	172	1970	73.0
Opp.	27	661	1612	.410	140	441	.317	472	696	.678	1061	39.3	328	428	86	181	1934	71.6

1,000-POINT SCORERS

1. MICHAEL FINLEY — 2,147

The 12th-leading scorer in Big Ten history (all games) ... ranks seventh in conference scoring annals in league games with 1,385 points ... three-time (1993, '94, '95) Associated Press honorable mention all-America choice ... twice (1993, '95) named first-team all-Big Ten ... only player in Badger history to score 500 points in three different seasons ... also the only player in UW history to average better than 20 points per game in three different years ... ranks first or second in 11 different UW career statistical categories ... school's career leader in points, field goals, field goal attempts, free throws and three-point field goal attempts ... a first-round draft choice (21st overall) of the NBA's Phoenix Suns in 1995.



Season	G	FG-A	PCT	3P-A	PCT	FT-A	PCT	PTS	AVG
1991-92	31	130-287	.453	26-72	.361	95-128	.742	381	12.3
1992-93	28	223-478	.467	63-173	.364	111-144	.771	620	22.1
1993-94	29	208-446	.466	66-182	.363	110-140	.786	592	20.4
1994-95	27	178-470	.379	58-204	.284	140-181	.773	554	20.5
Totals	115	739-1681	.440	213-631	.338	456-593	.768	2147	18.7

2. DANNY JONES — 1,854

Ranks in top three in seven different career statistical categories at UW ... Wisconsin's career leader in free throw attempts with 599 ... AP honorable mention all-America in 1988-89 ... two-time team captain (1988-89, '89-90) ... Badger MVP in 1989-90 ... second-team all-Big Ten in 1989-90 and 1988-89, and third-team all-Big Ten by UPI in 1987-88 ... named Badgers' Most Improved Player in 1987-88 ... led Badgers in scoring in 1988-89 and 1989-90 ... led UW in rebounding in 1987-88 and 1988-89 ... set then-school record for points in a season when he scored 611 in 1988-89 ... scored in double figures in 91 games for Badgers, including a stretch of 33 straight.



Season	G	FG-A	PCT	3P-A	PCT	FT-A	PCT	PTS	AVG
1986-87	31	101-181	.558	0-0	—	52-88	.591	254	8.2
1987-88	26	176-309	.570	0-1	.000	89-124	.718	441	17.0
1988-89	30	231-449	.514	0-2	.000	149-199	.749	611	20.4
1989-90	31	215-412	.522	0-4	.000	118-188	.628	548	17.7
Totals	118	723-1351	.535	0-7	.000	408-599	.681	1854	15.7

3. CLAUDE GREGORY — 1,745

UW's career rebounding leader (904) ... a second-team all-Big Ten selection in 1980-81 and a third-team all-conference choice in 1979-80 ... led team in scoring and rebounding in 1980-81 en route to Badger MVP honors ... also led UW in rebounding in 1978-79 and 1979-80 ... scored in double figures in 80 games ... named team's Most Improved Player in 1977-78 ... brother, James, played at UW from 1976-78 ... second-round draft choice (41st overall) of Washington in 1981 NBA Draft.



Season	G	FG-A	PCT	3P-A	PCT	FT-A	PCT	PTS	AVG
1977-78	27	92-245	.376	—	—	70-99	.707	254	9.4
1978-79	27	168-385	.436	—	—	71-106	.670	407	15.1
1979-80	29	197-424	.465	—	—	140-189	.741	534	18.4
1980-81	27	199-438	.454	—	—	152-202	.752	550	20.4
Totals	110	656-1492	.440	—	—	433-596	.727	1745	15.9

4. RICK OLSON — 1,736

Wisconsin's career leader in minutes played (3,962) and tied with Michael Finley in games started with 112 ... started every game during his four-year career ... also UW's career leader in free throw percentage (.870) ... team captain, MVP and leading scorer as a senior in 1985-86 ... third-team all-Big Ten in 1985-86 and honorable mention all-Big Ten in 1984-85 ... set then-Big Ten record for consecutive free throws made when he connected on 36 straight during 1984 and 1985 ... selected in seventh round (158th overall) of 1986 NBA Draft by Houston.




Season	G	FG-A	PCT	3P-A	PCT	FT-A	PCT	PTS	AVG
1982-83	28	129-326	.398	18-48	.375	31-41	.756	307	11.0
1983-84	28	166-337	.493	—	—	59-66	.894	391	14.0
1984-85	28	197-397	.496	—	—	73-82	.890	467	16.7
1985-86	28	237-485	.489	—	—	97-110	.882	571	20.4
Totals	112	729-1545	.472	18-48	.375	260-299	.870	1736	15.5

5. TRENT JACKSON — 1,545

Earned second-team all-Big Ten honors from AP in 1988-89, while leading Badgers to their first postseason tournament bid since 1947 ... team MVP in 1987-88 and 1988-89 ... also captained squad in 1988-89 ... a third-team all-Big Ten choice by UPI in 1987-88 ... tabbed UW's Most Improved Player in 1986-87 ... led team in scoring in 1987-88 ... still holds school record for minutes in a season with 1,099 in 1988-89.



Season	G	FG-A	PCT	3P-A	PCT	FT-A	PCT	PTS	AVG
1985-86	13	35-83	.422	—	—	5-10	.500	75	5.8
1986-87	28	129-289	.446	46-103	.447	46-59	.780	350	12.5
1987-88	28	192-426	.451	74-164	.451	88-106	.830	546	19.5
1988-89	30	201-408	.493	73-163	.448	99-133	.744	574	19.1
Totals	99	557-1206	.462	193-430	.449	238-308	.773	1545	15.6



Trent Jackson is the fifth-leading scorer in Wisconsin history.

6. CLARENCE SHERROD — 1,408

UW's career leader in scoring average (19.6 ppg) ... second-team all-Big Ten choice in 1969-70 and 1970-71 ... academic all-Big Ten in 1969-70 ... team co-captain in 1970-71 ... led team in scoring in 1969-70 and 1970-71 ... registered UW-record 40 consecutive games scoring in double figures ... still holds Badger single-season marks for scoring average (23.8) and field goal attempts (519), both set in 1970-71 ... made UW-record 168 free throws in 1969-70 ... seven career 30-point games ... chosen by Chicago in eighth round (134th overall) of 1971 NBA Draft.



Season	G	FG-A	PCT	3P-A	PCT	FT-A	PCT	PTS	AVG
1968-69	24	104-273	.381	—	—	92-120	.767	300	12.5
1969-70	24	185-438	.420	—	—	168-202	.832	538	22.4
1970-71	24	211-519	.407	—	—	148-200	.740	570	23.8
Totals	72	500-1230	.407	—	—	408-522	.782	1408	19.6

7. CORY BLACKWELL — 1,405

A first-team all-Big Ten selection in 1983-84 ... garnered AP honorable mention all-America honors ... two-time team MVP (1982-83 and 1983-84) ... third-team all-Big Ten in 1982-83 ... 36 straight games scoring in double figures ... selected by Seattle in second round (29th overall) of 1984 NBA Draft.



Season	G	FG-A	PCT	3P-A	PCT	FT-A	PCT	PTS	AVG
1981-82	27	147-330	.445	—	—	71-103	.689	365	13.5
1982-83	28	215-465	.462	1-4	.250	80-113	.708	511	18.3
1983-84	28	201-439	.458	—	—	127-181	.702	529	18.9
Totals	83	563-1234	.456	1-4	.250	278-397	.700	1405	16.9

8. TRACY WEBSTER — 1,264

Second-team all-Big Ten in 1991-92, third-team in 1992-93 and honorable mention in 1993-94 ... Wisconsin's career leader in assists (501) and steals (183) ... his 179 assists in 1992-93 are single-season school standard, as are his 69 steals in 1993-94 ... holds UW single-season marks for three-point field goals made (75) and three-point field goal percentage (.490), both in 1991-92 ... team MVP in 1991-92 ... three-time team captain (1991-92, '92-93 and '93-94).



Season	G	FG-A	PCT	3P-A	PCT	FT-A	PCT	PTS	AVG
1991-92	31	186-419	.444	75-153	.490	90-115	.783	537	17.3
1992-93	28	139-354	.393	45-134	.336	72-89	.809	395	14.1
1993-94	29	120-272	.441	47-119	.395	45-63	.714	332	11.4
Totals	88	445-1045	.426	167-406	.411	207-267	.775	1264	14.4

9. WES MATTHEWS — 1,251

Second-team all-Big Ten in 1979-80 and third-team all-league honors from UPI in 1978-79 ... team MVP in 1978-79 ... career .817 free-throw shooter, including .888 in final season with Badgers ... made school-record 35 straight free throws during 1979-80 campaign ... left school as UW's No. 2 career scorer ... led team in scoring in each of his three seasons ... selected in first round (14th overall) of 1980 NBA Draft by Washington.



Season	G	FG-A	PCT	3P-A	PCT	FT-A	PCT	PTS	AVG
1977-78	14	83-197	.421	—	—	37-52	.712	203	14.5
1978-79	27	195-417	.468	—	—	109-139	.784	499	18.5
1979-80	28	211-412	.512	—	—	127-143	.888	549	19.6
Totals	69	489-1026	.477	—	—	273-334	.817	1251	18.1

10. JOE FRANKLIN — 1,215

A first-team all-Big Ten choice in 1967-68 ... UW's career rebounding average leader (11.9) and the school's No. 2 rebounder overall ... led team in rebounding in each of his three seasons ... team MVP in 1966-67 and 1967-68 ... team captain in 1967-68 ... chosen in fifth round (63rd overall) of 1968 NBA Draft by Milwaukee.



Season	G	FG-A	PCT	3P-A	PCT	FT-A	PCT	PTS	AVG
1965-66	24	118-281	.419	—	—	48-99	.485	284	11.8
1966-67	24	139-316	.440	—	—	109-167	.653	387	16.1
1967-68	24	202-402	.502	—	—	140-210	.667	544	22.7
Totals	72	459-999	.459	—	—	297-476	.624	1215	16.9

11. DALE KOEHLER — 1,200

Two-time team MVP and two-time team captain (1974-75 and 1975-76) ... also led team in scoring and rebounding his last two seasons ... registered 28 straight games scoring in double figures ... connected on school-record 17 free throws vs. Loyola (Ill.) on Dec. 6, 1975 ... set then-school record for points in a half when he tallied 28 in second half vs. Michigan on Feb. 2, 1976 ... selected by Cleveland in eighth round (123rd overall) of 1976 NBA Draft.




Season	G	FG-A	PCT	3P-A	PCT	FT-A	PCT	PTS	AVG
1972-73	7	4-11	.364	—	—	3-6	.500	11	1.6
1973-74	24	129-273	.473	—	—	44-73	.603	302	12.6
1974-75	21	155-307	.505	—	—	72-109	.661	382	18.2
1975-76	26	190-437	.435	—	—	125-165	.758	505	19.4
Totals	78	478-1028	.465	—	—	244-353	.691	1200	15.4

12. DICK CABLE — 1,180

Team MVP and captain in 1954-55 ... led UW in scoring in 1953-54 and 1954-55 ... paced team in free throw percentage in 1952-53 and 1953-54 ... Milwaukee's second choice in 1955 NBA Draft.



Season	G	FG-A	PCT	3P-A	PCT	FT-A	PCT	PTS	AVG
1951-52	16	50-128	.391	—	—	36-51	.706	136	8.5
1952-53	22	110-299	.368	—	—	81-110	.736	301	13.7
1953-54	22	116-266	.436	—	—	69-92	.750	301	13.7
1954-55	22	156-389	.401	—	—	130-170	.765	442	20.2
Totals	82	432-1082	.399	—	—	316-423	.747	1180	14.4



Dick Cable led the Badgers in scoring in each of his last two seasons.

13. JOE CHRNELICH — 1,171

Two-time team captain (1978-79 and 1979-80) and team MVP in 1979-80 ... led Badgers in rebounding in 1977-78 ... paced UW in field goal percentage in 1976-77 ... a four-year starter ... chosen by New York in the fourth round (82nd overall) of the 1980 NBA Draft.



Season	G	FG-A	PCT	3P-A	PCT	FT-A	PCT	PTS	AVG
1976-77	27	122-227	.537	—	—	77-113	.681	321	11.9
1977-78	27	112-221	.507	—	—	51-72	.708	275	10.2
1978-79	26	108-230	.470	—	—	60-92	.652	276	10.6
1979-80	29	123-230	.535	—	—	53-81	.654	299	17.7
Totals	109	465-908	.512	—	—	241-358	.673	1171	10.7

14. DON REHFELDT — 1,169

UW's last first-team all-America selection (1949-50) ... Big Ten MVP in 1950 ... first-team all-Big Ten in 1949 and 1950 ... two-time team MVP (1948-49 and 1949-50) ... led UW in scoring and free throw percentage in 1948-49 and 1949-50 and led Badgers in field goal percentage in 1947-48, 1948-49 and 1949-50 ... still holds school record for field goal attempts with 37 vs. Iowa on Feb. 28, 1949 ... chosen second overall by Baltimore in the 1950 NBA Draft.



Season	G	FG-A	PCT	3P-A	PCT	FT-A	PCT	PTS	AVG
1944-45 *	9	37-na	—	—	—	21-na	—	95	10.6
1946-47	8	12-51	.235	—	—	9-18	.500	33	4.1
1947-48	20	86-258	.333	—	—	52-78	.667	224	11.2
1948-49	22	146-436	.335	—	—	89-129	.690	381	17.3
1949-50	22	170-505	.337	—	—	96-147	.653	436	19.8
Totals	81	451-1250	.361	—	—	267-372	.718	1169	14.4

* Entered service after first semester. Field goal and free throw attempts not available.

15. LEON HOWARD — 1,165

Two-time team MVP (1971-72 and 1972-73) ... team captain in 1972-73 ... three-year starter who led the UW in scoring in each of his last two seasons ... paced Badgers in free throw percentage in 1972-73.



Season	G	FG-A	PCT	3P-A	PCT	FT-A	PCT	PTS	AVG
1970-71	23	133-290	.455	—	—	90-130	.692	356	14.8
1971-72	23	143-346	.413	—	—	92-136	.676	378	16.4
1972-73	24	157-353	.445	—	—	117-157	.745	431	18.0
Totals	70	433-989	.438	—	—	299-423	.707	1165	16.6

16. SCOTT ROTH — 1,156

Team MVP as a senior in 1984-85 ... two-time team captain (1983-84 and 1984-85) ... three-year starter ... led UW in scoring in 1984-85, field goal percentage in 1983-84 and 1984-85 and free throw percentage, assists and steals in 1983-84.




Season	G	FG-A	PCT	3P-A	PCT	FT-A	PCT	PTS	AVG
1981-82	25	47-102	.461	—	—	10-18	.556	104	4.2
1982-83	28	59-156	.378	0-0	—	43-60	.717	161	5.8
1983-84	28	151-304	.497	—	—	76-96	.792	378	13.5
1984-85	28	198-365	.542	—	—	117-156	.750	513	18.3
Totals	109	455-927	.491	0-0	—	246-330	.745	1156	10.6

17. JAMES JOHNSON — 1,147


Team MVP and captain in 1968-69 ... three-year starter ... led Badgers in scoring, rebounding and field goal percentage in 1968-69 ... paced UW in free throw percentage in 1967-68 ... selected by Boston in seventh round (93rd overall) of 1969 NBA Draft.




Season	G	FG-A	PCT	3P-A	PCT	FT-A	PCT	PTS	AVG
1966-67	24	104-228	.456	—	—	72-107	.673	280	11.7
1967-68	24	155-355	.437	—	—	95-130	.731	405	16.9
1968-69	24	164-401	.409	—	—	134-192	.698	462	19.2
Totals	72	423-984	.430	—	—	301-429	.702	1147	15.9



Leon Howard



Scott Roth



James Johnson

18. KEN SIEBEL — 1,084

Three-time team MVP ... three-year starter who led UW in scoring in 1961-62 ... paced Badgers in field goal percentage in 1960-61 and 1961-62 ... UW's free throw percentage leader in each of his three seasons ... selected by Baltimore in the sixth round (47th overall) of the 1963 NBA Draft.



Season	G	FG-A	PCT	3P-A	PCT	FT-A	PCT	PTS	AVG
1960-61	24	108-250	.432	—	—	67-97	.691	283	11.8
1961-62	24	144-318	.453	—	—	104-155	.671	392	16.3
1962-63	23	149-344	.433	—	—	111-158	.703	409	17.8
Totals	71	401-912	.440	—	—	282-410	.688	1084	15.3

19. TIM LOCUM — 1,077

Two-time team captain (1989-90 and 1990-91) ... two-year starter ... holds UW record for career three-point field goals made ... shares UW record for career games played ... led Badgers in three-point field goal percentage in each of his last three seasons ... tied for team lead in steals with 33 in 1989-90.



Season	G	FG-A	PCT	3P-A	PCT	FT-A	PCT	PTS	AVG
1987-88	28	58-137	.423	41-93	.441	30-35	.857	187	6.7
1988-89	30	83-168	.494	54-111	.486	45-55	.818	265	8.8
1989-90	30	94-194	.485	67-143	.469	40-45	.889	295	9.8
1990-91	30	107-212	.505	65-134	.485	51-59	.864	330	11.0
Totals	118	342-711	.481	227-481	.472	166-194	.856	1077	9.1

20. LARRY PETTY — 1,066

Tabbed UW's Most Improved Player in back-to-back seasons (1978-79 and 1979-80) ... four-year starter ... led UW in field goal percentage in 1978-79 and 1980-81 ... chosen by Los Angeles in the seventh round (157th overall) of the 1981 NBA Draft.



Season	G	FG-A	PCT	3P-A	PCT	FT-A	PCT	PTS	AVG
1977-78	27	50-138	.362	—	—	34-63	.540	134	5.0
1978-79	27	106-204	.520	—	—	55-94	.585	267	9.9
1979-80	29	97-210	.462	—	—	59-107	.551	253	8.7
1980-81	27	172-348	.494	—	—	68-126	.539	412	15.3
Totals	110	425-900	.472	—	—	216-390	.554	1066	9.7

21. CHUCK NAGLE — 1,064

Academic all-Big Ten in 1966-67 ... three-year starter who led UW in scoring and free throw percentage in 1966-67.



Season	G	FG-A	PCT	3P-A	PCT	FT-A	PCT	PTS	AVG
1966-67	24	188-421	.447	—	—	87-117	.744	463	19.3
1967-68	24	146-312	.468	—	—	48-70	.686	340	14.2
1968-69	24	104-259	.402	—	—	53-63	.841	261	10.9
Totals	72	438-992	.442	—	—	188-250	.752	1064	14.8

22. J.J. WEBER — 1,021

Team MVP and tri-captain in 1986-87 ... led Badgers in rebounding in 1984-85 and 1986-87 ... led team in scoring, field goal percentage, free throw percentage, steals and minutes in 1986-87 ... paced club in blocked shots in 1985-86 and 1986-87 ... tabbed team's Most Improved Player in 1984-85 ... three-year starter ... ranks fourth on UW's career blocked shots list.



Season	G	FG-A	PCT	3P-A	PCT	FT-A	PCT	PTS	AVG
1983-84	18	7-13	.538	—	—	2-5	.400	16	0.9
1984-85	28	85-173	.491	—	—	37-53	.698	207	7.4
1985-86	28	131-258	.508	—	—	67-89	.753	329	11.8
1986-87	31	182-324	.562	—	—	105-141	.745	469	15.1
Totals	105	405-768	.527	—	—	211-288	.733	1021	9.7

23. WILLIE SIMMS — 1,015

Team captain in 1990-91 ... named team's Most Improved Player in 1988-89 ... three-year starter ... led Badgers in field goal percentage and free throw percentage in 1989-90 ... topped team in assists in each of his last two seasons ... shared team lead with 33 steals in 1989-90 and led team in steals with 27 in 1990-91.



Season	G	FG-A	PCT	3P-A	PCT	FT-A	PCT	PTS	AVG
1987-88	2	1-4	.250	0-0	—	2-5	.400	4	2.0
1988-89	30	84-162	.519	1-2	.500	21-53	.396	190	6.3
1989-90	30	153-284	.539	2-6	.333	92-146	.630	400	13.3
1990-91	29	153-267	.573	1-3	.333	114-179	.637	421	14.5
Totals	91	391-717	.545	4-11	.364	229-383	.598	1015	11.2

30-POINT PERFORMANCES

42 Michael Finley at E. Michigan, 12/10/94
42 Ken Barnes vs. Indiana, 3/8/65

39 Rick Olson vs. Michigan, 1/14/84

38 Dale Koehler vs. Iowa, 2/1/75
38 Joe Franklin vs. Michigan State, 1/16/68

37 Chuck Nagle vs. Michigan, 3/4/67

36 Michael Finley vs. Missouri, 3/19/94
36 Tracy Webster vs. SE Missouri St., 11/25/91
36 Dale Koehler at Michigan, 2/2/76

35 Rick Olson vs. San Francisco State, 12/2/85
35 Claude Gregory vs. Kentucky State, 12/5/80
35 Jack Brens vs. Indiana, 2/25/63
35 Clarence Sherrod at Iowa, 2/10/70
35 Don Rehfeldt at Northwestern, 2/11/50

34 Michael Finley vs. Ohio State, 1/20/93
34 Cory Blackwell at Minnesota, 2/19/83
34 Cory Blackwell vs. Ohio State, 2/9/83
34 Joe Franklin vs. Michigan, 1/6/68
34 Bob Litzow vs. Indiana, 2/10/58
34 Don Rehfeldt vs. Iowa, 2/28/49

33 Michael Finley vs. Purdue, 2/13/93
33 Tracy Webster vs. Illinois, 2/20/92
33 Trent Jackson at Butler, 12/10/88
33 Scott Roth vs. Oklahoma State, 12/29/83
33 Claude Gregory at Iowa, 2/28/81
33 Dale Koehler vs. Loyola (IL), 12/6/75
33 Ron Jackson vs. Dayton, 12/28/61
33 Dick Miller at Michigan State, 2/27/56


32 Michael Finley vs. Michigan State, 2/2/94
32 Michael Finley vs. UW-Green Bay, 12/5/92
32 Danny Jones vs. Ohio State, 3/4/89
32 Rick Olson at Minnesota, 2/22/86
32 Rick Olson at Michigan State, 1/30/86
32 Rick Olson vs. Ohio State, 2/9/85
32 Claude Gregory vs. Iowa, 1/15/81
32 Leon Howard at Ohio State, 2/5/72
32 Clarence Sherrod vs. Eastern Illinois, 12/1/70
32 Joe Franklin vs. Arizona, 12/30/66
32 Dick Miller at Ohio State, 1/14/56

31 Willie Simms vs. Bowling Green, 3/13/91
31 Danny Jones at Michigan, 2/25/89
31 Rick Olson vs. Illinois, 2/15/86
31 Rick Olson vs. Purdue, 1/19/85
31 Scott Roth vs. Illinois, 1/17/85
31 Scott Roth at Northern Illinois, 12/22/84
31 Cory Blackwell at Purdue, 3/12/83
31 Larry Petty vs. Minnesota, 3/7/81
31 Wes Matthews at Michigan, 2/22/79
31 Claude Gregory vs. Nebraska, 12/27/79
31 Bruce McCauley at Northwestern, 1/4/75
31 Clarence Sherrod vs. Michigan, 1/9/71


31 Albert Henry vs. Minnesota, 1/13/70
31 Joe Franklin vs. Purdue, 3/2/68
31 James Johnson vs. Northwestern, 2/21/67
31 Jack Brens vs. Utah, 12/28/62
31 Ken Siebel vs. Utah, 12/28/62
31 Dick Miller vs. Minnesota, 2/21/55
31 Dick Cable vs. Tulane, 12/20/54
31 Dick Cable at Notre Dame, 12/4/54
31 John Kotz vs. Iowa, 3/7/42

30 Michael Finley at Michigan, 1/29/94
30 Michael Finley at Illinois, 1/27/93
30 Michael Finley vs. Michigan, 2/26/92
30 Tim Locum vs. Western Kentucky, 11/25/89
30 Trent Jackson vs. Minnesota, 2/28/88
30 J.J. Weber vs. Northwestern, 3/1/87
30 Rick Olson vs. Purdue, 2/13/86
30 Wes Matthews at Purdue, 2/16/80
30 Clarence Sherrod vs. Tulane, 12/19/70
30 Clarence Sherrod vs. Ohio State, 2/24/70
30 Clarence Sherrod vs. Michigan State, 2/7/70
30 Clarence Sherrod vs. Ohio U., 1/31/70
30 Joe Franklin at Northwestern, 3/9/68
30 Chuck Nagle vs. Purdue, 3/2/68
30 Joe Franklin vs. Illinois, 3/11/67
30 Joe Franklin vs. Nebraska, 12/1/65
30 Mark Zubor vs. Illinois, 12/15/64
30 Jim Biggs vs. Northwestern, 2/28/59
30 Paul Morrow vs. Indiana, 2/16/53


NOTE: The only players to have back-to-back 30-point games are Michael Finley, 30 at Michigan and 32 vs. Michigan State in 1994; Rick Olson, 30 vs. Purdue and 31 vs. Illinois in 1986; and Clarence Sherrod, 30 vs. Michigan State and 35 vs. Iowa in 1970.



Ken Barnes



Dale Koehler



Ron Jackson

30-Point Games Leaders

CAREER

1. Michael Finley, 1992-95 9
2. Rick Olson, 1983-86 8
3. Clarence Sherrod, 1969-71 7
4. Joe Franklin, 1966-68 7
5. Claude Gregory, 1978-81 4

SEASON

1. Rick Olson, 1986 5
2. Michael Finley, 1993 4
3. Clarence Sherrod, 1970 4
4. Joe Franklin, 1968 4
5. Michael Finley, 1994 3
- Clarence Sherrod, 1971 3
- Cory Blackwell, 1983 3
- Claude Gregory, 1981 3

INDEX

A

Academic all-Big Ten, 103
 All-Americans, 101-102
 All-Big Ten, 103
 Almanac, 88-94
 Asst. coaches, all-time, 136
 Auriantal, Hennssy, 39

B

Badger stats vs. Big Ten, 41-42
 Bennett, Dick, 44-49
 Big Ten composite, 23
 Big Ten Conference, 14
 Big Ten MVP, 103
 Big wins and losses, 149

C

Campus life, 12
 Carlin, Shawn, 38
 Chaminade, 59
 Coaching records, 136
 Coleman, Booker, 32
 Costanzo, Paul, 51

D

Daugherty, Sean, 33
 Duany, Duany, 39

E

Eastern Illinois, 64

F

Field House records, 147
 Field House, UW, 7-9
 Fish, Alan, 54

G

Grant, Paul, 38

H

Hackett, Robert, 51
 Hall, Jeremy, 39
 Hecker, Brian, 50
 Hood, Shawn, 50
 Hoskins, Darnell, 34
 Hundred-point games, 148

I

Illinois, 69
 Indiana, 66
 Iowa, 67

K

Kosolcharoen, Mike, 40

L

Letterwinners, 105-107

M

Madison, 11
 Marquette, 65
 Marra, Cheryl, 55
 Mason, Sean, 35
 Maturi, Joel, 55
 Maui Inv. bracket, 58
 Media outlets, 24
 Media policies, 18-19
 Michigan, 65
 Michigan State, 67
 Minnesota, 68

N

NCAA Tournament, 23
 North Carolina, 59
 Northeastern Illinois, 61
 Northwestern, 68
 Nwachukwu, Osita, 36

O

Ohio State, 69
 Okey, Sam, 40
 Overtime games, 125

P

Penn State, 66
 Peterson, Mosezell, 37
 Phone directory, 56
 Postseason history, 95-98
 Postseason records, 99-100
 Prominent alumni, 16
 Pronunciation guide, 26
 Providence, 63
 Purdue, 70

R

Radio coverage, 21
 Radio/TV roster, 30

Results ('94-95), 74
 Richter, Pat, 54
 Road headquarters, 70
 Rosters, 26

S

St. Bonaventure, 62
 Santa Clara, 59
 Scores, all-time, 112-124
 Scores vs. '95-96 opp., 128-133
 Season preview, 27-29
 Season review ('94-95), 72-86
 Seifert, Nancy, 55
 Series records, 126-127
 Soderberg, Brad, 50
 Sports Information, 22
 Starting lineups, 108-111
 Sweeney, Vince, 55

T

Team honors/awards, 103-104
 Team records, game, 145
 Team records, season, 144
 Television coverage, 20
 Temple, 61
 Thirty-point games, 159
 Thousand-point scorers, 154-158
 Top tens, career, 138-139
 Top tens, game, 142-143
 Top tens, season, 140-141

U

UCLA, 60
 University of Wisconsin, 13

V

Valparaiso, 63
 Vanderbilt, 60
 Villanova, 60
 Vraney, Brian, 38

W

Walker, D.J., 40
 Ward, David, 53
 Wisconsin-Milwaukee, 64
 Winterstein, Andy, 51
 Wright State, 62

Y

Year-by-year leaders, 150-151
 Year-by-year records, 134-135
 Yearly statistical history, 152-153

THE KOHL CENTER

Wisconsin basketball is entering a new era. The Badgers have a new head coach and a nucleus of exciting, young players. Soon, Wisconsin will have a brand new arena, as well.

The state-of-the-art Kohl Center, which will serve as the new home of Badger basketball, will be among the finest on-campus athletic facilities in the nation.

The Kohl Center is named after its primary benefactor, Senator Herb Kohl of Wisconsin, who donated \$25 million toward its construction. Ab Nicholas, a former all-Big Ten UW basketball player, has contributed an additional \$10 million toward the building's construction. The arena project will include an adjacent structure—the Nicholas-Johnson Pavilion Plaza—which will consist of a practice facility and plaza just south of the arena. The plaza facility will honor Nicholas and his wife, Nancy Johnson Nicholas.

In addition to Badger basketball, the facility will serve as host to concerts, graduations and state high school championships, as well as other events.





1995-96 WISCONSIN MEN'S BASKETBALL SCHEDULE

NOVEMBER					
7 Tue.	Georgia Select (exh.)	7 p.m.	10 Wed.	at Indiana	7 p.m.
15 Wed.	Marathon Oil (exh.)	7 p.m.	13 Sat.	Iowa	3:30 p.m.
20 Mon.-			17 Wed.	Michigan State	7 p.m.
22 Wed.	Maui Invitational (North Carolina, UCLA, Villanova, Michigan State, Vanderbilt, Santa Clara, Chaminade)	TBA	20 Sat.	at Northwestern	1:15 p.m.
28 Tue.	Northeastern Illinois	7 p.m.	24 Wed.	Minnesota	7 p.m.
			31 Wed.	at Ohio State (ESPN2)	6:30 p.m.
DECEMBER			FEBRUARY		
2 Sat.	Temple	1 p.m.	3 Sat.	at Illinois	7 p.m.
5 Tue.	at Wright State	6:35 p.m.	7 Wed.	Purdue	7 p.m.
9 Sat.	St. Bonaventure	7 p.m.	10 Sat.	Ohio State	1:15 p.m.
11 Mon.	at Providence	7 p.m.	17 Sat.	at Minnesota	1:15 p.m.
14 Thur.	Valparaiso	7 p.m.	21 Wed.	Northwestern (ESPN)	6 p.m.
23 Sat.	UW-Milwaukee	12:30 p.m.	24 Sat.	at Michigan State	11 a.m.
28 Thur.	Eastern Illinois	7 p.m.	28 Wed.	at Iowa	7 p.m.
31 Sun.	Marquette	TBA	MARCH		
			2 Sat.	Indiana	4:30 p.m.
			6 Wed.	Penn State	7 p.m.
			9 Sat.	at Michigan	3:30 p.m.
JANUARY					
3 Wed.	Michigan	7 p.m.			
7 Sun.	at Penn State	1 p.m.			

All times are Central